



SPRING 2023 FACT SHEET PRELIMINARY

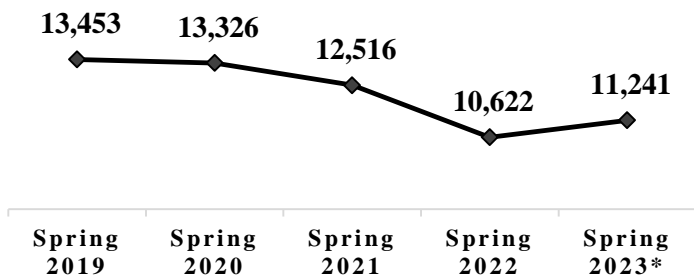
Chabot College | [WWW.CHABOTCOLLEGE.EDU](http://www.chabotcollege.edu)

Student Enrollment

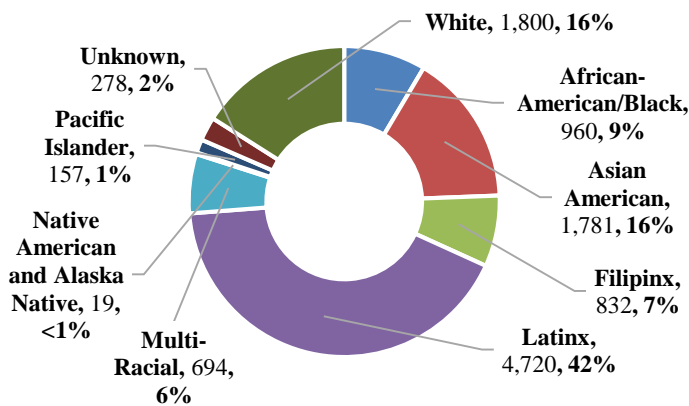
Unduplicated Preliminary Headcount	11,241
Full-Time Equivalent (FTES)	3,499*

*From the CLPCCD Argos Tool, as of 04/18/2023 (no exclusions)

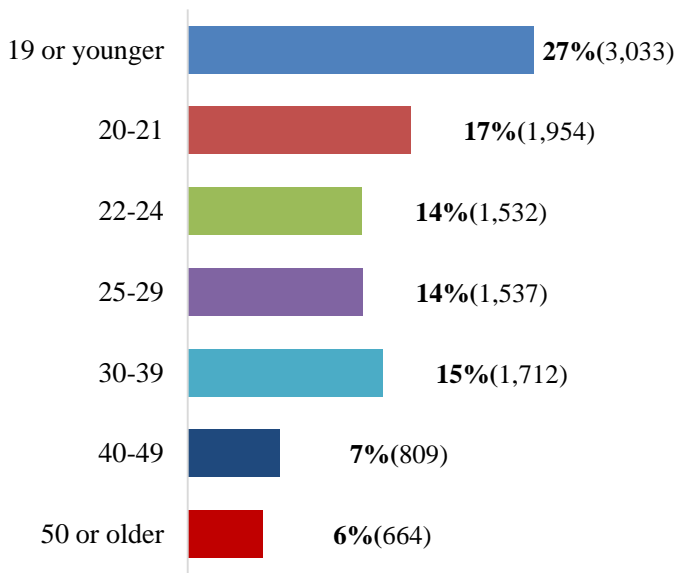
Five-Year Trend (Headcount)



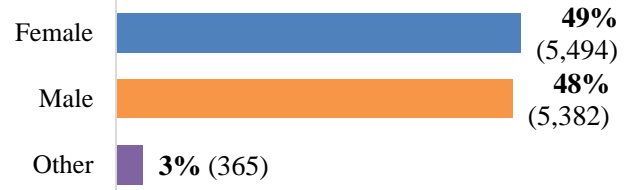
Race-Ethnicity



Age



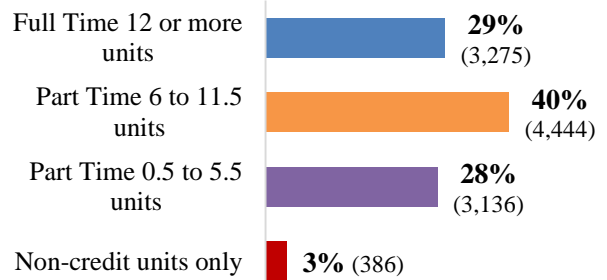
Gender



Citizenship

Citizenship	Count	Percentage
U.S. Citizen	9,870	88%
Permanent Resident	806	7%
Student Visa	68	1%
Other	497	4%

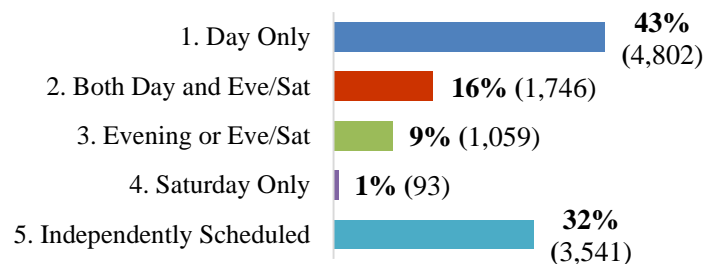
Attendance Status



Educational Goal

Educational Goal	Count	Percentage
Transfer (with/without AA/AS)	5,420	48%
AA/AS Degree only	913	8%
Occupational certificate or job training	2,382	21%
Personal development	880	8%
Undecided	1,336	12%
Other / Unknown	310	3%

Enrollment Pattern



Annual Enrollment (2021-2022)

Unduplicated Headcount (Sum 21, Fall 21 & Spr 22) **17,826**



SPRING 2023 FACT SHEET PRELIMINARY

Chabot College | [WWW.CHABOTCOLLEGE.EDU](http://www.chabotcollege.edu)

Enrollment Status

First time any college	785	7%
First time transfer	918	8%
Returning transfer	717	6%
Returning	6	<1%
Continuing	8,195	73%
In High School	620	6%

Transfer Students: Previous College

CA Community College	56% (910)
CA Private Colleges	6% (99)
California State University	15% (238)
Out of Country	4% (71)
Out of State	6% (100)
University of California	7% (108)
Unknown	7% (109)

Income Status

Low Income*	4,110	37%
Other Students	7,131	63%

*Low income was defined as receiving PELL and/or CAL Promise grants.

First Generation

First Generation to Attend College	4,438	44%
Parent w/some College or BA/BS	5,658	56%

Disability Status

Any Disability	643	6%
No Disability	10,598	94%

Residence (cities with 100+ students)

Hayward*	3,414	30%
San Leandro*	1,452	13%
Castro Valley*	811	7%
Oakland	794	7%
Union City*	573	5%
San Lorenzo*	569	5%
Fremont	409	4%
Livermore*	231	2%
Tracy	200	2%
Pleasanton*	166	1%
Dublin*	151	1%
Newark	136	1%
San Jose	117	1%
Other cities	2,218	20%

Note: *Cities in the District include Castro Valley, Hayward, San Leandro, San Lorenzo, Union City, Dublin, Livermore, and Pleasanton.

Official Residence (tuition purposes)

California Resident	10,681	95%
Out-of-state	330	3%
Out-of-country	230	2%

Note: "California Resident" category includes students who are exempt by law from paying non-resident tuition fees

High School Districts (of First Time College Students)

