



FALL 2019 FACT SHEET FINAL

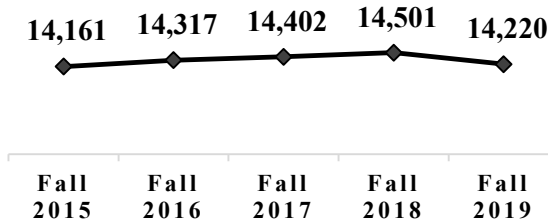
Chabot College | WWW.CHABOTCOLLEGE.EDU

Student Enrollment

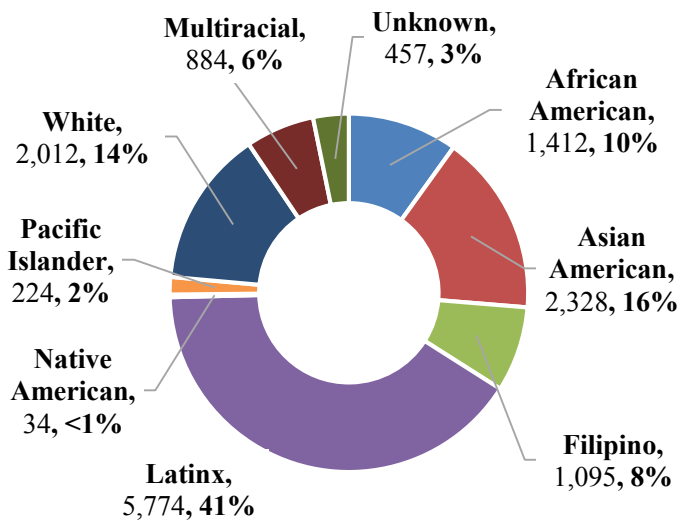
Unduplicated Headcount	14,220
Full-Time Equivalent (FTES)	4,318*

*From CCCCO Data Mart

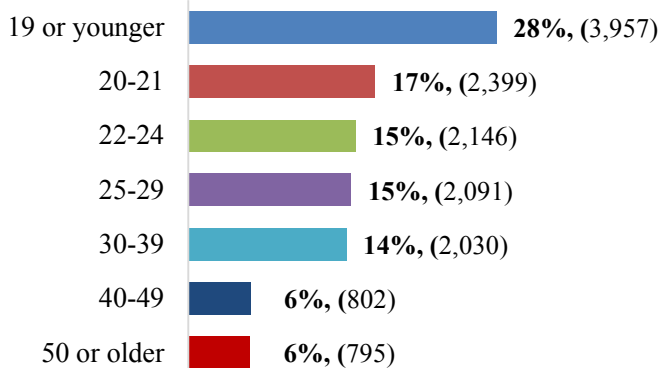
Five-Year Trend (Headcount)



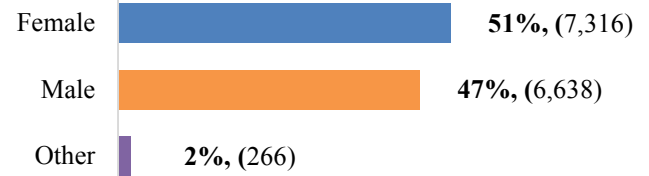
Race-Ethnicity



Age



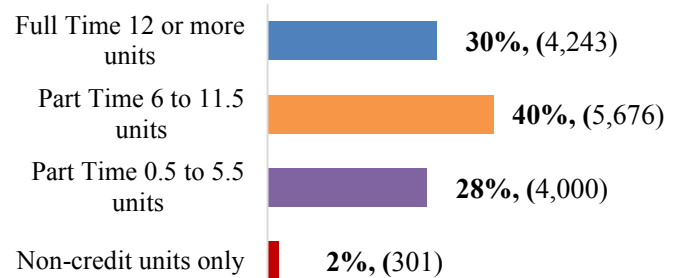
Gender



Citizenship

U.S. Citizen	12,262	86%
Permanent Resident	1,285	9%
Student Visa	76	1%
Other/Unknown	597	4%

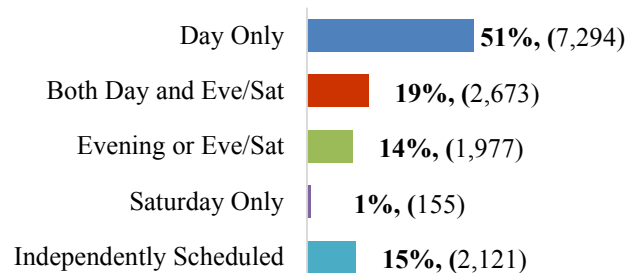
Attendance Status



Educational Goal

Transfer (with/without AA/AS)	7,645	54%
AA/AS Degree Only	1,098	8%
Occupational certificate or job training	2,313	16%
Personal development	1,025	7%
Undecided	1,639	12%
Other/Unknown	500	4%

Enrollment Pattern



Annual Enrollment (2018-2019)

Unduplicated Headcount (Sum18, Fall 18 & Spr 19)	20,931
--	--------

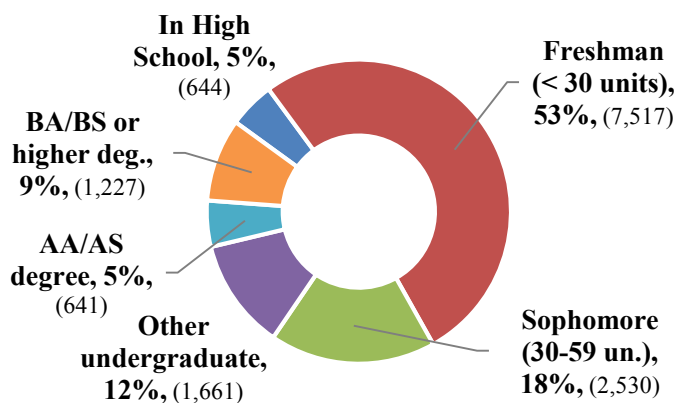
Enrollment Status

First time any college	2,506	18%
First time transfer	1,340	9%
Returning transfer	1,221	9%
Returning	13	<1%
Continuing	8,730	61%
In High School	410	3%

Transfer Students: Previous College

CA Community College	60% (1,549)
CA Private Colleges	7% (177)
California State University	14% (371)
Out of Country	5% (133)
Out of State	8% (194)
University of California	5% (129)
Unknown	<1% (8)

Student Educational Level



Residence (cities with 100+ students)

Hayward*	4,731	33%
San Leandro*	2,054	14%
Oakland	1,009	7%
Union City*	991	7%
Castro Valley*	956	7%
San Lorenzo*	796	6%
Fremont	626	4%
Newark	236	2%
Tracy	213	1%
Livermore*	206	1%
Pleasanton*	166	1%
Dublin*	160	1%
Alameda	123	1%
San Diego	117	1%
San Jose	107	1%
Other cities	1,729	12%

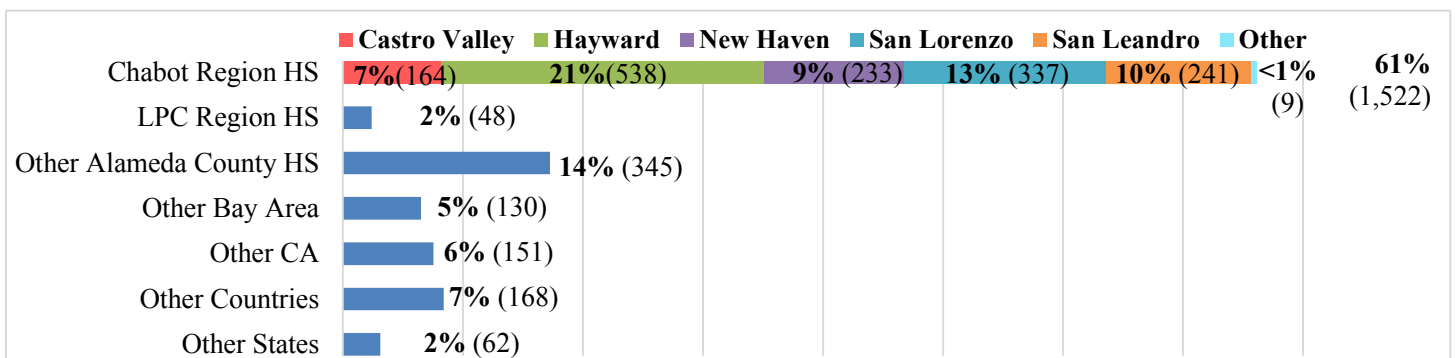
Note: *Cities in the District include Castro Valley, Hayward, San Leandro, San Lorenzo, Union City, Dublin, Livermore, and Pleasanton.

Official Residence (tuition purposes)

California Resident	13,746	97%
Out-of-state	293	2%
Out-of-country	181	1%

Note: "California Resident" category includes students who are exempt by law from paying non-resident tuition fees.

High School Districts (of First Time College Students)





SPRING 2020 FACT SHEET FINAL

Chabot College | WWW.CHABOTCOLLEGE.EDU

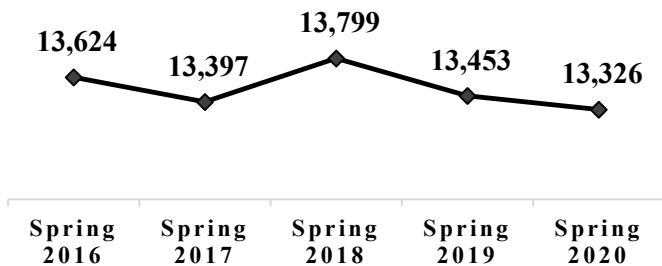
Student Enrollment

Unduplicated Headcount **13,326**

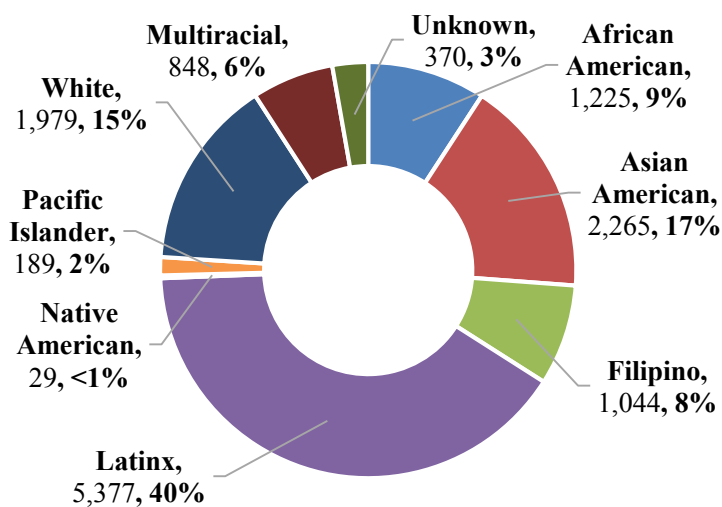
Full-Time Equivalent (FTES) **4,042***

*From CCCCCO Data Mart

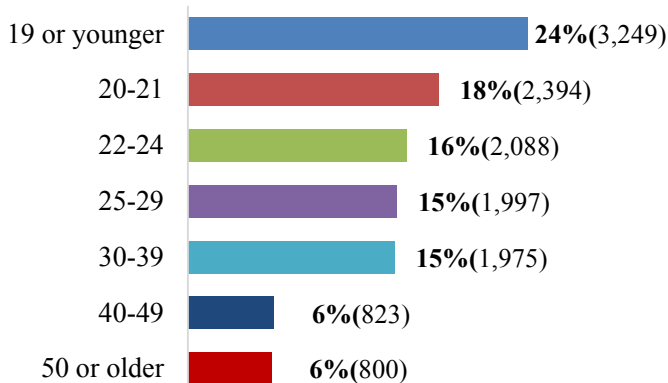
Five-Year Trend (Headcount)



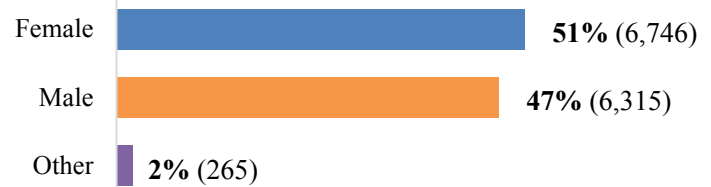
Race-Ethnicity



Age



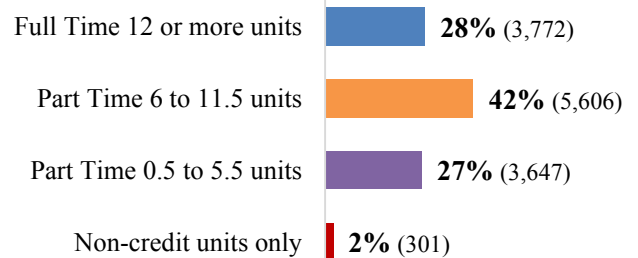
Gender



Citizenship

U.S. Citizen	11,447	86%
Permanent Resident	1,237	9%
Student Visa	71	1%
Other/Unknown	571	4%

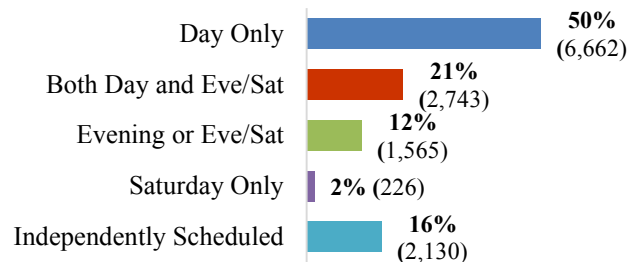
Attendance Status



Educational Goal

Transfer	6,961	52%
Degree Only	1,000	8%
Occupational certificate or job training	2,338	18%
Personal development	1,006	8%
Undecided	1,586	12%
Other/Unknown	435	3%

Enrollment Pattern



Annual Enrollment (2019-2020)

Unduplicated Headcount (Sum19, Fall 19 & Spr 20) **21,066**

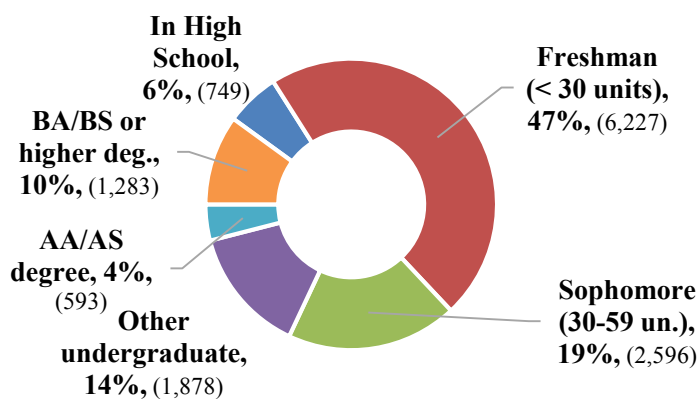
Enrollment Status

First time any college	737	6%
First time transfer	999	7%
Returning transfer	769	6%
Returning	10	<1%
Continuing	10,299	77%
In High School	512	4%

Transfer Students: Previous College

CA Community College	59% (1,041)
CA Private Colleges	6% (112)
California State University	14% (254)
Out of Country	7% (117)
Out of State	6% (108)
University of California	6% (102)
Unknown	2% (34)

Student Educational Level



Residence (cities with 100+ students)

Hayward*	4,339	33%
San Leandro*	1,911	14%
Union City*	932	7%
Castro Valley*	904	7%
Oakland	866	7%
San Lorenzo*	732	5%
Fremont	608	4%
Newark	224	2%
Tracy	205	2%
Livermore*	203	2%
Pleasanton*	180	1%
Dublin*	167	1%
San Diego	119	1%
Alameda	117	1%
San Jose	112	1%
Other cities	1,707	13%

Note: *Cities in the District include Castro Valley, Hayward, San Leandro, San Lorenzo, Union City, Dublin, Livermore, and Pleasanton.

Official Residence (tuition purposes)

California Resident	12,860	97%
Out-of-state	304	2%
Out-of-country	162	1%

Note: "California Resident" category includes students who are exempt by law from paying non-resident tuition fees.

High School Districts (of First Time College Students)

