



**CHABOT**  
COLLEGE

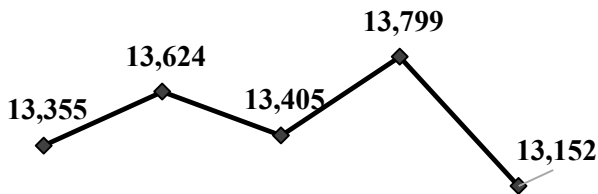
# SPRING 2019 FACT SHEET

**Chabot College** | [WWW.CHABOTCOLLEGE.EDU](http://WWW.CHABOTCOLLEGE.EDU)

## Student Enrollment

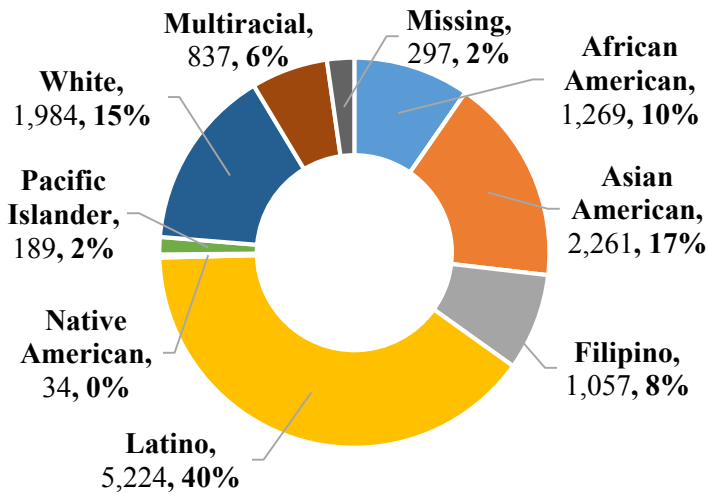
Unduplicated Headcount	13,152
Full-Time Equivalent (FTES)	N/A

## Five-Year Trend (Headcount)

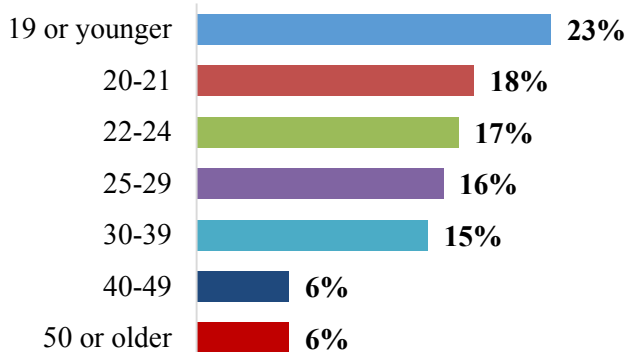


Spring 2015   Spring 2016   Spring 2017   Spring 2018   Spring 2019

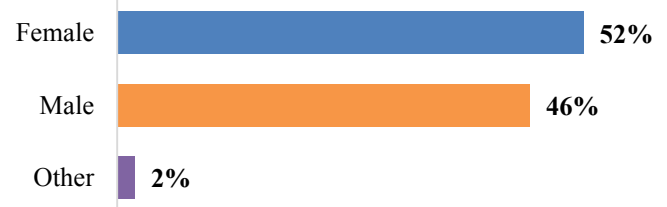
## Race-Ethnicity



## Age



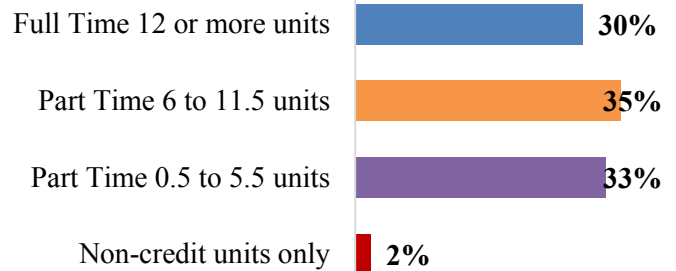
## Gender



## Citizenship

U.S. Citizen	85%
Permanent Resident	10%
Student Visa	1%
Other	4%

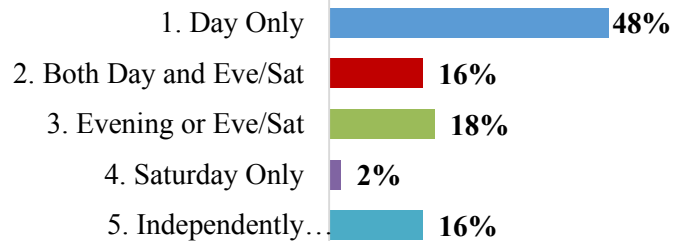
## Attendance Status



## Educational Goal

Transfer or Degree	63%
Occupational certificate or job training	15%
Personal development (intellectual/cultural)	7%
Undecided	12%
Other / Unknown	4%

## Enrollment Pattern



## Annual Enrollment (2017-2018)

Unduplicated Headcount (Sum 17, Fall 17&Spring 18) **20,870**



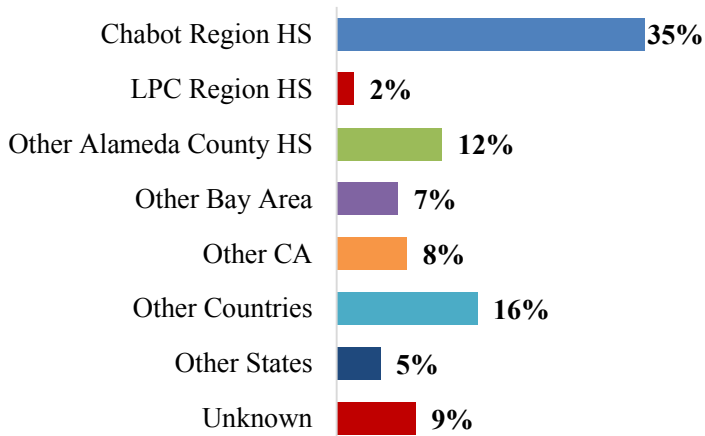
# SPRING 2019 FACT SHEET

**Chabot College** | [WWW.CHABOTCOLLEGE.EDU](http://WWW.CHABOTCOLLEGE.EDU)

## Enrollment Status

First time any college	739	6%
First time transfer	966	7%
Returning transfer	744	6%
Returning	12	<1%
Continuing	10,388	79%
In High School	303	2%

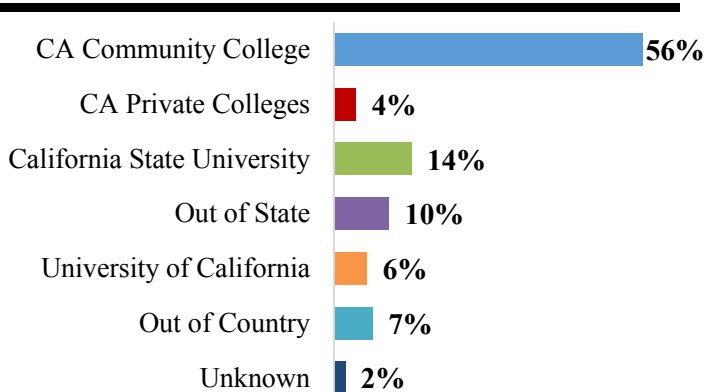
## First Time Any College Students: High School Districts



## First Time Any College Students: Chabot College Districts (35% of all First-Time students)

Castro Valley	29	4%
Hayward	96	13%
New Haven	42	6%
San Leandro	23	3%
San Lorenzo	57	8%
Private/Other	9	1%

## Transfer Students: Previous College

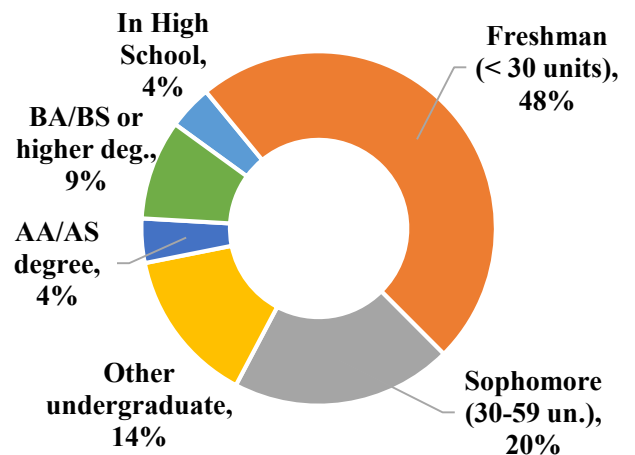


## Local Residence (cities with 100+ students)

Hayward*	4,289	33%
San Leandro*	1,980	15%
Union City *	957	7%
Oakland	907	7%
Castro Valley*	881	7%
San Lorenzo*	762	6%
Fremont	614	5%
Newark	231	2%
Livermore*	232	2%
Tracy	232	2%
Pleasanton*	175	1%
Dublin*	151	1%
Alameda	112	1%
San Ramon	98	1%
Other cities	1,498	11%

Note: \*Cities in the District include Castro Valley, Hayward, San Leandro, San Lorenzo, Union City, Dublin, Livermore, and Pleasanton.

## Student Educational Level



## Official Residence (tuition purposes)

California Resident	97%
Out-of-state	1%
Out-of-country	1%

Note: "California Resident" category includes students who are exempt by law from paying non-resident tuition fees.