



FALL 2021 FACT SHEET FINAL

Chabot College | WWW.CHABOTCOLLEGE.EDU

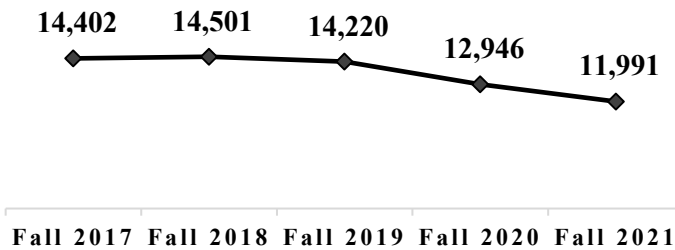
Student Enrollment

Unduplicated Headcount **11,991**

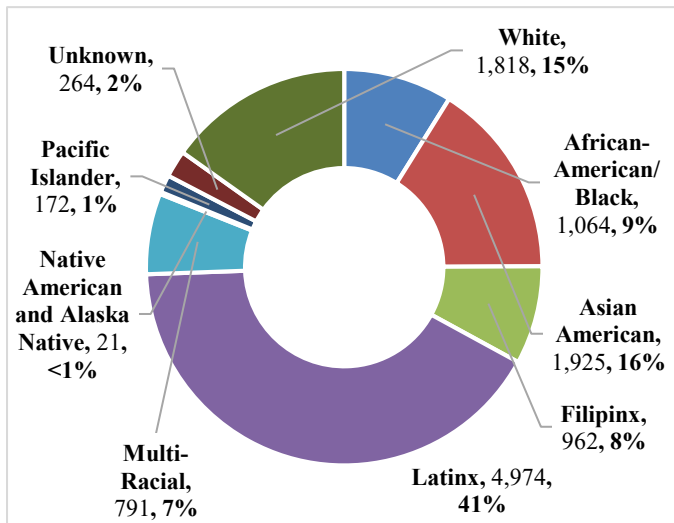
Full-Time Equivalent (FTES) **3,866***

*From the CLPCCD Argos Tool, as of 2/16/2022 (no exclusions)

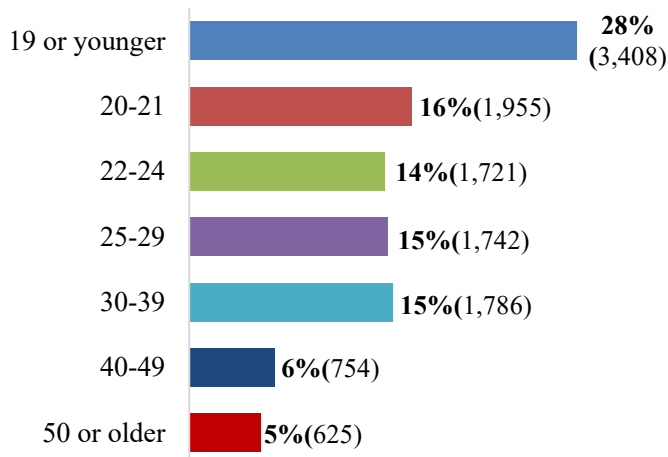
Five-Year Trend (Headcount)



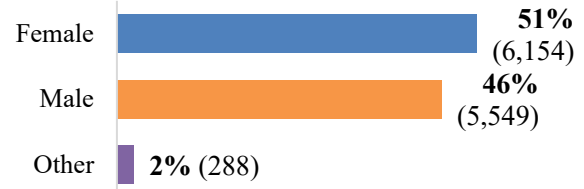
Race-Ethnicity



Age



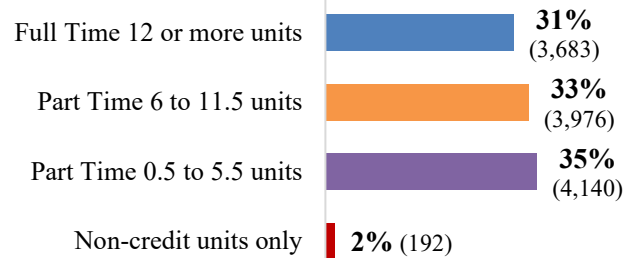
Gender



Citizenship

U.S. Citizen	10,520	88%
Permanent Resident	952	8%
Student Visa	56	<1%
Other	463	4%

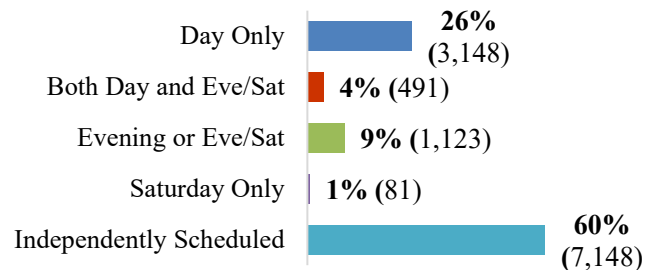
Attendance Status



Educational Goal

Transfer (with/without AA/AS)	6,308	53%
AA/AS Degree only	970	8%
Occupational certificate or job training	2,248	19%
Personal development	741	6%
Undecided	1,366	11%
Other / Unknown	358	3%

Enrollment Pattern



Annual Enrollment (2020-2021)

Unduplicated Headcount (Sum 20, Fall 20, & Spr 21) **19,590**

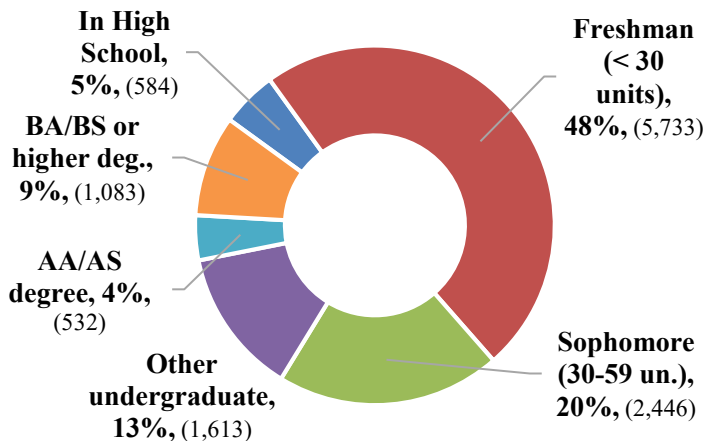
Enrollment Status

First time any college	2,239	19%
First time transfer	1,001	8%
Returning transfer	1,197	10%
Returning	22	<1%
Continuing	7,119	59%
In High School	413	3%

Transfer Students: Previous College

CA Community College	58% (1,268)
CA Private Colleges	8% (183)
California State University	15% (337)
Out of Country	4% (94)
Out of State	6% (134)
University of California	5% (113)
Unknown	3% (69)

Student Educational Level



Residence (cities with 100+ students)

Hayward*	3,567	30%
San Leandro*	1,588	13%
Castro Valley*	815	7%
Oakland	790	7%
Union City*	744	6%
San Lorenzo*	600	5%
Fremont	489	4%
Livermore*	329	3%
Tracy	275	2%
Pleasanton*	223	2%
Dublin*	207	2%
Newark	168	1%
San Jose	106	1%
San Diego	105	1%
Alameda	102	1%
Other cities	1,883	17%

Note: *Cities in the District include Castro Valley, Hayward, San Leandro, San Lorenzo, Union City, Dublin, Livermore, and Pleasanton.

Official Residence (tuition purposes)

California Resident	11,623	97%
Out-of-state	239	2%
Out-of-country	129	1%

Note: "California Resident" category includes students who are exempt by law from paying non-resident tuition fees.

High School Districts (of First Time College Students)

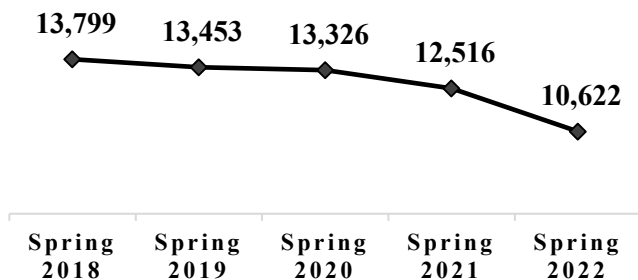
	Castro Valley	Hayward	New Haven	San Lorenzo	San Leandro	Other	
Chabot Region HS	7% (164)	18% (393)	7% (154)	15% (326)	9% (193)	<1% (7)	55% (1,237)
LPC Region HS							
Other Alameda County HS							
Other Bay Area							
Other CA							
Other Countries							
Other States							

Student Enrollment

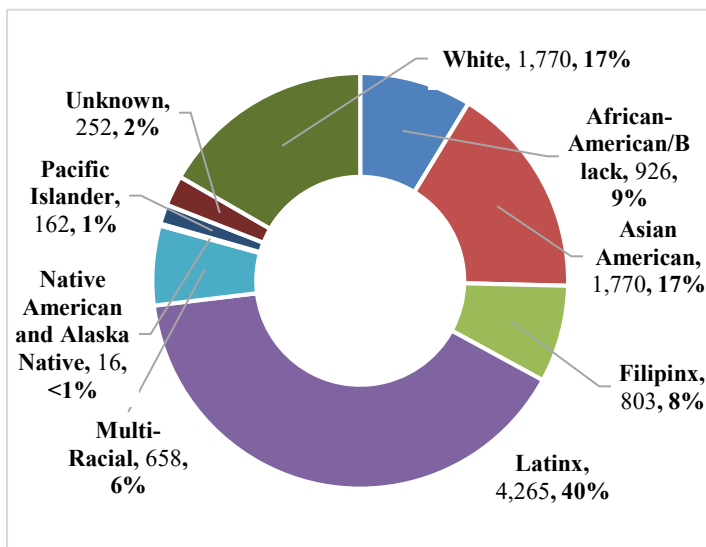
Unduplicated Headcount	10,622
Full-Time Equivalent (FTES)	3,380*

*From the CLPCCD Argos Tool, as of 8/30/22 (no exclusions)

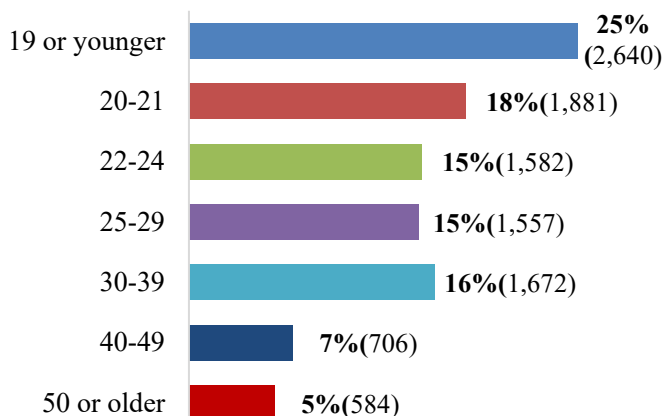
Five-Year Trend (Headcount)



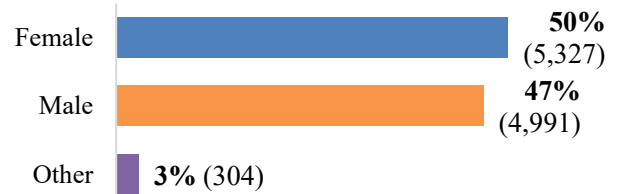
Race-Ethnicity



Age



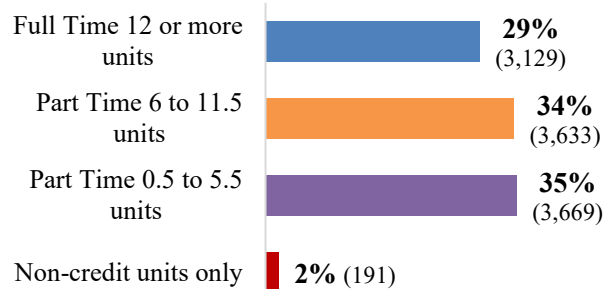
Gender



Citizenship

U.S. Citizen	9,263	87%
Permanent Resident	859	8%
Student Visa	63	1%
Other	437	4%

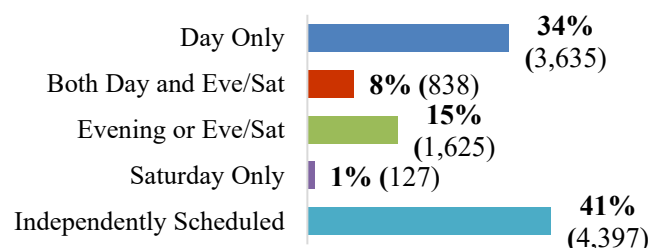
Attendance Status



Educational Goal

Transfer (with/without AA/AS)	5,471	52%
AA/AS Degree only	828	8%
Occupational certificate or job training	2,139	20%
Personal development	694	7%
Undecided	1,167	11%
Other / Unknown	323	3%

Enrollment Pattern



Annual Enrollment (2021-2022)

Unduplicated Headcount (Sum21, Fall 21 & Spr 22)	17,826
--	--------



SPRING 2022 FACT SHEET FINAL

Chabot College | WWW.CHABOTCOLLEGE.EDU

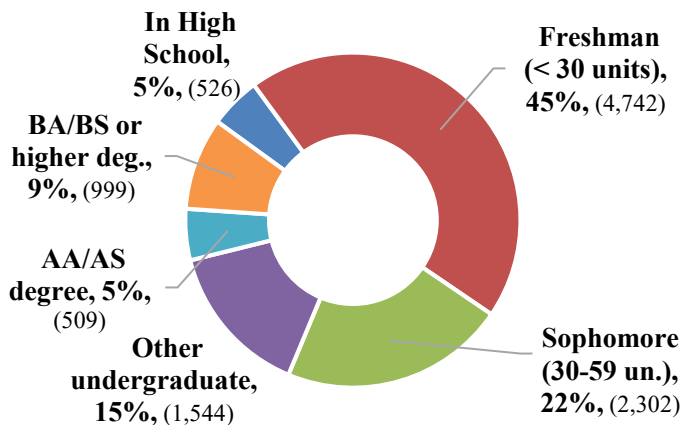
Enrollment Status

First time any college	755	7%
First time transfer	740	7%
Returning transfer	639	6%
Returning	7	<1%
Continuing	8,145	77%
In High School	336	3%

Transfer Students: Previous College

CA Community College	53% (734)
CA Private Colleges	7% (94)
California State University	18% (252)
Out of Country	5% (64)
Out of State	6% (87)
University of California	6% (88)
Unknown	4% (60)

Student Educational Level



Residence (cities with 100+ students)

Hayward*	3,079	29%
San Leandro*	1,400	13%
Castro Valley*	721	7%
Oakland*	659	6%
Union City	609	6%
San Lorenzo*	521	5%
Fremont	425	4%
Livermore*	283	3%
Tracy	235	2%
Pleasanton*	217	2%
Dublin*	170	2%
Newark	129	1%
San Jose	117	1%
San Diego	104	1%
Other cities	1,953	18%

Note: *Cities in the District include Castro Valley, Hayward, San Leandro, San Lorenzo, Union City, Dublin, Livermore, and Pleasanton.

Official Residence (tuition purposes)

California Resident	10,312	97%
Out-of-state	166	2%
Out-of-country	144	1%

Note: "California Resident" category includes students who are exempt by law from paying non-resident tuition fees.

High School Districts (of First Time College Students)

