

Chabot College Student Satisfaction Survey: Fall 2009

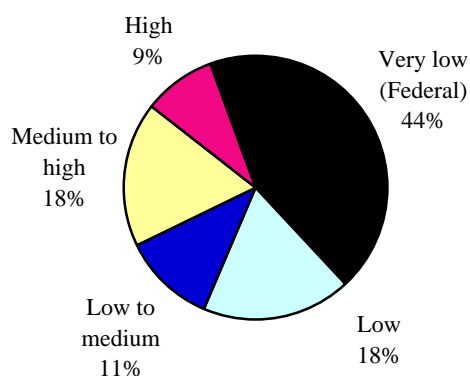
Highlights

Family Income and Status

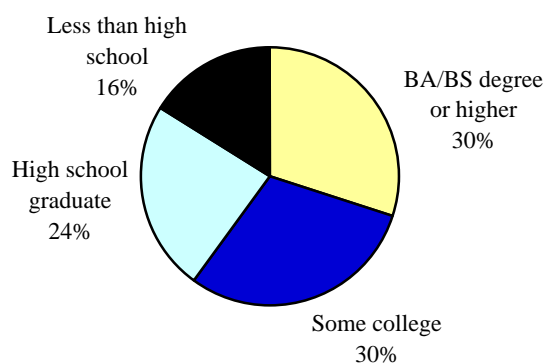
The Student Satisfaction Survey collects student demographic data that is not otherwise available, such as family income, parents' education, childcare needs, and living situations. This information is used to plan services and grants that respond to our students' needs. In 2009, 44 percent of Chabot students have low incomes according to federal standards and another 18 percent have low incomes based on local standards. This means that more than sixty percent of Chabot students are low-income. In addition, more than 60 percent of the students live with their parents, and 40 percent are in the first generation of their family to attend college.

The Student Satisfaction Survey was conducted in October 2009 in a representative sample of 70 classes. Surveys were completed by 1,630 students (58% full-time; 42% part-time). Responses are all anonymous.

Fall 2009
Family income level of students



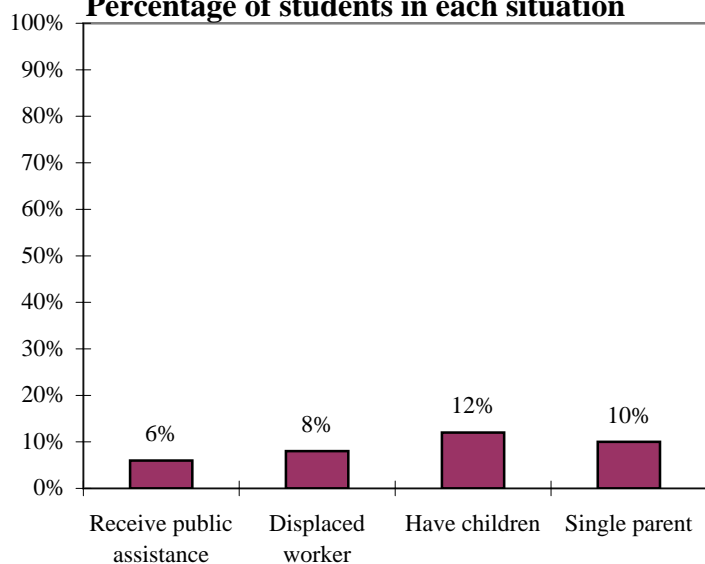
Fall 2009
Highest education level of either parent



Notes: Family income was self-reported and adjusted by household size. Very low income is defined by the Federal government (i.e., US Department of Health and Human Services) as income earned up to 150% of national poverty level. Low income is defined as about 50% of local median income by the US Department of Housing & Urban Development.

NOTE: All percentages have a margin of error of 1 to 3 percentage points.

Chabot College Fall 2009
Other income and childcare information
Percentage of students in each situation



Fall 2009
Living situation of students

