

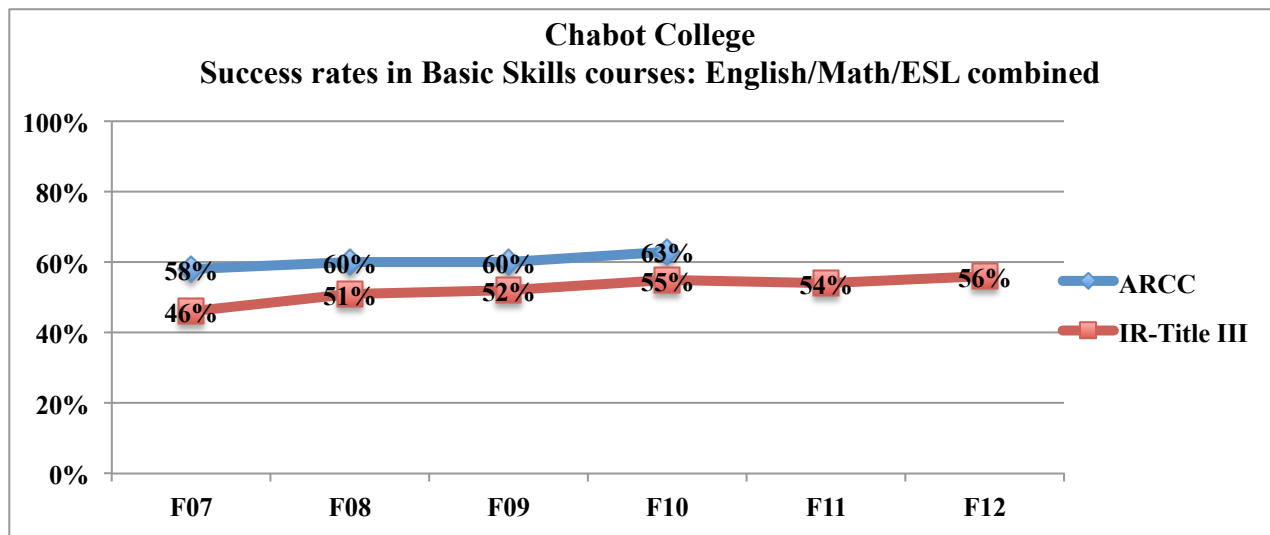
Chabot College

Progress in Basic Skills: Fall 2013

The Latest from IR Basic Skills Data, Title III Evaluation Data, and ARCC

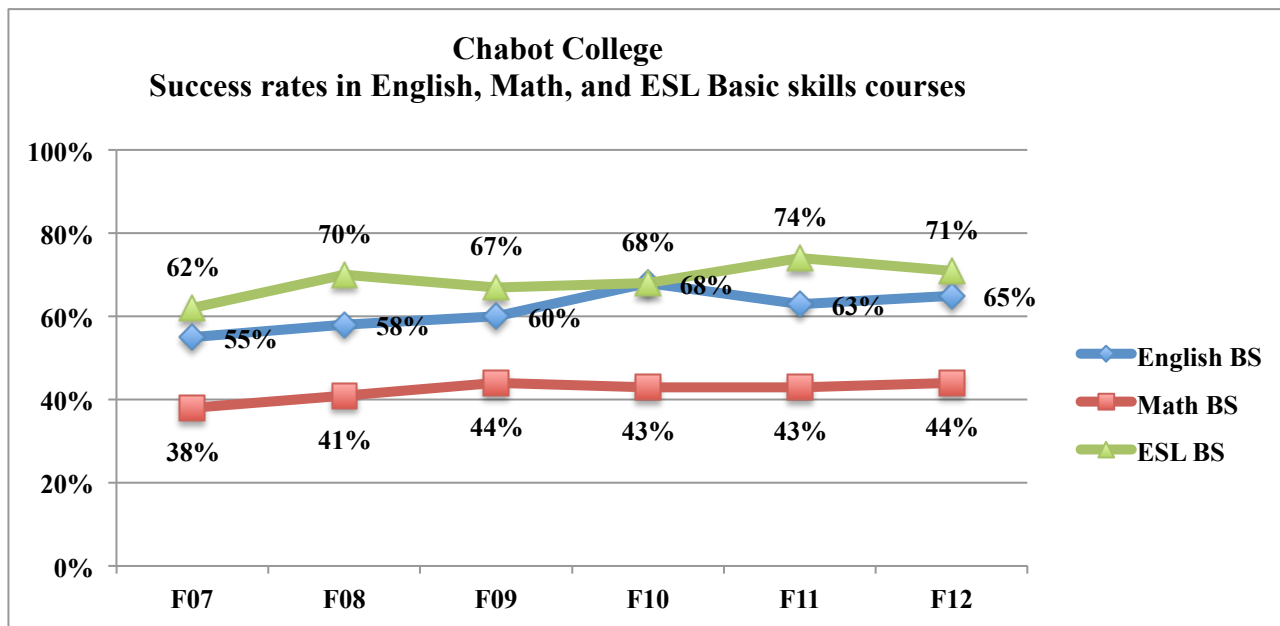
Success rates in Basic Skills courses: overall English/Math/ESL combined

Subject	F07	F08	F09	F10	F11	F12	Change	Source
Eng/Math/ESL BS	58%	60%	60%	63%				ARCC
Eng/Math/ESL BS	46%	51%	52%	55%	54%	56%	10%	IR-Title III



Success rates in Basic Skills courses: by discipline

Subject	F07	F08	F09	F10	F11	F12	Change	Source
English BS	55%	58%	60%	68%	63%	65%	10%	IR data
Math BS	38%	41%	44%	43%	43%	44%	6%	IR data
ESL BS	62%	70%	67%	68%	74%	71%	9%	IR data



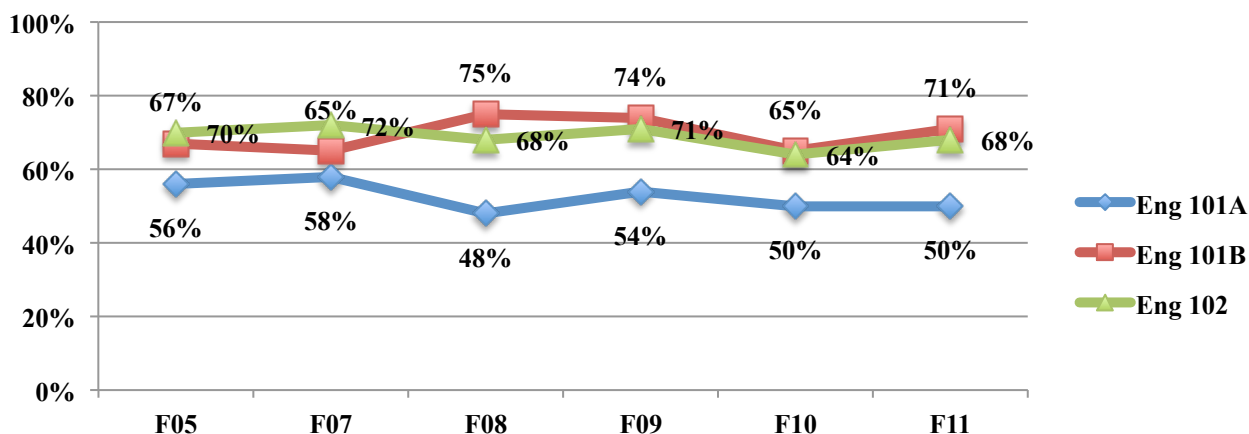
Chabot College Progress in Basic Skills: Fall 2013

Persistence from Basic Skills courses: English

Of those who succeeded in this course, percent who succeeded in next level within 2 years

Subject	F05	F07	F08	F09	F10	F11	Change	Source
Eng 101A	56%	58%	48%	54%	50%	50%	-6%	IR-Title III
Eng 101B	67%	65%	75%	74%	65%	71%	4%	IR-Title III
Eng 102	70%	72%	68%	71%	64%	68%	-2%	IR-Title III

Chabot College
Pct persisting and succeeding in next English course in 2 yrs

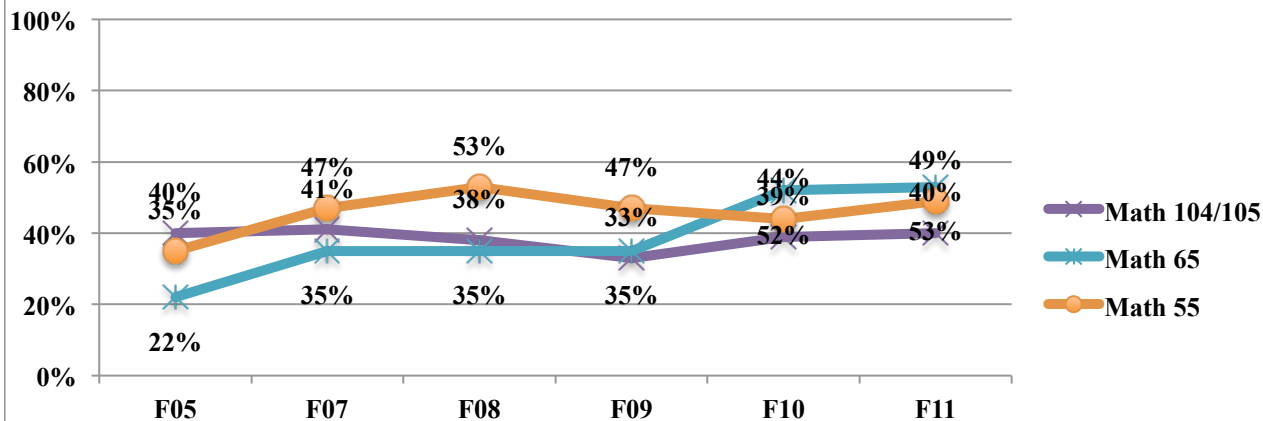


Persistence from Basic Skills courses: Math

Of those who succeeded in this course, percent who succeeded in next level within 2 years

Subject	F05	F07	F08	F09	F10	F11	Change	Source
Math 104/105	40%	41%	38%	33%	39%	40%	0%	IR-Title III
Math 65	22%	35%	35%	35%	52%	53%	31%	IR-Title III
Math 55	35%	47%	53%	47%	44%	49%	14%	IR-Title III

Chabot College
Pct persisting and succeeding in next Math course in 2 years



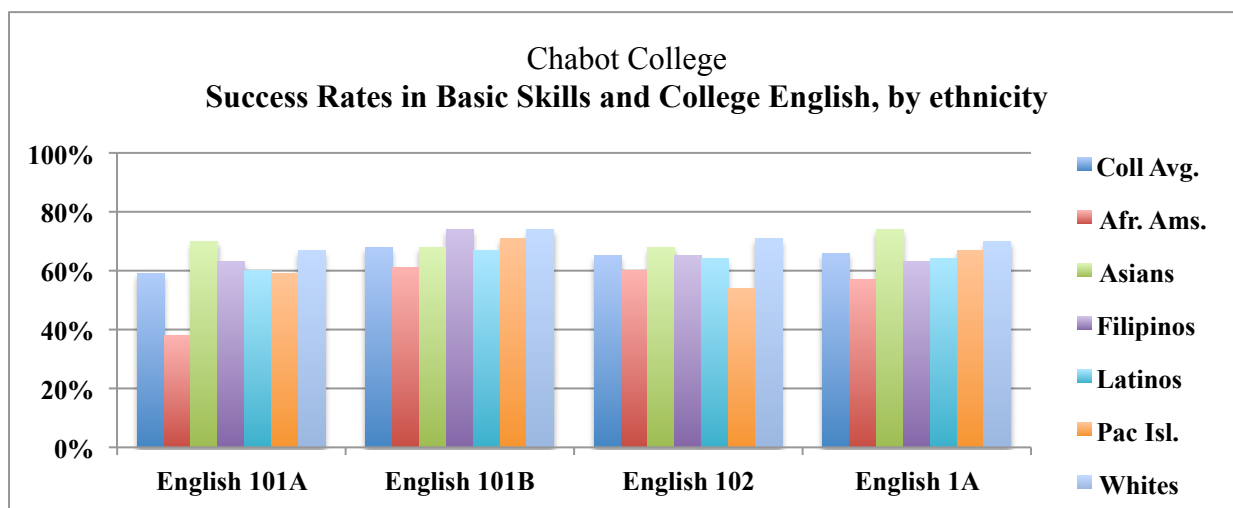
Chabot College Progress in Basic Skills: Fall 2013

Equity: Success rates in Basic Skills courses: by ethnicity

Success Rates in Basic Skills and College-Level English Courses: Fall 2010-Sp 2012							
	Coll Avg.	Afr. Ams.	Asians	Filipinos	Latinos	Pac Isl.	Whites
English 101A	59%	38%	70%	63%	60%	59%	67%
English 101B	68%	61%	68%	74%	67%	71%	74%
English 102	65%	60%	68%	65%	64%	54%	71%
English 1A	66%	57%	74%	63%	64%	67%	70%

Source

IR data
IR data
IR data
IR data



Equity: Persistence from Basic Skills courses: English

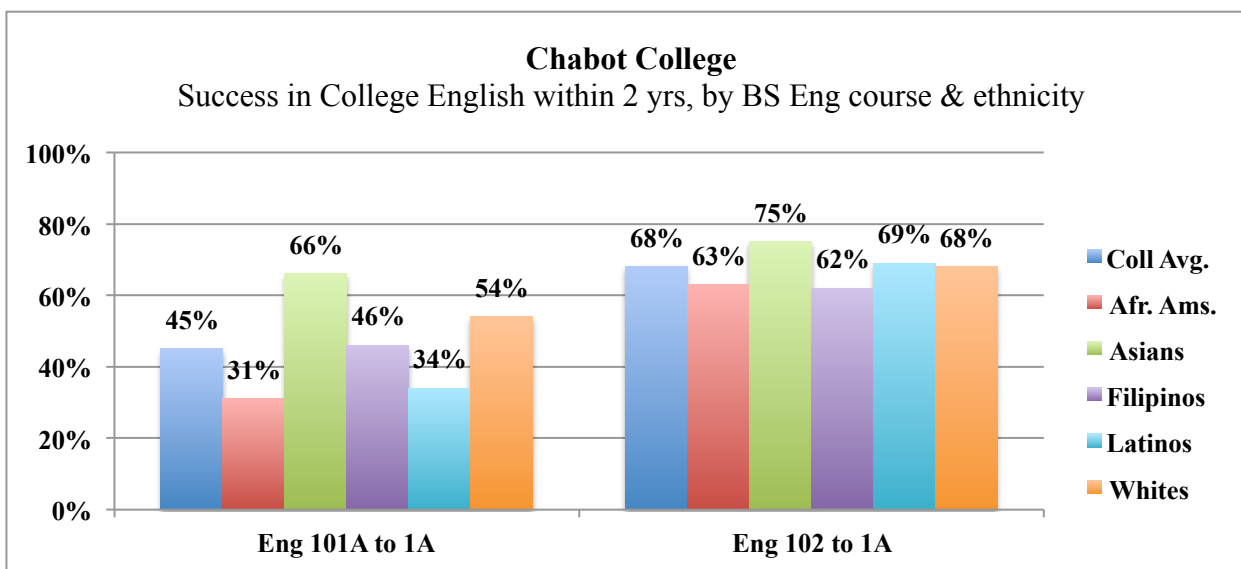
Success/persistence rates* from Basic Skills to Coll-Lev English courses within 2 years: F11 to Sum13

	Coll Avg.	Afr. Ams.	Asians	Filipinos	Latinos	Whites
Eng 101A to 1A	45%	31%	66%	46%	34%	54%
Eng 102 to 1A	68%	63%	75%	62%	69%	68%

Source

IR data
IR data

*of those who succeeded in the basic skills course, what percent succeeded in next level of Eng



Chabot College

Progress in Basic Skills: Fall 2013

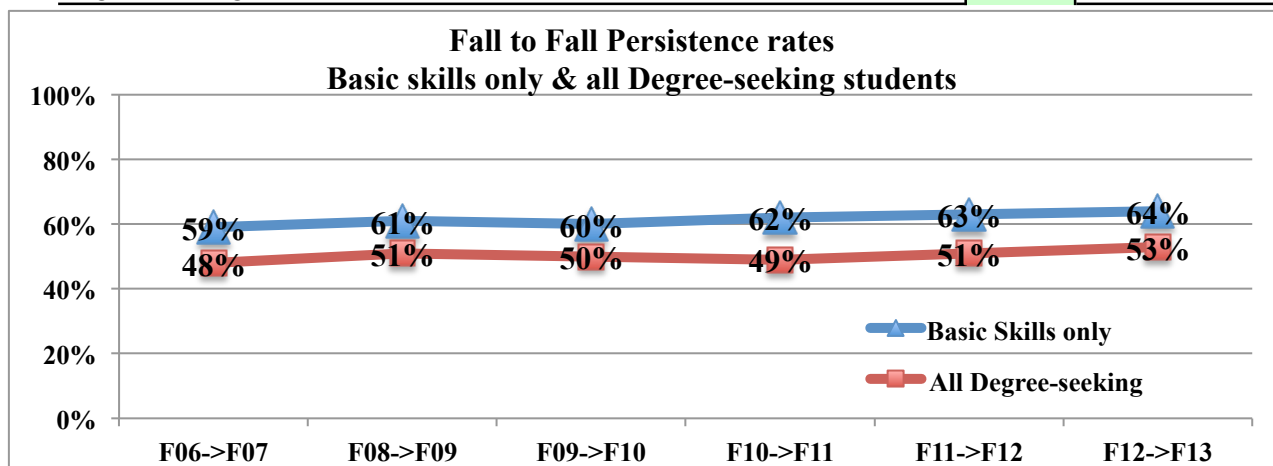
Fall-to-Fall Persistence of Basic Skills students and Degree-seeking students

The percentage of those enrolled in one Fall who enrolled in any course the following fall.

Basic Skills: any student in an English/Math/ESL course

Degree-seeking: any student with an educational goal of transfer or degree

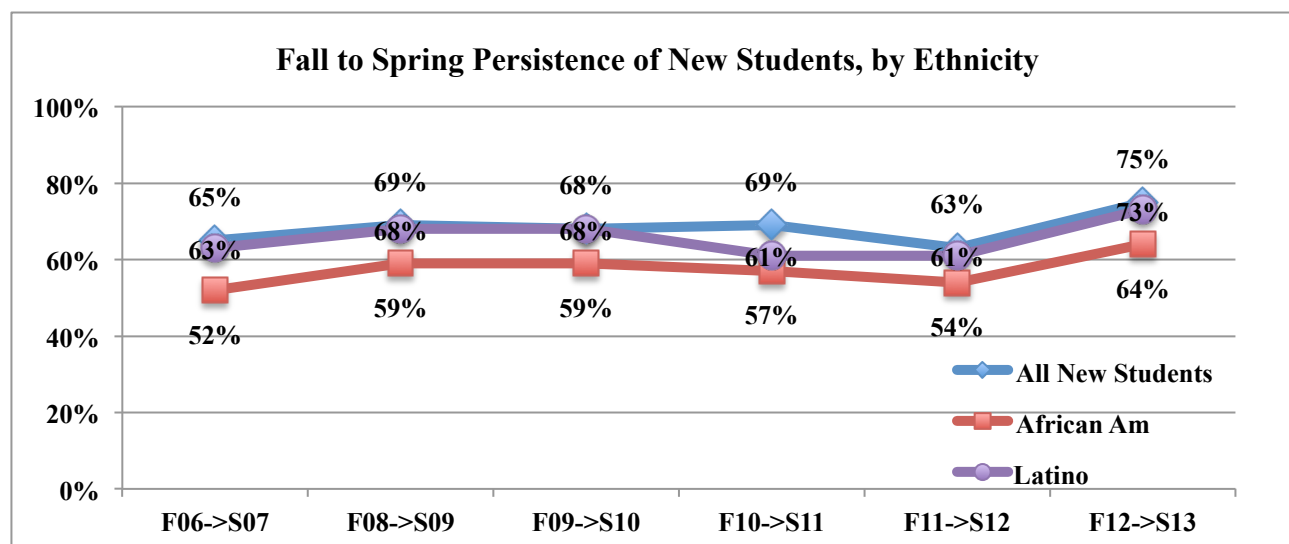
	F06->F07	F08->F09	F09->F10	F10->F11	F11->F12	F12->F13	Change	Source
Basic Skills only	59%	61%	60%	62%	63%	64%	5%	IR-Title III
All Degree-seeking	48%	51%	50%	49%	51%	53%	5%	IR-Title III



Fall to Spring Persistence of New Students

The percentage of those enrolled in one Fall who enrolled in any course the following Spring

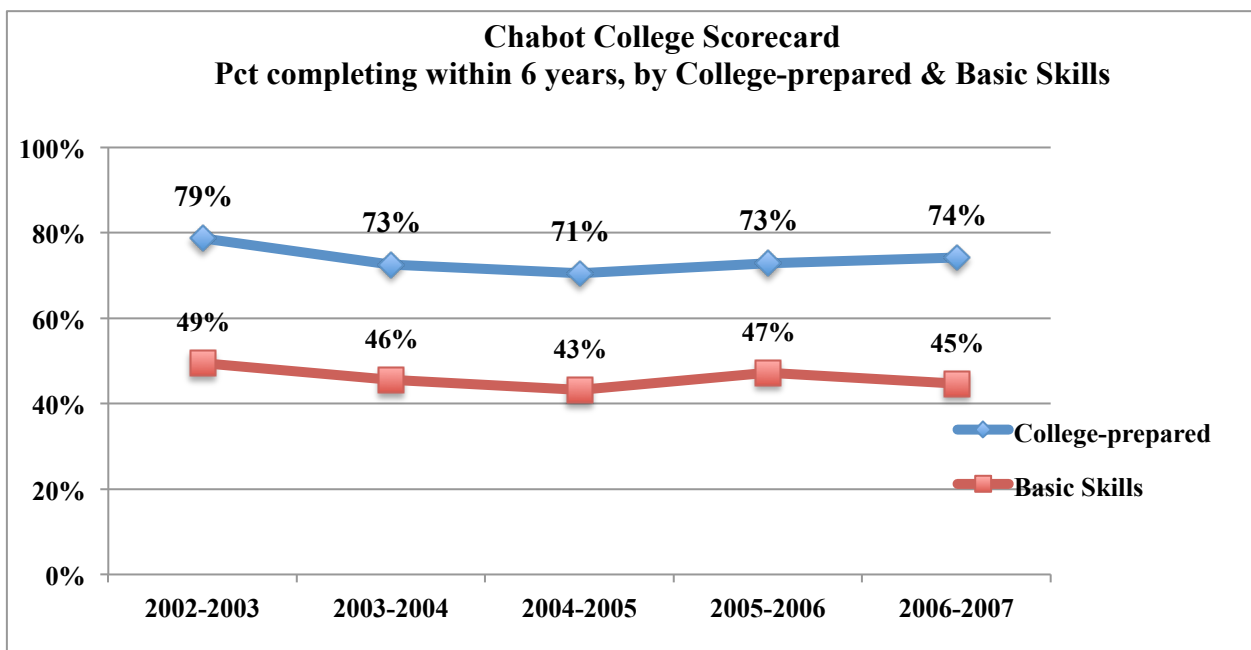
	F06->S07	F08->S09	F09->S10	F10->S11	F11->S12	F12->S13	Change	Source
All New Students	65%	69%	68%	69%	63%	75%	10%	IR Dataset
<i>African Am</i>	52%	59%	59%	57%	54%	64%	12%	IR Dataset
<i>Asian</i>	75%	78%	79%	82%	79%	86%	11%	IR Dataset
<i>Latino</i>	63%	68%	68%	61%	61%	73%	10%	IR Dataset
<i>White</i>	65%	70%	67%	65%	65%	76%	11%	IR Dataset



Chabot College Progress in Basic Skills: Fall 2013

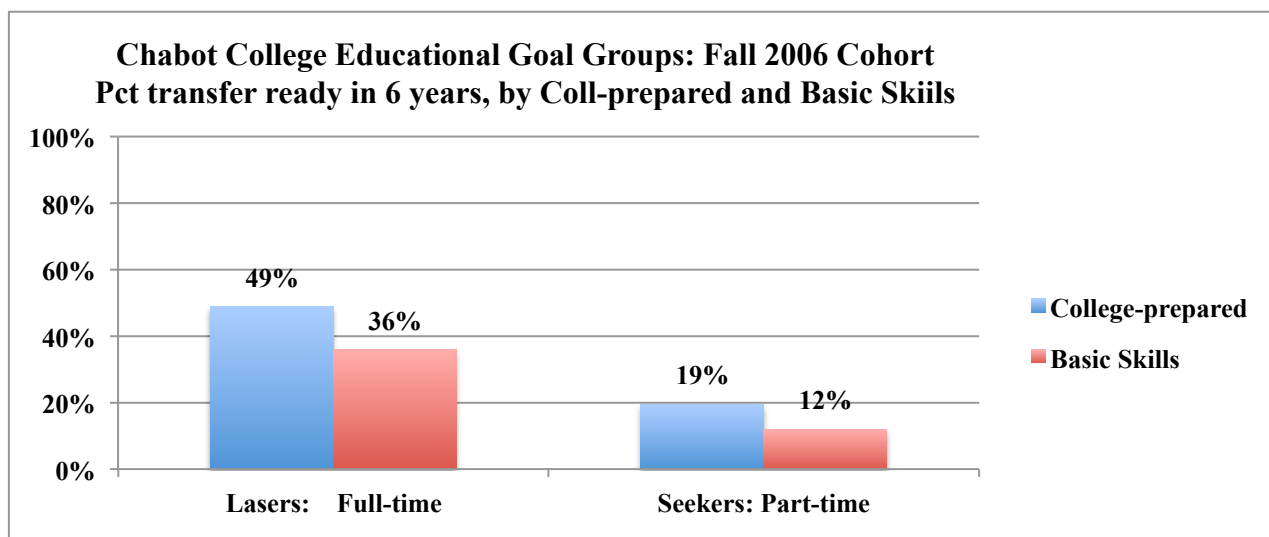
Scorecard cohorts: Percentage completing (transfer or degree) within 6 years

	Scorecard Cohorts				
	2002-2003	2003-2004	2004-2005	2005-2006	2006-2007
College-prepared	79%	73%	71%	73%	74%
Basic Skills	49%	46%	43%	47%	45%



Educational Goal Groups Fall 2006 cohort: Percentage transfer ready within 6 years

	Fall 2006 Cohort	
	Lasers: Full-time	Seekers: Part-time
College-prepared	49%	19%
Basic Skills	36%	12%

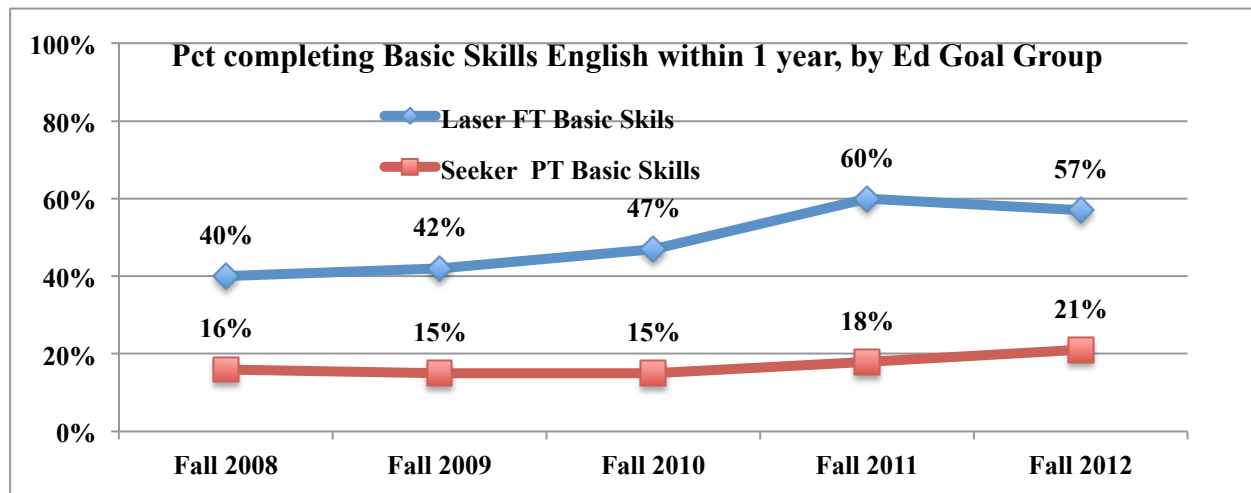


Chabot College

Progress in Basic Skills: Fall 2013

Student Educational Goal cohorts: Percentage completing Basic Skills English within 1 year

	Student Educational Goal Group Cohorts				
	Fall 2008	Fall 2009	Fall 2010	Fall 2011	Fall 2012
Laser FT Basic Skills	40%	42%	47%	60%	57%
Seeker PT Basic Skills	16%	15%	15%	18%	21%



Student Educational Goal cohorts: Percentage completing College English within 1 year

	Student Educational Goal Group Cohorts				
	Fall 2008	Fall 2009	Fall 2010	Fall 2011	Fall 2012
Laser FT College	73%	66%	62%	60%	63%
Laser FT Basic Skills	17%	22%	18%	26%	29%
Seeker PT College	38%	34%	26%	31%	31%

