

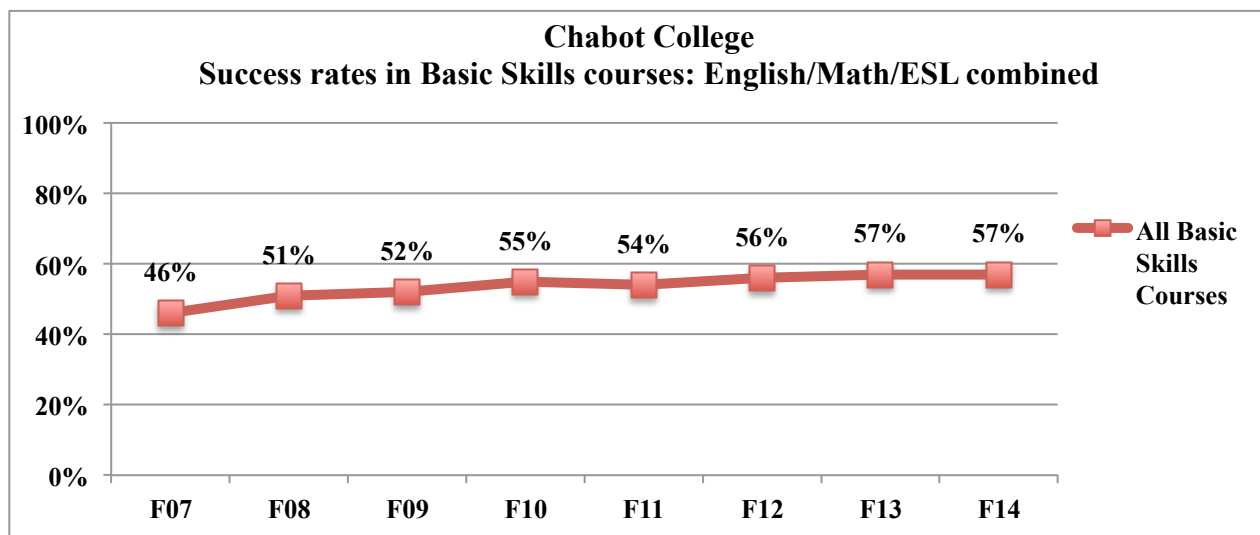
Chabot College

Progress in Basic Skills: Fall 2014

The Latest Institutional Research Basic Skills Overall Data

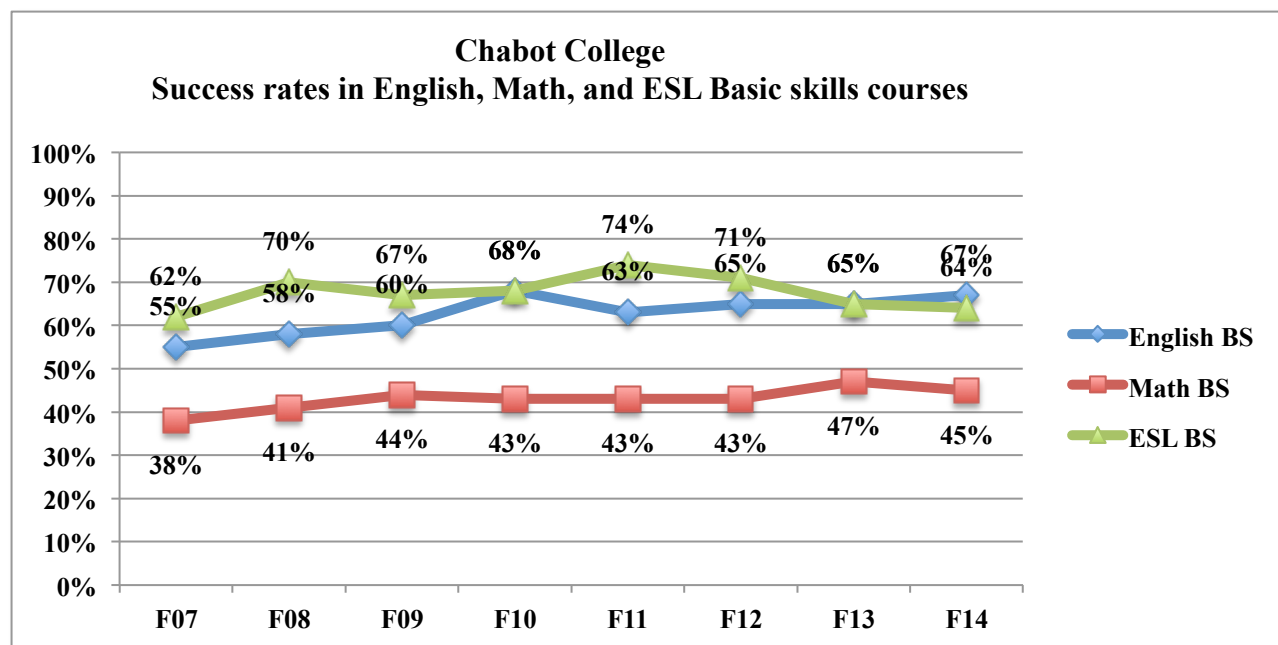
Success rates in Basic Skills courses: overall English/Math/ESL combined

Subject	F07	F08	F09	F10	F11	F12	F13	F14
All Basic Skills Courses	46%	51%	52%	55%	54%	56%	57%	57%



Success rates in Basic Skills courses: by discipline

Subject	F07	F08	F09	F10	F11	F12	F13	F14
English BS	55%	58%	60%	68%	63%	65%	65%	67%
Math BS	38%	41%	44%	43%	43%	43%	47%	45%
ESL BS	62%	70%	67%	68%	74%	71%	65%	64%



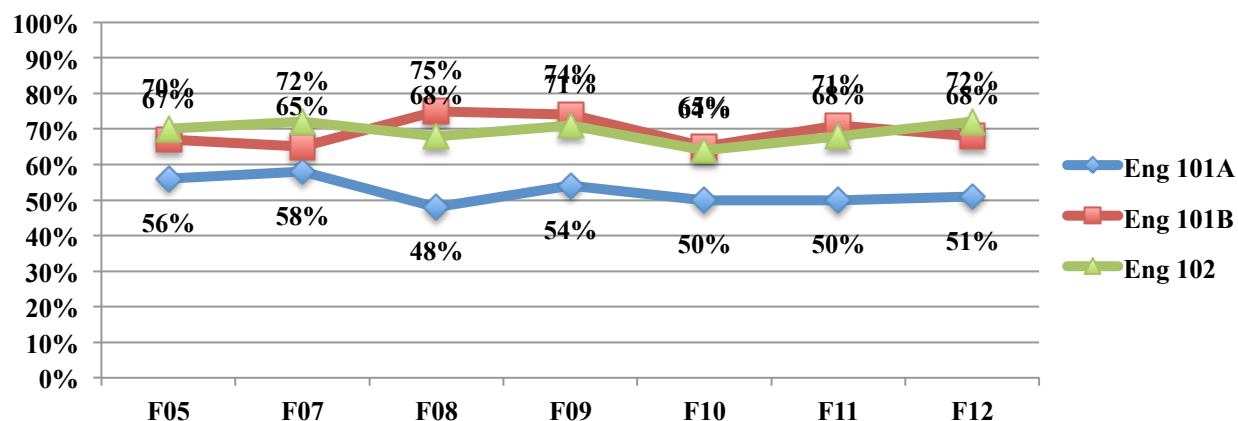
Chabot College

Progress in Basic Skills: Fall 2014

Persistence from Basic Skills courses: English

Of those who succeeded in this course, percent who succeeded in next level within 2 years							
Subject	F05	F07	F08	F09	F10	F11	F12
Eng 101A	56%	58%	48%	54%	50%	50%	51%
Eng 101B	67%	65%	75%	74%	65%	71%	68%
Eng 102	70%	72%	68%	71%	64%	68%	72%

Chabot College
Pct persisting and succeeding in next English course in 2 yrs



Persistence from Basic Skills courses: Math

Of those who succeeded in this course, percent who succeeded in next level within 2 years							
Subject	F05	F07	F08	F09	F10	F11	F12
Math 104/105	40%	41%	38%	33%	39%	40%	34%
Math 65	22%	35%	35%	35%	52%	53%	52%
Math 55	35%	47%	53%	47%	44%	49%	53%

Chabot College
Pct persisting and succeeding in next Math course in 2 years

