



Creating Meaningful Educational Goal Groups

Carolyn Arnold, Ph.D.

Coordinator, Office of Institutional Research
Planning, Review, and Budget Council (PRBC)

Chabot College



Chabot Strategic Plan Goal

- Increase the number of students who achieve their educational goal in a reasonable time (outcomes)
 - This is what research aims to measure
- ...by clarifying pathways and providing more information and support (methods)
 - This is what college initiatives aim to do



Major Research Questions

- Can we group students based on current educational goals even though that variable is not perfect?
- How can we determine what is a reasonable time for students with different educational goals and different timetables?



Creating educational goal groups for new students

Want to

- Monitor progress of new student cohorts with different educational goals
- Determine reasonable time to completion for each group
- Target support services needed by each group



Bahr' s Segmentation Study

- Grouped CCC students statewide
 - Based on what they ***did***, not what they ***said***
- *Groups based on:*
 - course taking patterns, including CTE
 - Attendance patterns
 - completion of transfer, degrees and certificates
- ID'd 4 groups related to transfer/degrees/certs
- Surprise finding - Skills-builder group 30%
 - Took 1 course at a time, occasionally
 - Obtained skills, not awards



Duplicating Bahr's Study

- Must be done retroactively
- No way to identify students who will be in each group at the beginning of their college career
- Thus, cannot monitor progress or target services along the way
- Wanted to group students in meaningful ways at beginning of their college career.....




Creating educational goal groups for new students

Tried creating groups based on

- Self-reported intent (educational goal)
- Where they start (assessment in English)
- How long they may take (FT/PT)


- Will these variables differentiate students?



Creating ed goal groups: educational goal

Used educational goal, however imperfect

- Transfer and/or Degree (they both need GE)
 - If full-time = **Lasers**
 - If part-time = **Seekers**
- Undecided = **Explorers**
- Certificate or job training (not GE) = **Career Builders**



Creating ed goal groups: assessment level in English

Where they are starting

(for Lasers and Seekers – have Transfer/degree goals)

- Starting in College level English
- Starting in Basic Skills English
- Not Assessed (so starting in Basic Skills)



Creating ed goal groups: FT/PT attendance level

Dedication to goal and how long they may take

- Transfer and/or Degree (need GE)
 - **Lasers** = full-time
 - **Seekers** = part-time 6-11 units
- Undecided **Explorers** - 6 or more units
- **Career Builders** (not GE)
 - Full-time
 - Part-time 6-11 units
- **Skills Builders**
 - Under 6 units (1 course) and **NOT** trans/deg goal



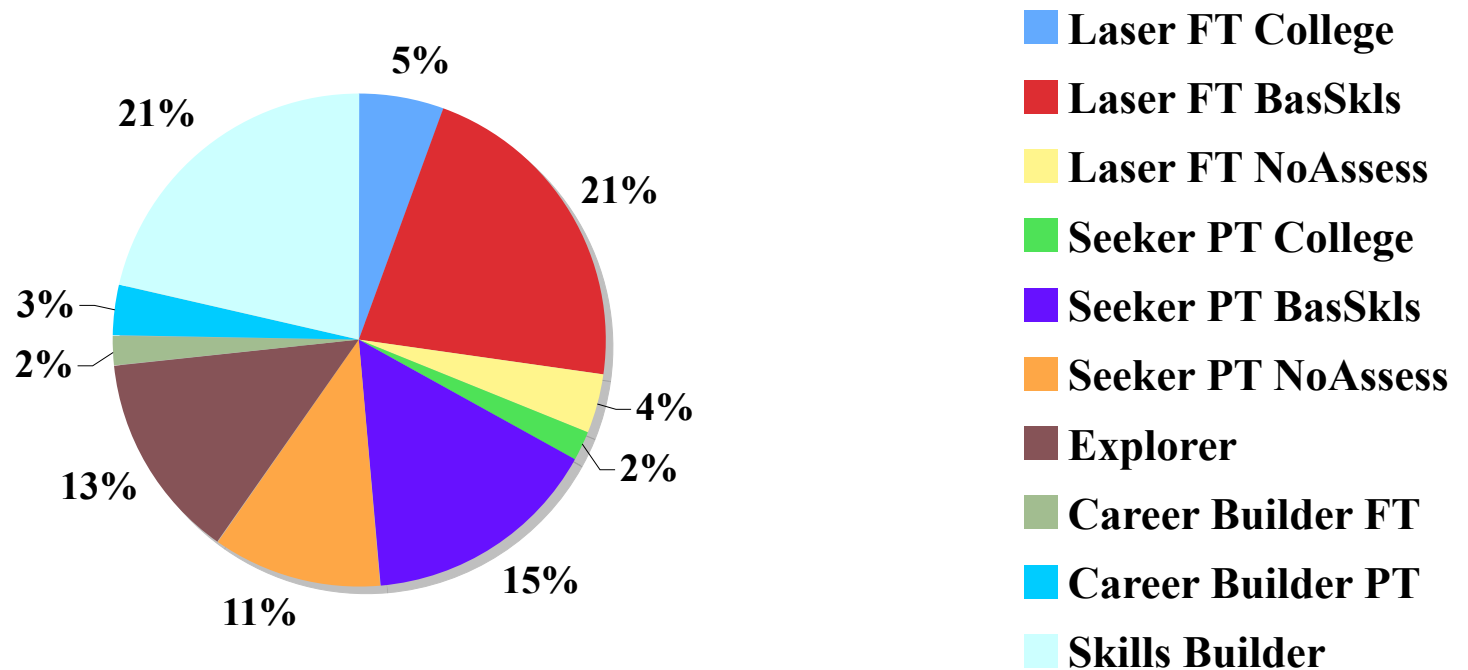
10 student ed goal groups

account for 96% of new students

- Laser (FT) College
- Laser (FT) Basic Skills
- Laser (FT) Not Assessed
- Seeker (PT) College
- Seeker (PT) Basic Skills
- Seeker (PT) Not Assessed
- Explorer
- Career-builder FT
- Career-builder PT
- Skills-builder

New Students 2008 (n=2,900) By Educational Goal Group

**Chabot College New Students 2008
Percentage in each Educational Goal Group**






Student ed goal groups

- Note smallest transfer/degree goal groups:
 - Traditional College-prepared – may need least help
 - Laser (FT) College (5%)
 - Seeker (PT) College (2%)
- Note largest transfer/degree goal groups:
 - Basic Skills and Explorers, may need most help
 - Laser (FT) Basic Skills (21%)
 - Seeker (PT) Basic Skills (15%)
 - Seeker (PT) Not Assessed (11%)
 - Explorer (13%)
- Note size of Skills-builder group:
 - Skills-builder (21%) – just here for individual courses



Student ed goal groups

- How do we know that these groups represent distinct groups of students?
- How do we know what is the 'reasonable time' it will take each group to achieve their educational goal?

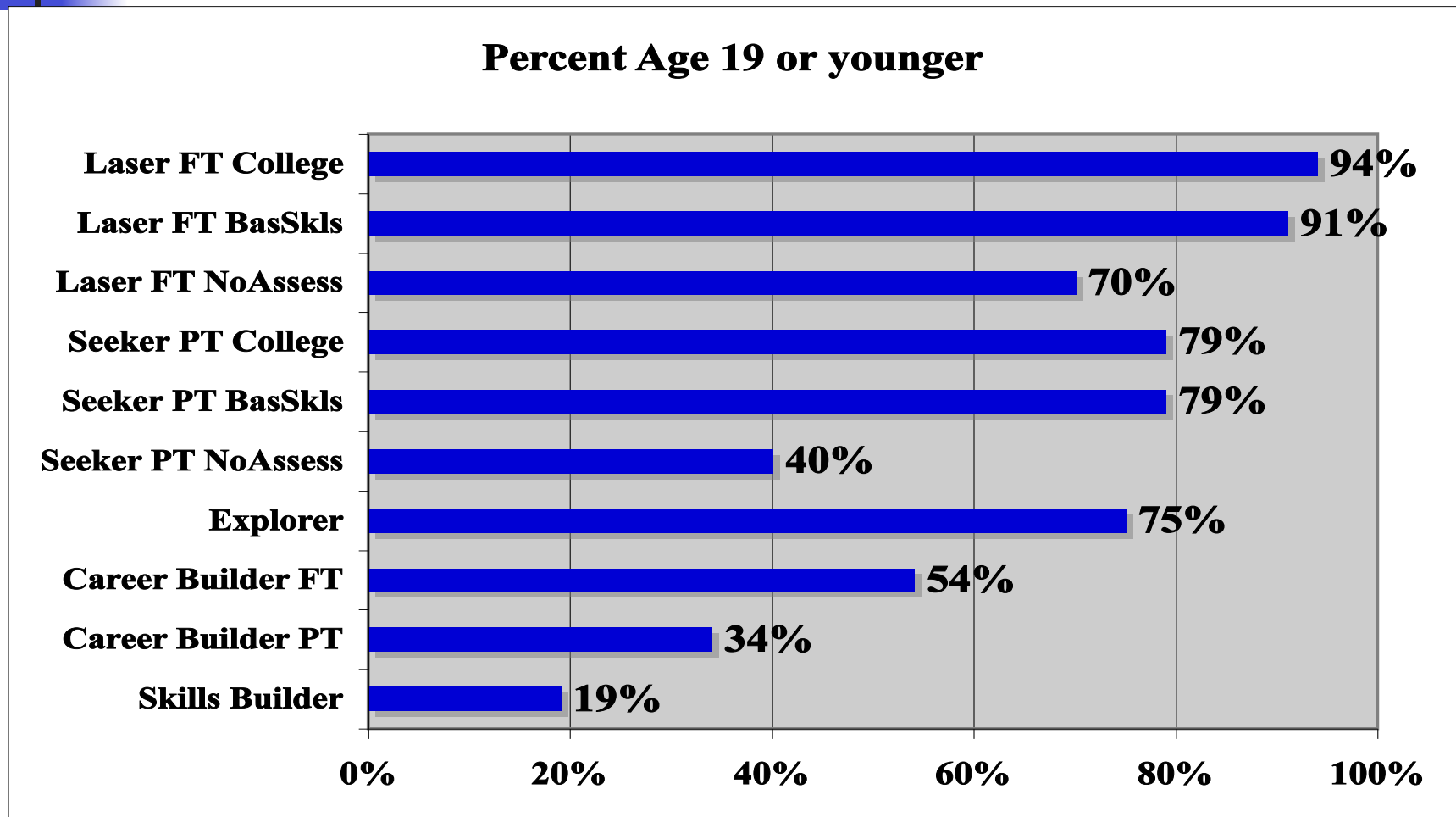


Student ed goal groups look and behave differently by

- **Age (example on next page)**
- Gender
- Race-ethnicity
- Day vs. evening
- Early Decision
- Financial Aid
- Pct assessed in Math
- Math assessment levels
- Types of major

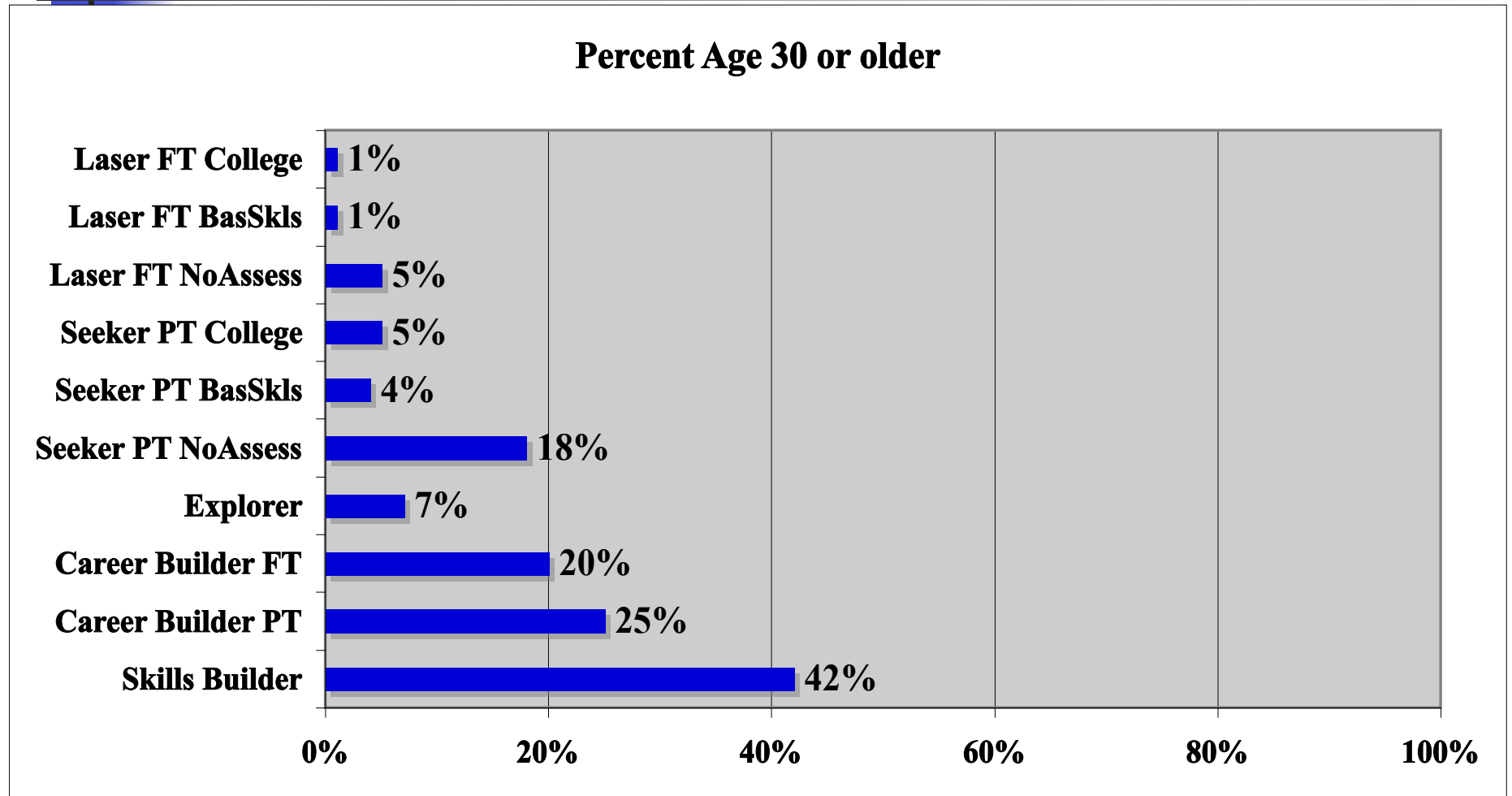
New Students 2008 (n=2,900)

Age by educational goal group



New Students 2008 (n=2,900)

Age by educational goal group

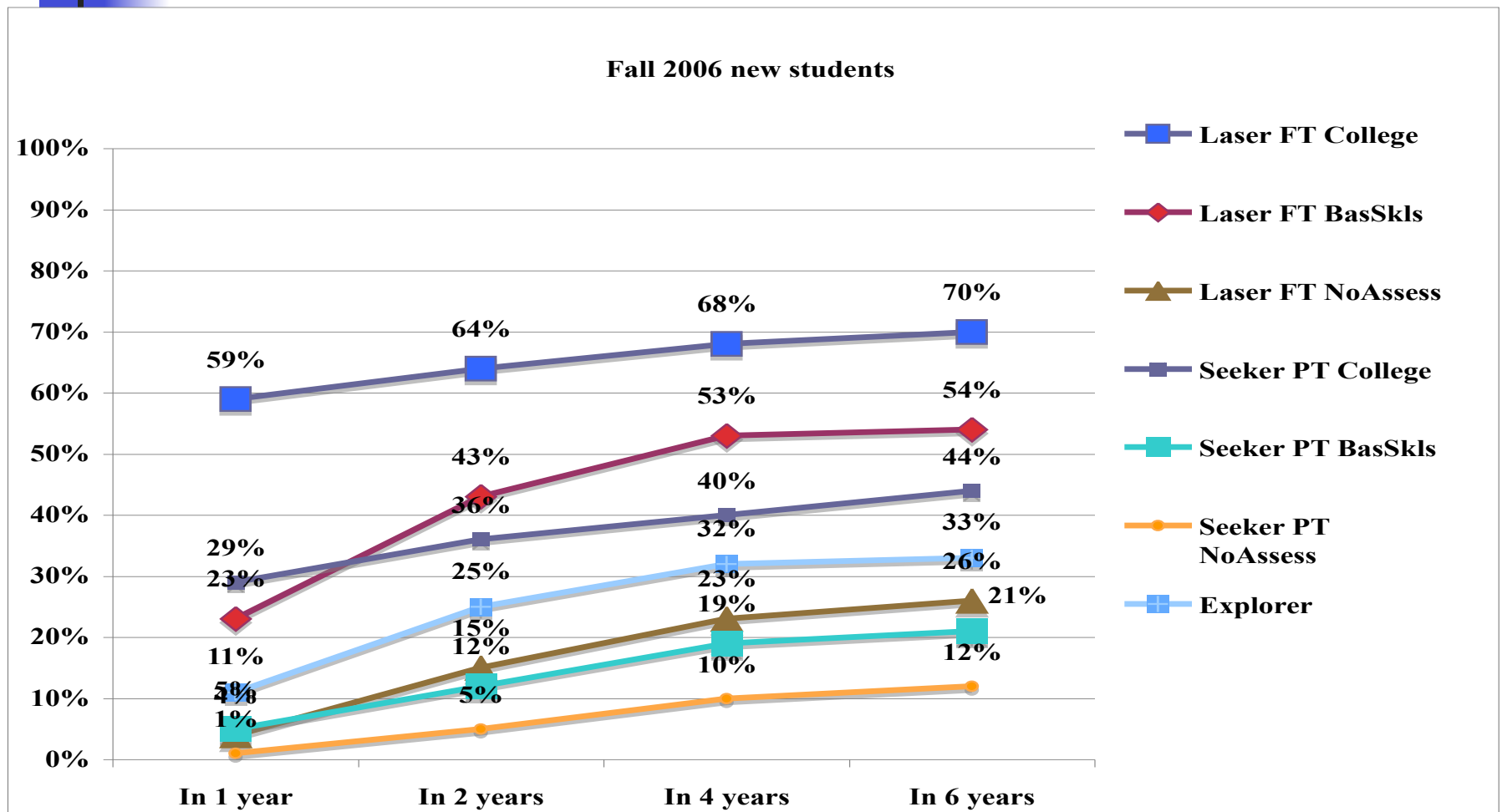




Student ed goal groups progress at different rates

- **Early Engagement**
 - Enrolled in basic skills
- **Momentum**
 - Completed basic skills
 - Persistence
- **Progress**
 - **Completed College Math or English (next page)**
 - Earned Transferable units
 - Earned CTE units
- **Completion**
 - Earned certificates or degrees
 - Transfer ready / transferred
 - Employed

Completion of College English by educational goal group by years





Student ed goal groups allow us to:

- Monitor progress of distinct student groups to see if more are achieving their educational goals compared to previous cohorts of these groups
- Determine reasonable time to completion for each group based on past cohorts
- Target support services needed by each group