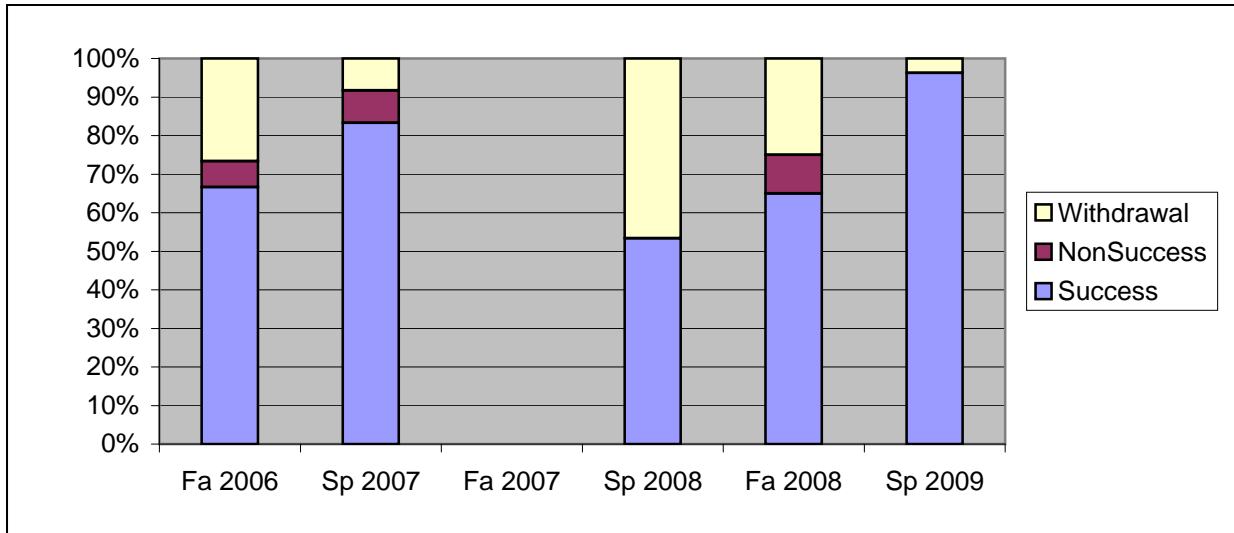
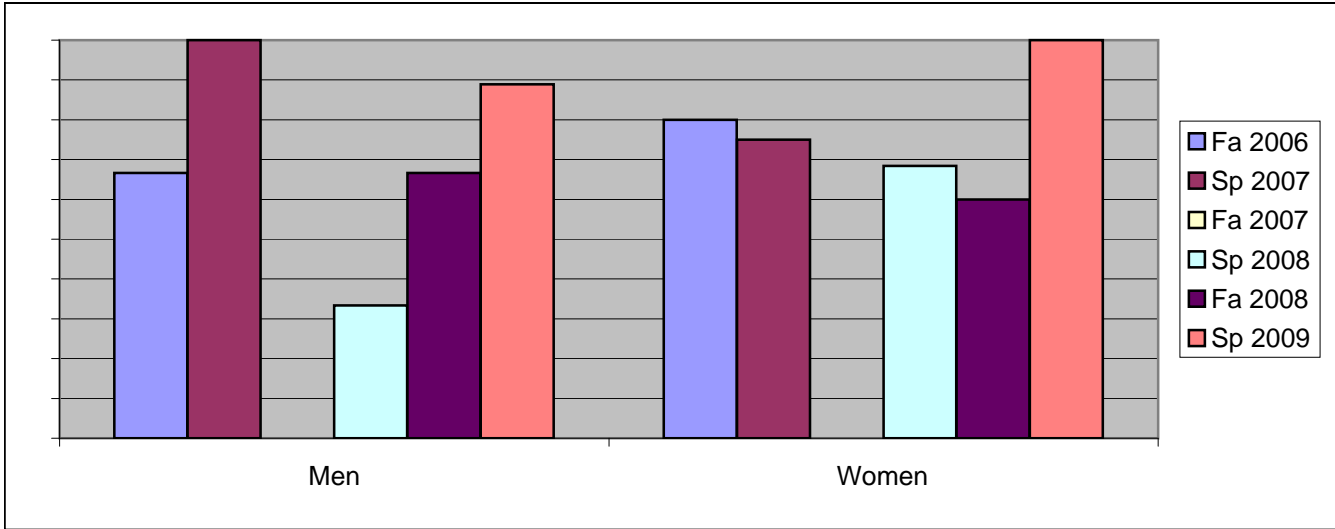


Chabot
 Success, Non-Success, and Withdrawal Rates By Semester
 Course: PSCN 21



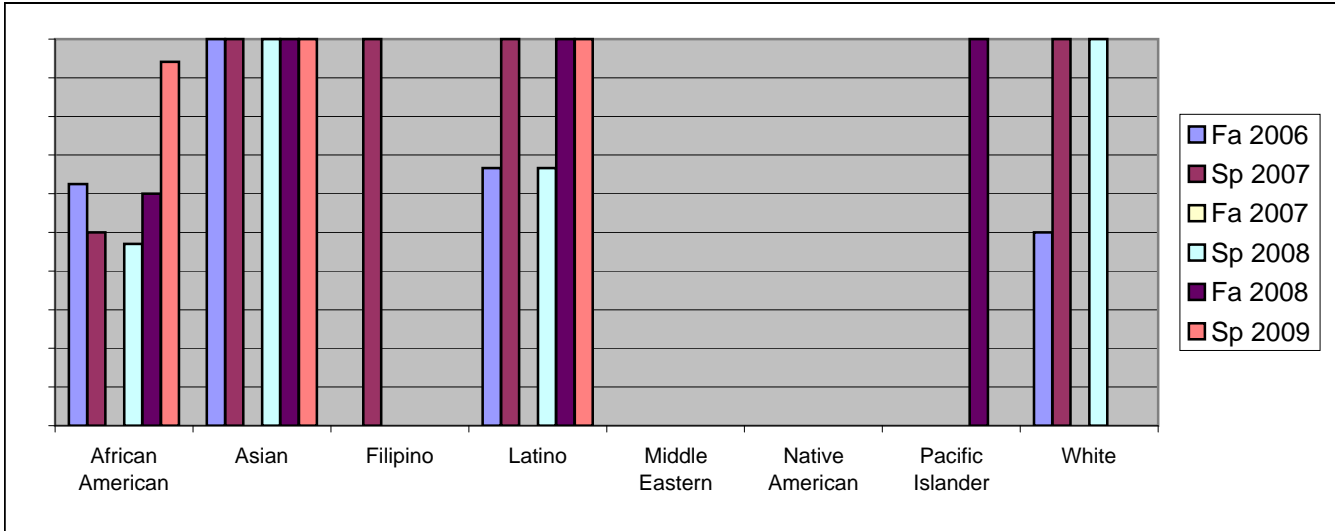
	Fa 2006	Sp 2007	Fa 2007	Sp 2008	Fa 2008	Sp 2009
Success	67%	83%	0%	53%	65%	96%
Non-Success	7%	8%	0%	0%	10%	0%
Withdrawal	27%	8%	0%	47%	25%	4%
Total Percent	100%	100%	0%	100%	100%	100%
Total Enrolled	15	12	0	30	20	27

Chabot
Success Rates By Gender and Semester
Course: PSCN 21



	Fa 2006	Sp 2007	Fa 2007	Sp 2008	Fa 2008	Sp 2009
Men						
Success	67%	100%	0%	33%	67%	89%
Non-Success	0%	0%	0%	0%	11%	0%
Withdrawal	33%	0%	0%	67%	22%	11%
Total Percent	100%	100%	0%	100%	100%	100%
Total Enrolled	3	4	0	9	9	9
Women						
Success	80%	75%	0%	68%	60%	100%
Non-Success	10%	13%	0%	0%	10%	0%
Withdrawal	10%	13%	0%	32%	30%	0%
Total Percent	100%	100%	0%	100%	100%	100%
Total Enrolled	10	8	0	19	10	17

Chabot
Success Rates By Ethnicity and Semester
Course: PSCN 21



	Fa 2006	Sp 2007	Fa 2007	Sp 2008	Fa 2008	Sp 2009
African American						
Success	63%	50%	0%	47%	60%	94%
Non-Success	0%	25%	0%	0%	13%	0%
Withdrawal	38%	25%	0%	53%	27%	6%
Total Percent	100%	100%	0%	100%	100%	100%
Total Enrolled	8	4	0	17	15	17
Asian						
Success	100%	100%	0%	100%	100%	100%
Non-Success	0%	0%	0%	0%	0%	0%
Withdrawal	0%	0%	0%	0%	0%	0%
Total Percent	100%	100%	0%	100%	100%	100%
Total Enrolled	1	2	0	1	1	4
Filipino						
Success	0%	100%	0%	0%	0%	0%
Non-Success	0%	0%	0%	0%	0%	0%
Withdrawal	0%	0%	0%	0%	100%	0%
Total Percent	0%	100%	0%	0%	100%	0%
Total Enrolled	0	1	0	0	1	0
Latino						
Success	67%	100%	0%	67%	100%	100%
Non-Success	33%	0%	0%	0%	0%	0%
Withdrawal	0%	0%	0%	33%	0%	0%
Total Percent	100%	100%	0%	100%	100%	100%
Total Enrolled	3	3	0	6	2	3
Middle Eastern						
Success	0%	0%	0%	0%	0%	0%
Non-Success	0%	0%	0%	0%	0%	0%
Withdrawal	0%	0%	0%	0%	0%	0%
Total Percent	0%	0%	0%	0%	0%	0%
Total Enrolled	0	0	0	0	0	0
Native American						
Success	0%	0%	0%	0%	0%	0%
Non-Success	0%	0%	0%	0%	0%	0%
Withdrawal	0%	0%	0%	100%	0%	0%

Total Percent	0%	0%	0%	100%	0%	0%
Total Enrolled	0	0	0	1	0	0
Pacific Islander						
Success	0%	0%	0%	0%	100%	0%
Non-Success	0%	0%	0%	0%	0%	0%
Withdrawal	0%	0%	0%	0%	0%	0%
Total Percent	0%	0%	0%	0%	100%	0%
Total Enrolled	0	0	0	0	1	0
White						
Success	50%	100%	0%	100%	0%	0%
Non-Success	0%	0%	0%	0%	0%	0%
Withdrawal	50%	0%	0%	0%	0%	0%
Total Percent	100%	100%	0%	100%	0%	0%
Total Enrolled	2	1	0	2	0	0