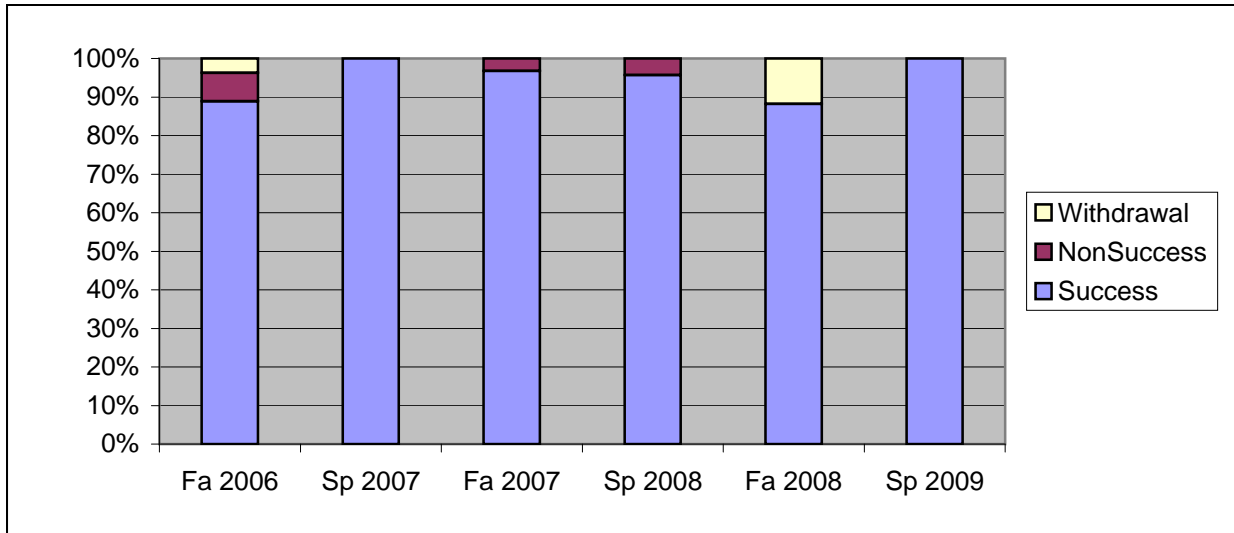
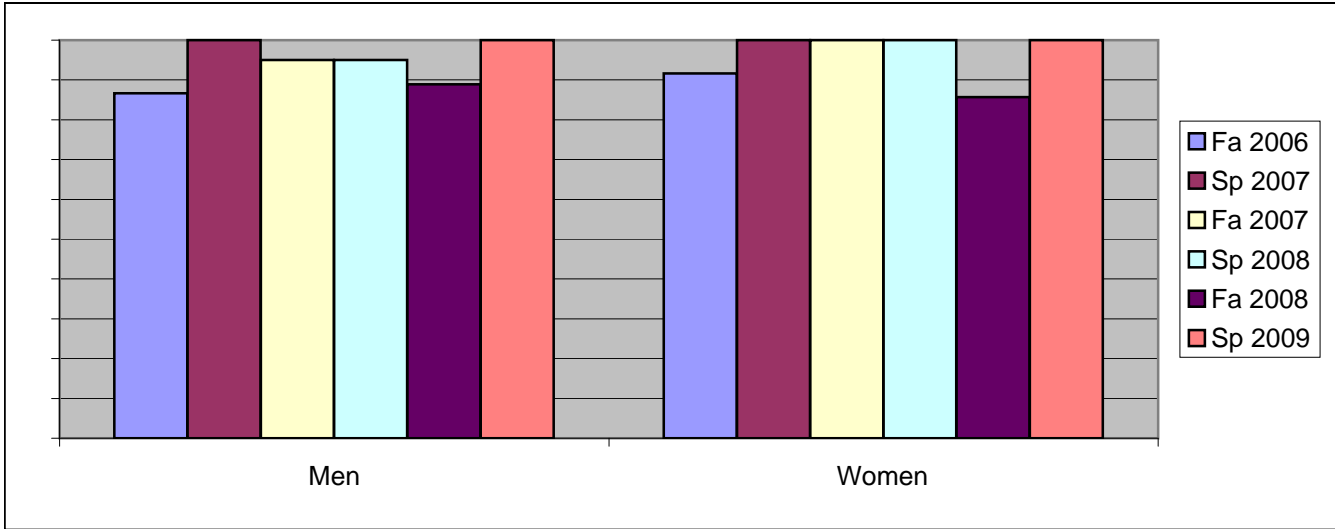


Chabot
 Success, Non-Success, and Withdrawal Rates By Semester
 Course: HLTH 85



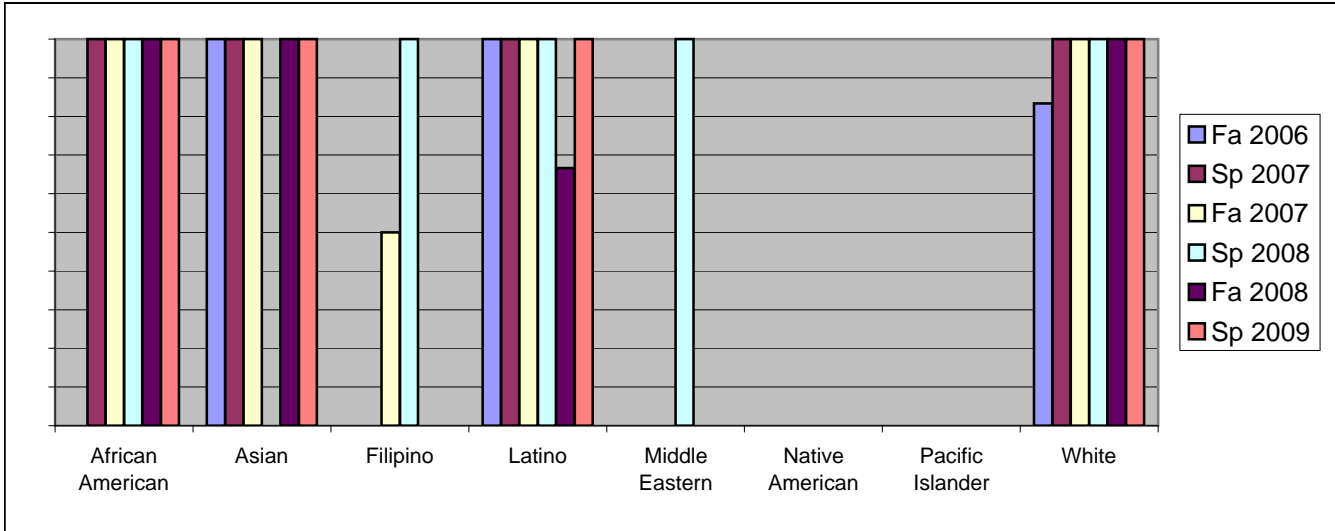
	Fa 2006	Sp 2007	Fa 2007	Sp 2008	Fa 2008	Sp 2009
Success	89%	100%	97%	96%	88%	100%
Non-Success	7%	0%	3%	4%	0%	0%
Withdrawal	4%	0%	0%	0%	12%	0%
Total Percent	100%	100%	100%	100%	100%	100%
Total Enrolled	27	21	31	23	17	22

Chabot
Success Rates By Gender and Semester
Course: HLTH 85



	Fa 2006	Sp 2007	Fa 2007	Sp 2008	Fa 2008	Sp 2009
Men						
Success	87%	100%	95%	95%	89%	100%
Non-Success	7%	0%	5%	5%	0%	0%
Withdrawal	7%	0%	0%	0%	11%	0%
Total Percent	100%	100%	100%	100%	100%	100%
Total Enrolled	15	17	20	20	9	14
Women						
Success	92%	100%	100%	100%	86%	100%
Non-Success	8%	0%	0%	0%	0%	0%
Withdrawal	0%	0%	0%	0%	14%	0%
Total Percent	100%	100%	100%	100%	100%	100%
Total Enrolled	12	4	9	3	7	6

Chabot
Success Rates By Ethnicity and Semester
Course: HLTH 85



	Fa 2006	Sp 2007	Fa 2007	Sp 2008	Fa 2008	Sp 2009
African American						
Success	0%	100%	100%	100%	100%	100%
Non-Success	100%	0%	0%	0%	0%	0%
Withdrawal	0%	0%	0%	0%	0%	0%
Total Percent	100%	100%	100%	100%	100%	100%
Total Enrolled	1	4	3	2	1	4
Asian						
Success	100%	100%	100%	0%	100%	100%
Non-Success	0%	0%	0%	0%	0%	0%
Withdrawal	0%	0%	0%	0%	0%	0%
Total Percent	100%	100%	100%	0%	100%	100%
Total Enrolled	2	3	4	0	1	3
Filipino						
Success	0%	0%	50%	100%	0%	0%
Non-Success	0%	0%	50%	0%	0%	0%
Withdrawal	0%	0%	0%	0%	0%	0%
Total Percent	0%	0%	100%	100%	0%	0%
Total Enrolled	0	0	2	1	0	0
Latino						
Success	100%	100%	100%	100%	67%	100%
Non-Success	0%	0%	0%	0%	0%	0%
Withdrawal	0%	0%	0%	0%	33%	0%
Total Percent	100%	100%	100%	100%	100%	100%
Total Enrolled	8	5	7	1	6	5
Middle Eastern						
Success	0%	0%	0%	100%	0%	0%
Non-Success	0%	0%	0%	0%	0%	0%
Withdrawal	0%	0%	0%	0%	0%	0%
Total Percent	0%	0%	0%	100%	0%	0%
Total Enrolled	0	0	0	1	0	0
Native American						
Success	0%	0%	0%	0%	0%	0%
Non-Success	0%	0%	0%	0%	0%	0%
Withdrawal	0%	0%	0%	0%	0%	0%

Total Percent	0%	0%	0%	0%	0%	0%
Total Enrolled	0	0	0	0	0	0
Pacific Islander						
Success	0%	0%	0%	0%	0%	0%
Non-Success	0%	0%	0%	0%	0%	0%
Withdrawal	0%	0%	0%	0%	0%	0%
Total Percent	0%	0%	0%	0%	0%	0%
Total Enrolled	0	0	0	0	0	0
White						
Success	83%	100%	100%	100%	100%	100%
Non-Success	8%	0%	0%	0%	0%	0%
Withdrawal	8%	0%	0%	0%	0%	0%
Total Percent	100%	100%	100%	100%	100%	100%
Total Enrolled	12	8	11	14	6	6