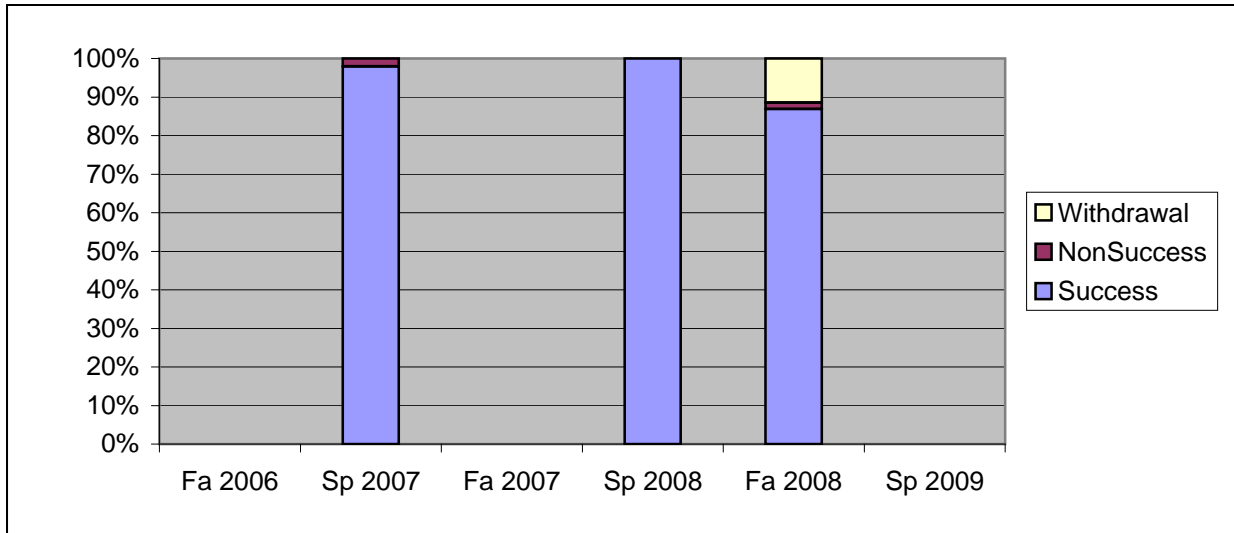
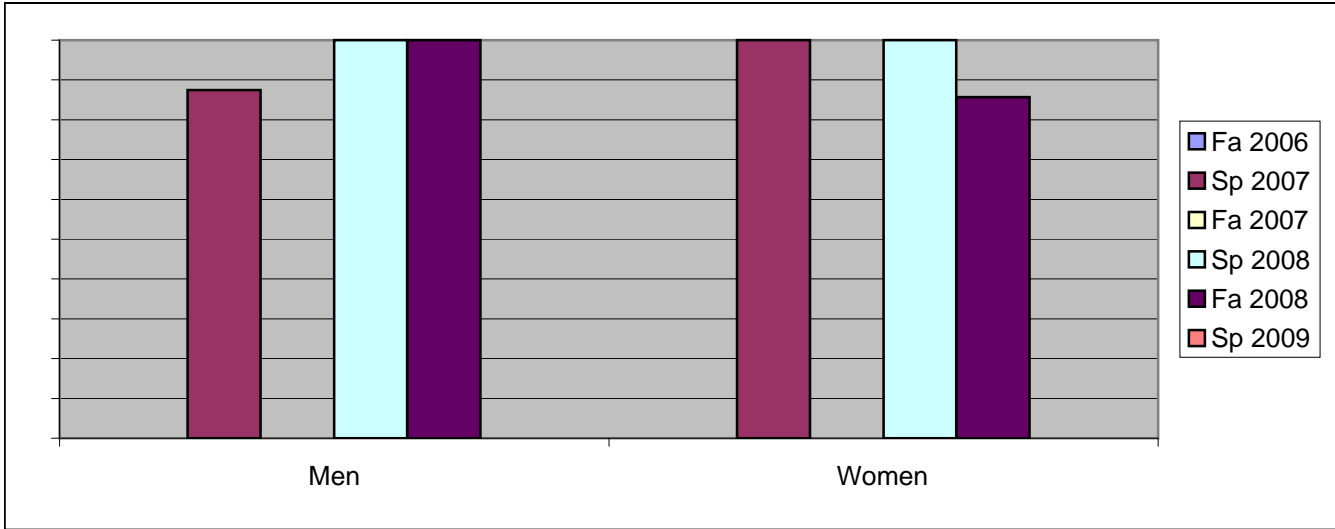


Chabot
 Success, Non-Success, and Withdrawal Rates By Semester
 Course: NURS 58



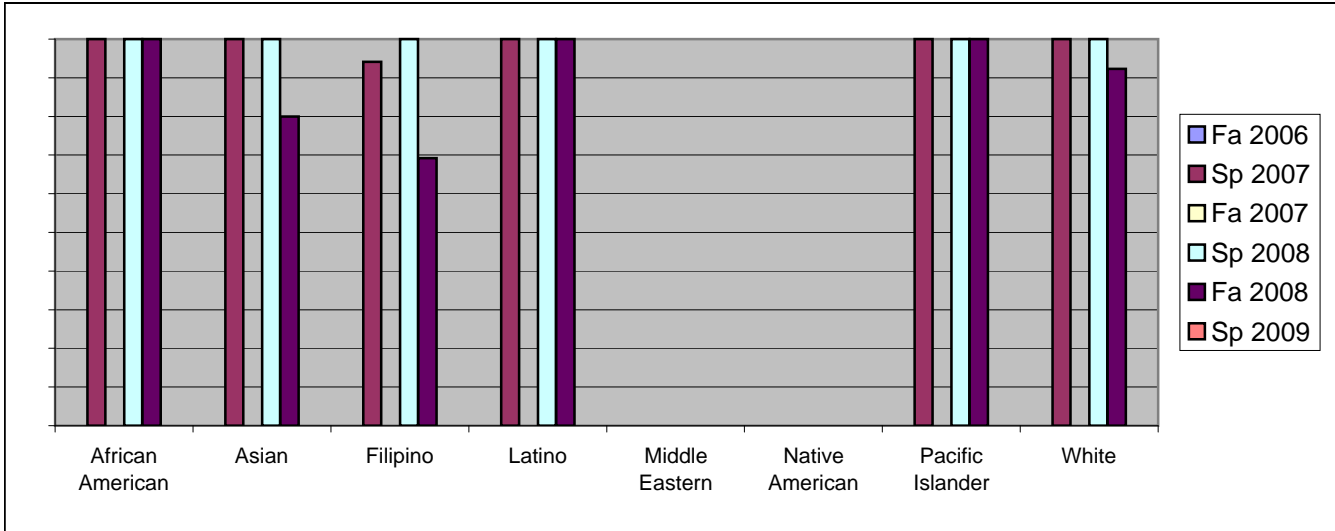
	Fa 2006	Sp 2007	Fa 2007	Sp 2008	Fa 2008	Sp 2009
Success	0%	98%	0%	100%	87%	0%
Non-Success	0%	2%	0%	0%	2%	0%
Withdrawal	0%	0%	0%	0%	11%	0%
Total Percent	0%	100%	0%	100%	100%	0%
Total Enrolled	0	49	0	51	61	0

Chabot
Success Rates By Gender and Semester
Course: NURS 58



	Fa 2006	Sp 2007	Fa 2007	Sp 2008	Fa 2008	Sp 2009
Men						
Success	0%	88%	0%	100%	100%	0%
Non-Success	0%	13%	0%	0%	0%	0%
Withdrawal	0%	0%	0%	0%	0%	0%
Total Percent	0%	100%	0%	100%	100%	0%
Total Enrolled	0	8	0	9	5	0
Women						
Success	0%	100%	0%	100%	86%	0%
Non-Success	0%	0%	0%	0%	2%	0%
Withdrawal	0%	0%	0%	0%	13%	0%
Total Percent	0%	100%	0%	100%	100%	0%
Total Enrolled	0	41	0	42	56	0

Chabot
Success Rates By Ethnicity and Semester
Course: NURS 58



	Fa 2006	Sp 2007	Fa 2007	Sp 2008	Fa 2008	Sp 2009
African American						
Success	0%	100%	0%	100%	100%	0%
Non-Success	0%	0%	0%	0%	0%	0%
Withdrawal	0%	0%	0%	0%	0%	0%
Total Percent	0%	100%	0%	100%	100%	0%
Total Enrolled	0	2	0	4	2	0
Asian						
Success	0%	100%	0%	100%	80%	0%
Non-Success	0%	0%	0%	0%	0%	0%
Withdrawal	0%	0%	0%	0%	20%	0%
Total Percent	0%	100%	0%	100%	100%	0%
Total Enrolled	0	7	0	2	10	0
Filipino						
Success	0%	94%	0%	100%	69%	0%
Non-Success	0%	6%	0%	0%	0%	0%
Withdrawal	0%	0%	0%	0%	31%	0%
Total Percent	0%	100%	0%	100%	100%	0%
Total Enrolled	0	17	0	11	13	0
Latino						
Success	0%	100%	0%	100%	100%	0%
Non-Success	0%	0%	0%	0%	0%	0%
Withdrawal	0%	0%	0%	0%	0%	0%
Total Percent	0%	100%	0%	100%	100%	0%
Total Enrolled	0	3	0	10	5	0
Middle Eastern						
Success	0%	0%	0%	0%	0%	0%
Non-Success	0%	0%	0%	0%	0%	0%
Withdrawal	0%	0%	0%	0%	0%	0%
Total Percent	0%	0%	0%	0%	0%	0%
Total Enrolled	0	0	0	0	0	0
Native American						
Success	0%	0%	0%	0%	0%	0%
Non-Success	0%	0%	0%	0%	0%	0%
Withdrawal	0%	0%	0%	0%	0%	0%

Total Percent	0%	0%	0%	0%	0%	0%
Total Enrolled	0	0	0	0	0	0
Pacific Islander						
Success	0%	100%	0%	100%	100%	0%
Non-Success	0%	0%	0%	0%	0%	0%
Withdrawal	0%	0%	0%	0%	0%	0%
Total Percent	0%	100%	0%	100%	100%	0%
Total Enrolled	0	1	0	4	1	0
White						
Success	0%	100%	0%	100%	92%	0%
Non-Success	0%	0%	0%	0%	4%	0%
Withdrawal	0%	0%	0%	0%	4%	0%
Total Percent	0%	100%	0%	100%	100%	0%
Total Enrolled	0	14	0	16	26	0