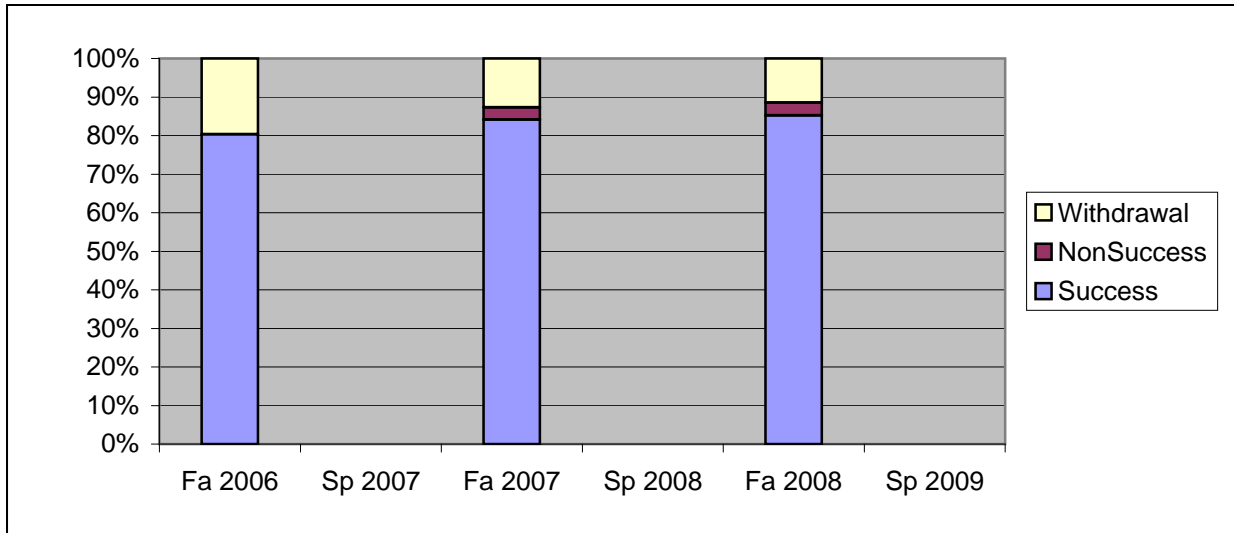
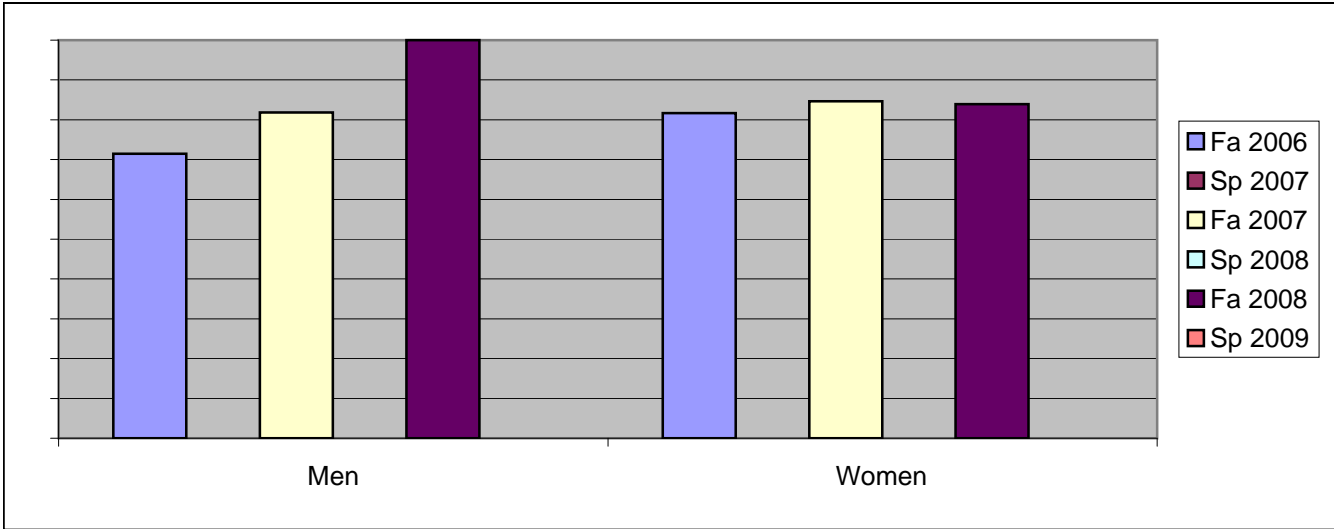


Chabot  
 Success, Non-Success, and Withdrawal Rates By Semester  
 Course: NURS 61



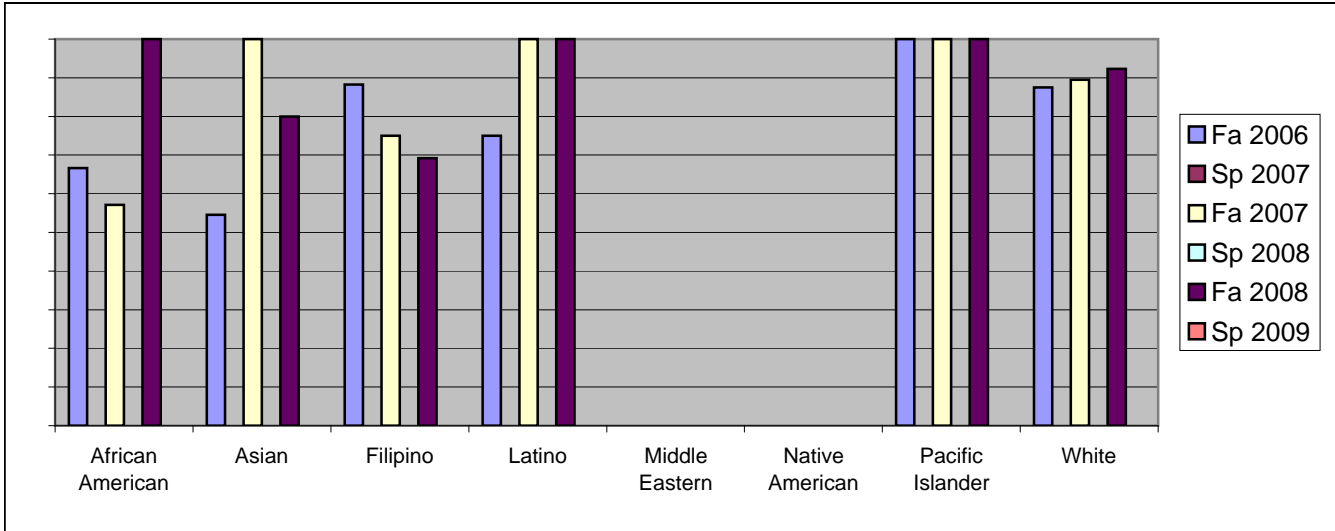
	Fa 2006	Sp 2007	Fa 2007	Sp 2008	Fa 2008	Sp 2009
Success	80%	0%	84%	0%	85%	0%
Non-Success	0%	0%	3%	0%	3%	0%
Withdrawal	20%	0%	13%	0%	11%	0%
Total Percent	100%	0%	100%	0%	100%	0%
Total Enrolled	<b>56</b>	<b>0</b>	<b>63</b>	<b>0</b>	<b>61</b>	<b>0</b>

Chabot  
Success Rates By Gender and Semester  
Course: NURS 61



	Fa 2006	Sp 2007	Fa 2007	Sp 2008	Fa 2008	Sp 2009
<b>Men</b>						
Success	71%	0%	82%	0%	100%	0%
Non-Success	0%	0%	9%	0%	0%	0%
Withdrawal	29%	0%	9%	0%	0%	0%
Total Percent	100%	0%	100%	0%	100%	0%
Total Enrolled	<b>7</b>	<b>0</b>	<b>11</b>	<b>0</b>	<b>5</b>	<b>0</b>
<b>Women</b>						
Success	82%	0%	85%	0%	84%	0%
Non-Success	0%	0%	2%	0%	4%	0%
Withdrawal	18%	0%	13%	0%	13%	0%
Total Percent	100%	0%	100%	0%	100%	0%
Total Enrolled	<b>49</b>	<b>0</b>	<b>52</b>	<b>0</b>	<b>56</b>	<b>0</b>

Chabot  
Success Rates By Ethnicity and Semester  
Course: NURS 61



	Fa 2006	Sp 2007	Fa 2007	Sp 2008	Fa 2008	Sp 2009
<b>African American</b>						
Success	67%	0%	57%	0%	100%	0%
Non-Success	0%	0%	14%	0%	0%	0%
Withdrawal	33%	0%	29%	0%	0%	0%
Total Percent	100%	0%	100%	0%	100%	0%
Total Enrolled	<b>3</b>	<b>0</b>	<b>7</b>	<b>0</b>	<b>2</b>	<b>0</b>
<b>Asian</b>						
Success	55%	0%	100%	0%	80%	0%
Non-Success	0%	0%	0%	0%	0%	0%
Withdrawal	45%	0%	0%	0%	20%	0%
Total Percent	100%	0%	100%	0%	100%	0%
Total Enrolled	<b>11</b>	<b>0</b>	<b>3</b>	<b>0</b>	<b>10</b>	<b>0</b>
<b>Filipino</b>						
Success	88%	0%	75%	0%	69%	0%
Non-Success	0%	0%	6%	0%	0%	0%
Withdrawal	12%	0%	19%	0%	31%	0%
Total Percent	100%	0%	100%	0%	100%	0%
Total Enrolled	<b>17</b>	<b>0</b>	<b>16</b>	<b>0</b>	<b>13</b>	<b>0</b>
<b>Latino</b>						
Success	75%	0%	100%	0%	100%	0%
Non-Success	0%	0%	0%	0%	0%	0%
Withdrawal	25%	0%	0%	0%	0%	0%
Total Percent	100%	0%	100%	0%	100%	0%
Total Enrolled	<b>4</b>	<b>0</b>	<b>10</b>	<b>0</b>	<b>5</b>	<b>0</b>
<b>Middle Eastern</b>						
Success	0%	0%	0%	0%	0%	0%
Non-Success	0%	0%	0%	0%	0%	0%
Withdrawal	0%	0%	0%	0%	0%	0%
Total Percent	0%	0%	0%	0%	0%	0%
Total Enrolled	<b>0</b>	<b>0</b>	<b>0</b>	<b>0</b>	<b>0</b>	<b>0</b>
<b>Native American</b>						
Success	0%	0%	0%	0%	0%	0%
Non-Success	0%	0%	0%	0%	0%	0%
Withdrawal	0%	0%	0%	0%	0%	0%

Total Percent	0%	0%	0%	0%	0%	0%
Total Enrolled	<b>0</b>	<b>0</b>	<b>0</b>	<b>0</b>	<b>0</b>	<b>0</b>
<b>Pacific Islander</b>						
Success	100%	0%	100%	0%	100%	0%
Non-Success	0%	0%	0%	0%	0%	0%
Withdrawal	0%	0%	0%	0%	0%	0%
Total Percent	100%	0%	100%	0%	100%	0%
Total Enrolled	<b>1</b>	<b>0</b>	<b>3</b>	<b>0</b>	<b>1</b>	<b>0</b>
<b>White</b>						
Success	88%	0%	89%	0%	92%	0%
Non-Success	0%	0%	0%	0%	4%	0%
Withdrawal	13%	0%	11%	0%	4%	0%
Total Percent	100%	0%	100%	0%	100%	0%
Total Enrolled	<b>16</b>	<b>0</b>	<b>19</b>	<b>0</b>	<b>26</b>	<b>0</b>