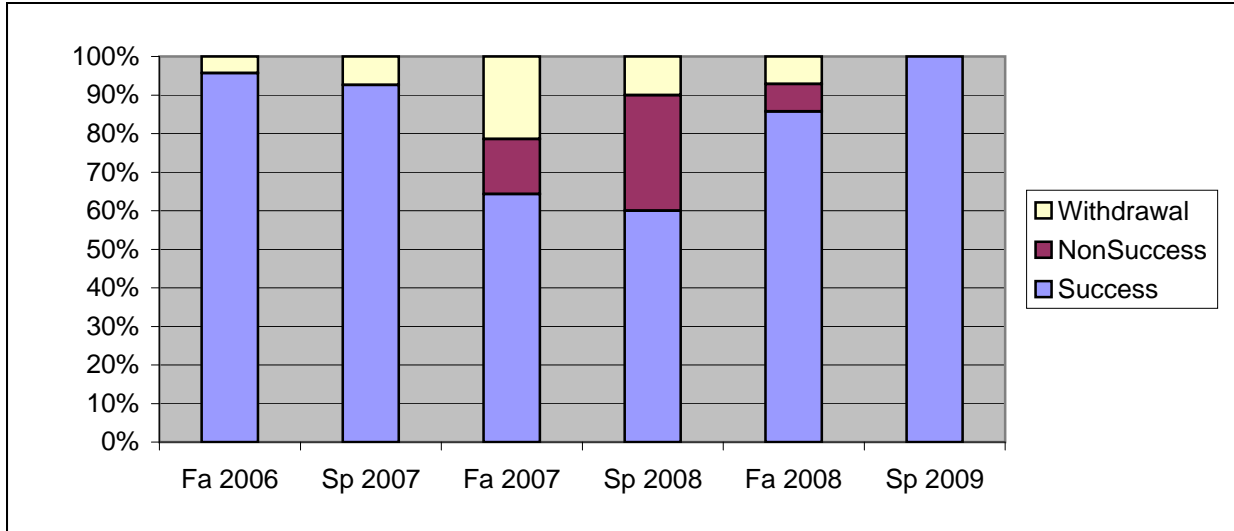
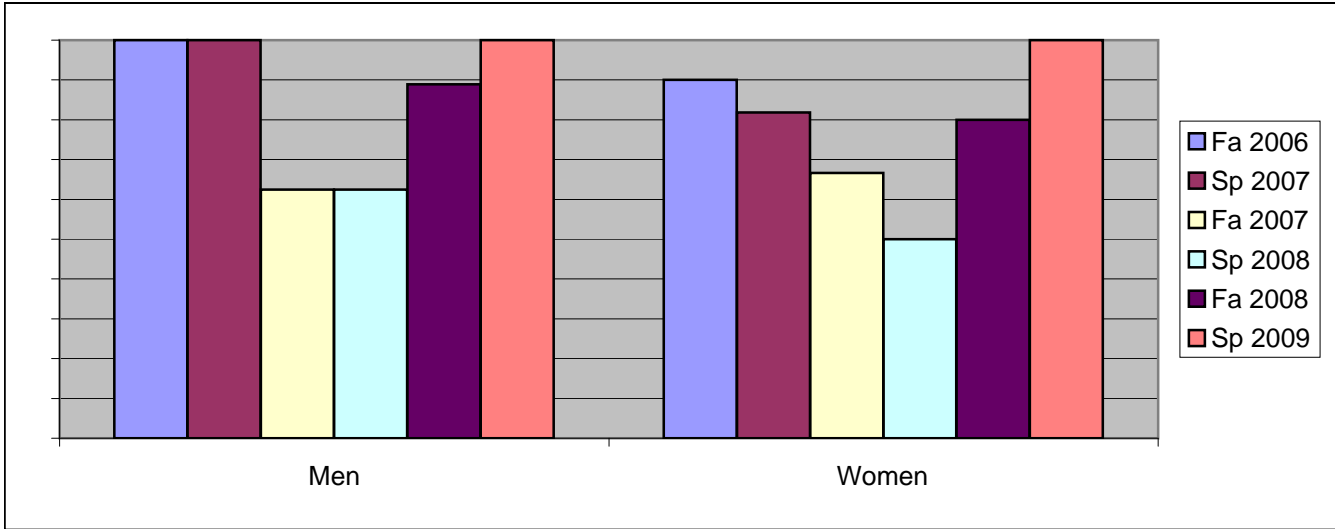


Chabot
 Success, Non-Success, and Withdrawal Rates By Semester
 Course: PHED 1BDC



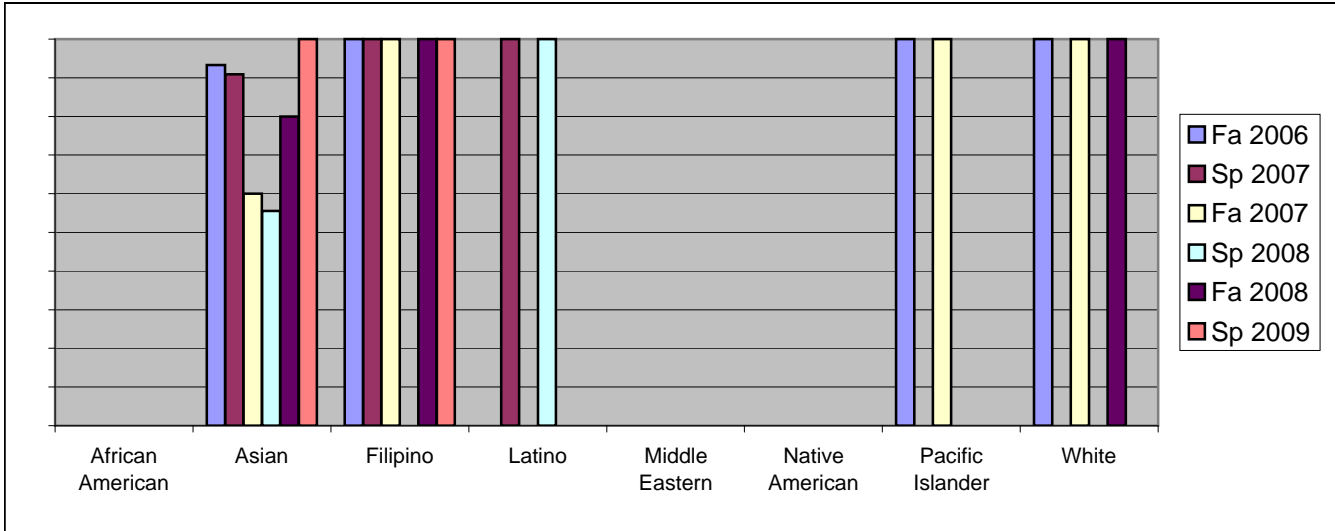
	Fa 2006	Sp 2007	Fa 2007	Sp 2008	Fa 2008	Sp 2009
Success	96%	93%	64%	60%	86%	100%
Non-Success	0%	0%	14%	30%	7%	0%
Withdrawal	4%	7%	21%	10%	7%	0%
Total Percent	100%	100%	100%	100%	100%	100%
Total Enrolled	23	27	14	10	14	14

Chabot
Success Rates By Gender and Semester
Course: PHED 1BDC



	Fa 2006	Sp 2007	Fa 2007	Sp 2008	Fa 2008	Sp 2009
Men						
Success	100%	100%	63%	63%	89%	100%
Non-Success	0%	0%	13%	25%	0%	0%
Withdrawal	0%	0%	25%	13%	11%	0%
Total Percent	100%	100%	100%	100%	100%	100%
Total Enrolled	10	15	8	8	9	7
Women						
Success	90%	82%	67%	50%	80%	100%
Non-Success	0%	0%	17%	50%	20%	0%
Withdrawal	10%	18%	17%	0%	0%	0%
Total Percent	100%	100%	100%	100%	100%	100%
Total Enrolled	10	11	6	2	5	7

Chabot
Success Rates By Ethnicity and Semester
Course: PHED 1BDC



	Fa 2006	Sp 2007	Fa 2007	Sp 2008	Fa 2008	Sp 2009
African American						
Success	0%	0%	0%	0%	0%	0%
Non-Success	0%	0%	0%	0%	0%	0%
Withdrawal	0%	0%	0%	0%	0%	0%
Total Percent	0%	0%	0%	0%	0%	0%
Total Enrolled	0	0	0	0	0	0
Asian						
Success	93%	91%	60%	56%	80%	100%
Non-Success	0%	0%	20%	33%	10%	0%
Withdrawal	7%	9%	20%	11%	10%	0%
Total Percent	100%	100%	100%	100%	100%	100%
Total Enrolled	15	22	10	9	10	11
Filipino						
Success	100%	100%	100%	0%	100%	100%
Non-Success	0%	0%	0%	0%	0%	0%
Withdrawal	0%	0%	0%	0%	0%	0%
Total Percent	100%	100%	100%	0%	100%	100%
Total Enrolled	1	1	1	0	1	2
Latino						
Success	0%	100%	0%	100%	0%	0%
Non-Success	0%	0%	0%	0%	0%	0%
Withdrawal	0%	0%	0%	0%	0%	0%
Total Percent	0%	100%	0%	100%	0%	0%
Total Enrolled	0	1	0	1	0	0
Middle Eastern						
Success	0%	0%	0%	0%	0%	0%
Non-Success	0%	0%	0%	0%	0%	0%
Withdrawal	0%	0%	0%	0%	0%	0%
Total Percent	0%	0%	0%	0%	0%	0%
Total Enrolled	0	0	0	0	0	0
Native American						
Success	0%	0%	0%	0%	0%	0%
Non-Success	0%	0%	0%	0%	0%	0%
Withdrawal	0%	0%	0%	0%	0%	0%

Total Percent	0%	0%	0%	0%	0%	0%
Total Enrolled	0	0	0	0	0	0
Pacific Islander						
Success	100%	0%	100%	0%	0%	0%
Non-Success	0%	0%	0%	0%	0%	0%
Withdrawal	0%	0%	0%	0%	0%	0%
Total Percent	100%	0%	100%	0%	0%	0%
Total Enrolled	1	0	1	0	0	0
White						
Success	100%	0%	100%	0%	100%	0%
Non-Success	0%	0%	0%	0%	0%	0%
Withdrawal	0%	0%	0%	0%	0%	0%
Total Percent	100%	0%	100%	0%	100%	0%
Total Enrolled	2	0	1	0	2	0