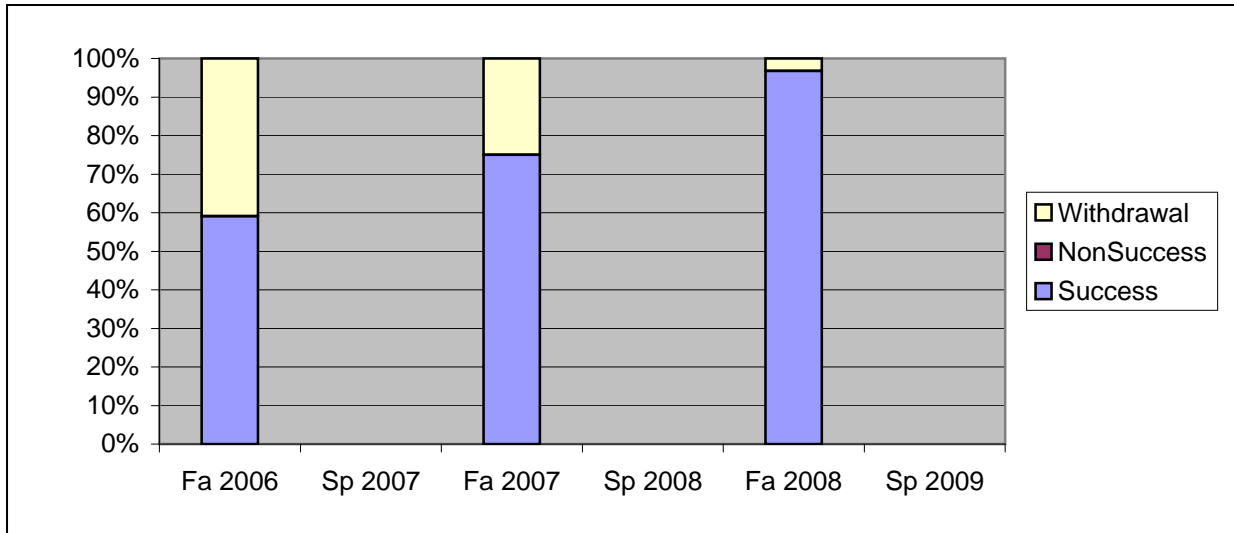
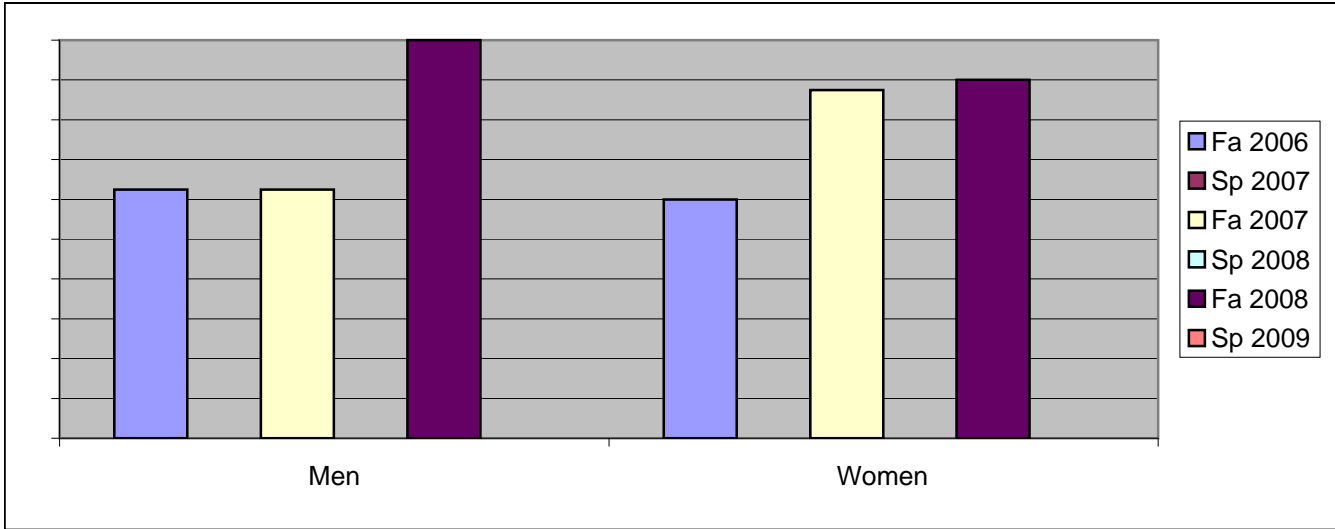


Chabot
 Success, Non-Success, and Withdrawal Rates By Semester
 Course: PHED 3TCT



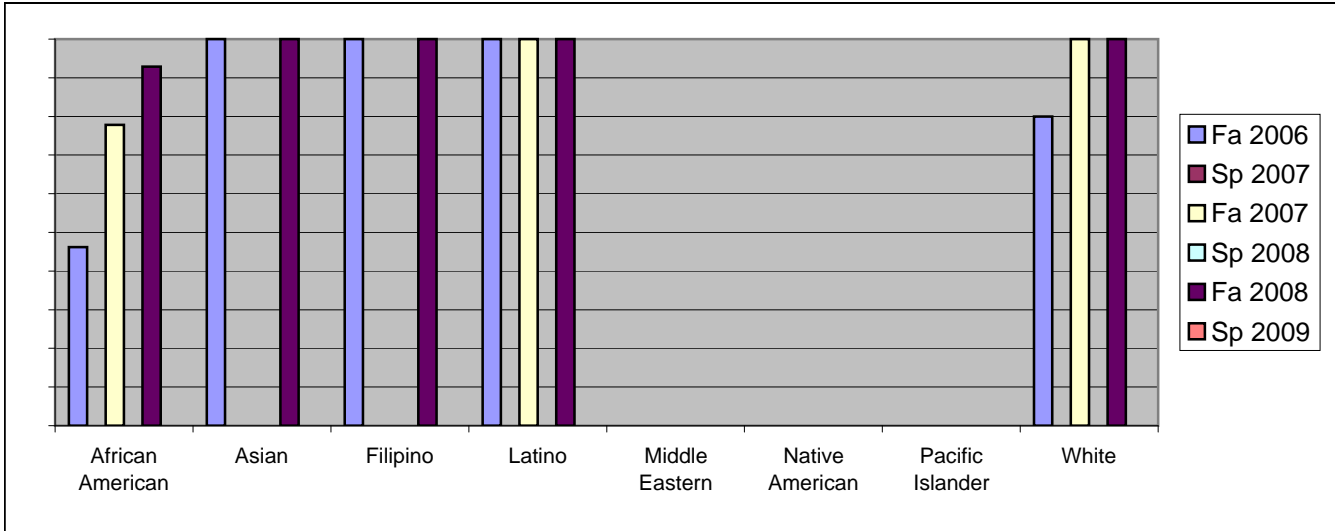
	Fa 2006	Sp 2007	Fa 2007	Sp 2008	Fa 2008	Sp 2009
Success	59%	0%	75%	0%	97%	0%
Non-Success	0%	0%	0%	0%	0%	0%
Withdrawal	41%	0%	25%	0%	3%	0%
Total Percent	100%	0%	100%	0%	100%	0%
Total Enrolled	22	0	16	0	31	0

Chabot
 Success Rates By Gender and Semester
 Course: PHED 3TCT



	Fa 2006	Sp 2007	Fa 2007	Sp 2008	Fa 2008	Sp 2009
Men						
Success	63%	0%	63%	0%	100%	0%
Non-Success	0%	0%	0%	0%	0%	0%
Withdrawal	38%	0%	38%	0%	0%	0%
Total Percent	100%	0%	100%	0%	100%	0%
Total Enrolled	16	0	8	0	21	0
Women						
Success	60%	0%	88%	0%	90%	0%
Non-Success	0%	0%	0%	0%	0%	0%
Withdrawal	40%	0%	13%	0%	10%	0%
Total Percent	100%	0%	100%	0%	100%	0%
Total Enrolled	5	0	8	0	10	0

Chabot
Success Rates By Ethnicity and Semester
Course: PHED 3TCT



	Fa 2006	Sp 2007	Fa 2007	Sp 2008	Fa 2008	Sp 2009
African American						
Success	46%	0%	78%	0%	93%	0%
Non-Success	0%	0%	0%	0%	0%	0%
Withdrawal	54%	0%	22%	0%	7%	0%
Total Percent	100%	0%	100%	0%	100%	0%
Total Enrolled	13	0	9	0	14	0
Asian						
Success	100%	0%	0%	0%	100%	0%
Non-Success	0%	0%	0%	0%	0%	0%
Withdrawal	0%	0%	0%	0%	0%	0%
Total Percent	100%	0%	0%	0%	100%	0%
Total Enrolled	1	0	0	0	4	0
Filipino						
Success	100%	0%	0%	0%	100%	0%
Non-Success	0%	0%	0%	0%	0%	0%
Withdrawal	0%	0%	0%	0%	0%	0%
Total Percent	100%	0%	0%	0%	100%	0%
Total Enrolled	1	0	0	0	3	0
Latino						
Success	100%	0%	100%	0%	100%	0%
Non-Success	0%	0%	0%	0%	0%	0%
Withdrawal	0%	0%	0%	0%	0%	0%
Total Percent	100%	0%	100%	0%	100%	0%
Total Enrolled	1	0	2	0	1	0
Middle Eastern						
Success	0%	0%	0%	0%	0%	0%
Non-Success	0%	0%	0%	0%	0%	0%
Withdrawal	0%	0%	0%	0%	0%	0%
Total Percent	0%	0%	0%	0%	0%	0%
Total Enrolled	0	0	0	0	0	0
Native American						
Success	0%	0%	0%	0%	0%	0%
Non-Success	0%	0%	0%	0%	0%	0%
Withdrawal	0%	0%	0%	0%	0%	0%

Total Percent	0%	0%	0%	0%	0%	0%
Total Enrolled	0	0	0	0	0	0
Pacific Islander						
Success	0%	0%	0%	0%	0%	0%
Non-Success	0%	0%	0%	0%	0%	0%
Withdrawal	0%	0%	100%	0%	0%	0%
Total Percent	0%	0%	100%	0%	0%	0%
Total Enrolled	0	0	2	0	0	0
White						
Success	80%	0%	100%	0%	100%	0%
Non-Success	0%	0%	0%	0%	0%	0%
Withdrawal	20%	0%	0%	0%	0%	0%
Total Percent	100%	0%	100%	0%	100%	0%
Total Enrolled	5	0	2	0	8	0