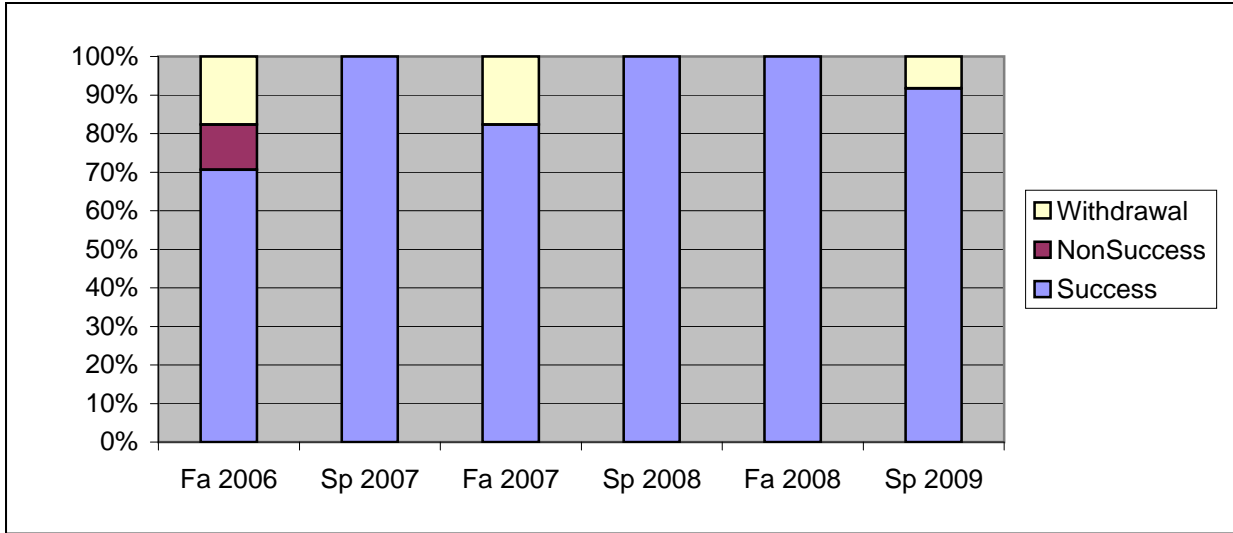
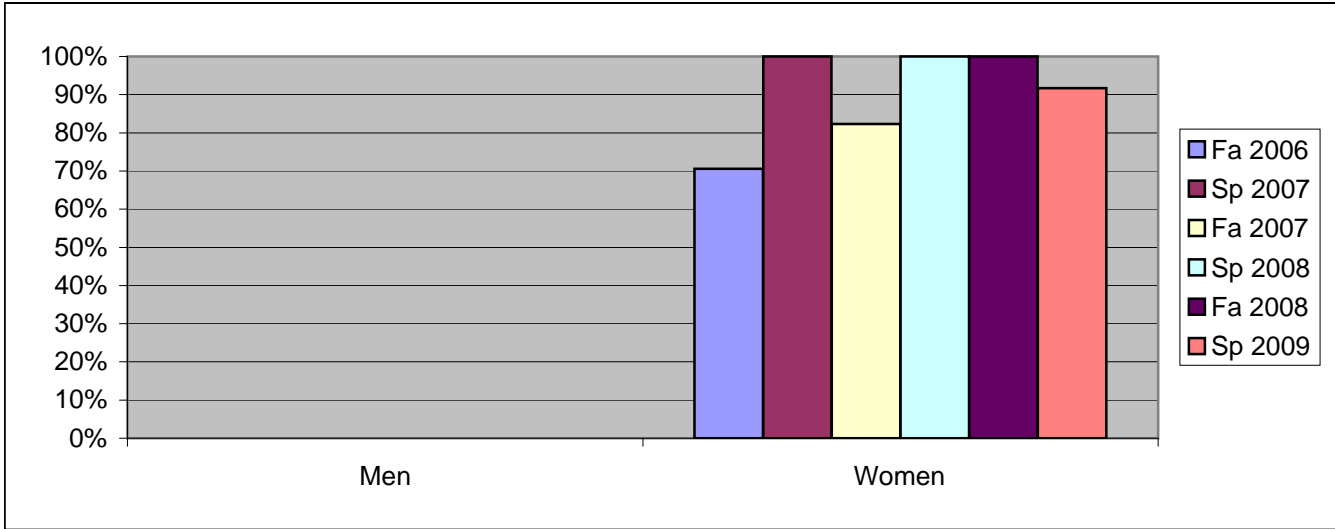


Chabot
 Success, Non-Success, and Withdrawal Rates By Semester
 Course: PHED 41



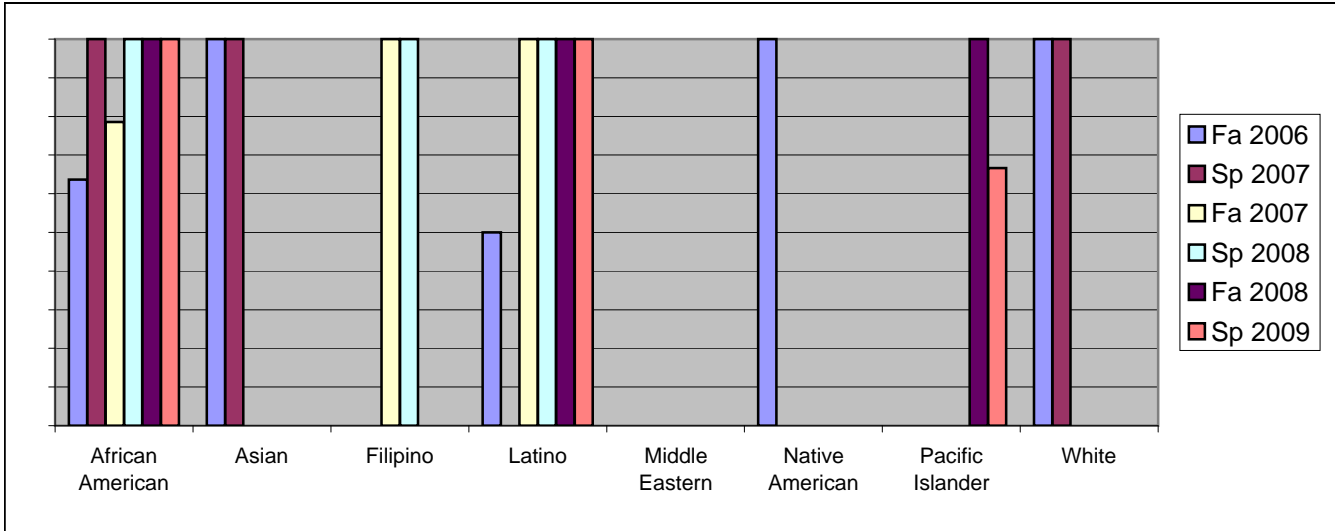
	Fa 2006	Sp 2007	Fa 2007	Sp 2008	Fa 2008	Sp 2009
Success	71%	100%	82%	100%	100%	92%
Non-Success	12%	0%	0%	0%	0%	0%
Withdrawal	18%	0%	18%	0%	0%	8%
Total Percent	100%	100%	100%	100%	100%	100%
Total Enrolled	17	6	17	11	17	12

Chabot
Success Rates By Gender and Semester
Course: PHED 41



	Fa 2006	Sp 2007	Fa 2007	Sp 2008	Fa 2008	Sp 2009
Men						
Success	0%	0%	0%	0%	0%	0%
Non-Success	0%	0%	0%	0%	0%	0%
Withdrawal	0%	0%	0%	0%	0%	0%
Total Percent	0%	0%	0%	0%	0%	0%
Total Enrolled	0	0	0	0	0	0
Women						
Success	71%	100%	82%	100%	100%	92%
Non-Success	12%	0%	0%	0%	0%	0%
Withdrawal	18%	0%	18%	0%	0%	8%
Total Percent	100%	100%	100%	100%	100%	100%
Total Enrolled	17	6	17	11	17	12

Chabot
Success Rates By Ethnicity and Semester
Course: PHED 41



	Fa 2006	Sp 2007	Fa 2007	Sp 2008	Fa 2008	Sp 2009
African American						
Success	64%	100%	79%	100%	100%	100%
Non-Success	18%	0%	0%	0%	0%	0%
Withdrawal	18%	0%	21%	0%	0%	0%
Total Percent	100%	100%	100%	100%	100%	100%
Total Enrolled	11	4	14	7	11	7
Asian						
Success	100%	100%	0%	0%	0%	0%
Non-Success	0%	0%	0%	0%	0%	0%
Withdrawal	0%	0%	0%	0%	0%	0%
Total Percent	100%	100%	0%	0%	0%	0%
Total Enrolled	1	1	0	0	0	0
Filipino						
Success	0%	0%	100%	100%	0%	0%
Non-Success	0%	0%	0%	0%	0%	0%
Withdrawal	0%	0%	0%	0%	0%	0%
Total Percent	0%	0%	100%	100%	0%	0%
Total Enrolled	0	0	1	1	0	0
Latino						
Success	50%	0%	100%	100%	100%	100%
Non-Success	0%	0%	0%	0%	0%	0%
Withdrawal	50%	0%	0%	0%	0%	0%
Total Percent	100%	0%	100%	100%	100%	100%
Total Enrolled	2	0	2	3	3	2
Middle Eastern						
Success	0%	0%	0%	0%	0%	0%
Non-Success	0%	0%	0%	0%	0%	0%
Withdrawal	0%	0%	0%	0%	0%	0%
Total Percent	0%	0%	0%	0%	0%	0%
Total Enrolled	0	0	0	0	0	0
Native American						
Success	100%	0%	0%	0%	0%	0%
Non-Success	0%	0%	0%	0%	0%	0%
Withdrawal	0%	0%	0%	0%	0%	0%

Total Percent	100%	0%	0%	0%	0%	0%
Total Enrolled	1	0	0	0	0	0
Pacific Islander						
Success	0%	0%	0%	0%	100%	67%
Non-Success	0%	0%	0%	0%	0%	0%
Withdrawal	0%	0%	0%	0%	0%	33%
Total Percent	0%	0%	0%	0%	100%	100%
Total Enrolled	0	0	0	0	3	3
White						
Success	100%	100%	0%	0%	0%	0%
Non-Success	0%	0%	0%	0%	0%	0%
Withdrawal	0%	0%	0%	0%	0%	0%
Total Percent	100%	100%	0%	0%	0%	0%
Total Enrolled	1	1	0	0	0	0