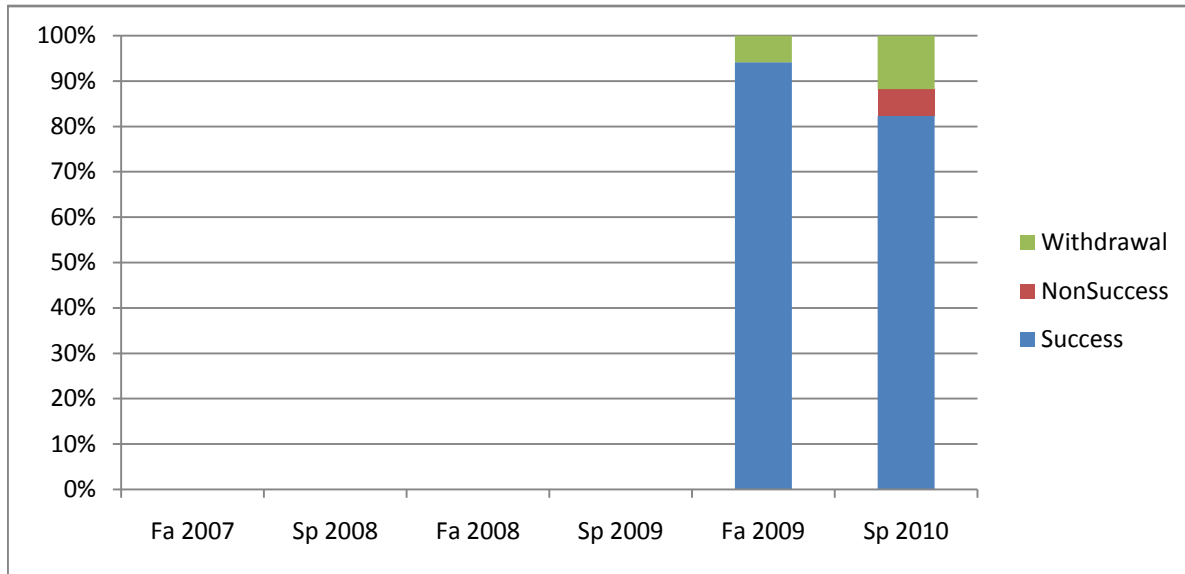
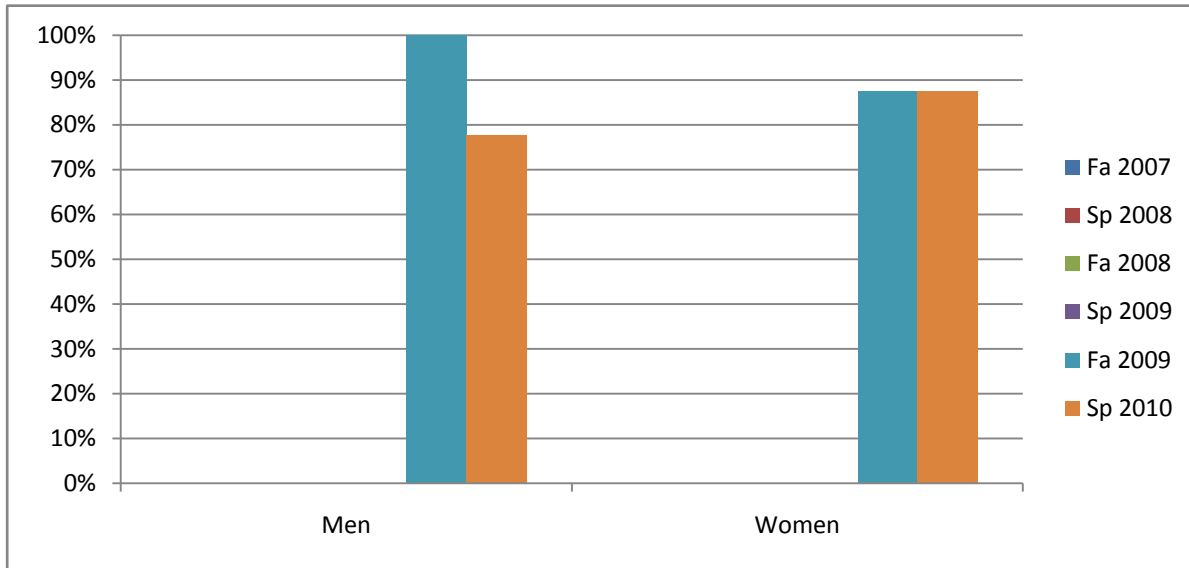


Chabot
Success, Non-Success, and Withdrawal Rates By Semester
Course: PHED 1TN2



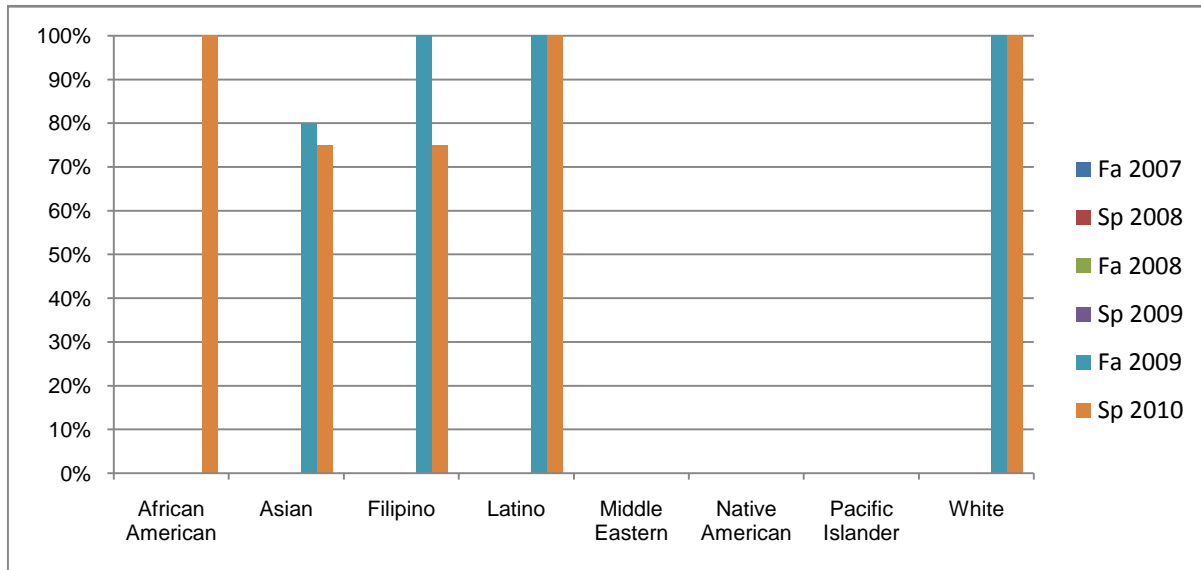
	Fa 2007	Sp 2008	Fa 2008	Sp 2009	Fa 2009	Sp 2010
Success	0%	0%	0%	0%	94%	82%
Non-Success	0%	0%	0%	0%	0%	6%
Withdrawal	0%	0%	0%	0%	6%	12%
Total Percent	0%	0%	0%	0%	100%	100%
Total Enrolled	0	0	0	0	17	17

Chabot
Success Rates By Gender and Semester
Course: PHED 1TN2



	Fa 2007	Sp 2008	Fa 2008	Sp 2009	Fa 2009	Sp 2010
Men						
Success	0%	0%	0%	0%	100%	78%
Non-Success	0%	0%	0%	0%	0%	0%
Withdrawal	0%	0%	0%	0%	0%	22%
Total Percent	0%	0%	0%	0%	100%	100%
Total Enrolled	0	0	0	0	9	9
Women						
Success	0%	0%	0%	0%	88%	88%
Non-Success	0%	0%	0%	0%	0%	13%
Withdrawal	0%	0%	0%	0%	13%	0%
Total Percent	0%	0%	0%	0%	100%	100%
Total Enrolled	0	0	0	0	8	8

Chabot
Success Rates By Ethnicity and Semester
Course: PHED 1TN2



	Fa 2007	Sp 2008	Fa 2008	Sp 2009	Fa 2009	Sp 2010
African American						
Success	0%	0%	0%	0%	0%	100%
Non-Success	0%	0%	0%	0%	0%	0%
Withdrawal	0%	0%	0%	0%	0%	0%
Total Percent	0%	0%	0%	0%	0%	100%
Total Enrolled	0	0	0	0	0	1
Asian						
Success	0%	0%	0%	0%	80%	75%
Non-Success	0%	0%	0%	0%	0%	13%
Withdrawal	0%	0%	0%	0%	20%	13%
Total Percent	0%	0%	0%	0%	100%	100%
Total Enrolled	0	0	0	0	5	8
Filipino						
Success	0%	0%	0%	0%	100%	75%
Non-Success	0%	0%	0%	0%	0%	0%
Withdrawal	0%	0%	0%	0%	0%	25%
Total Percent	0%	0%	0%	0%	100%	100%
Total Enrolled	0	0	0	0	4	4
Latino						
Success	0%	0%	0%	0%	100%	100%
Non-Success	0%	0%	0%	0%	0%	0%
Withdrawal	0%	0%	0%	0%	0%	0%
Total Percent	0%	0%	0%	0%	100%	100%
Total Enrolled	0	0	0	0	3	1
Middle Eastern						
Success	0%	0%	0%	0%	0%	0%
Non-Success	0%	0%	0%	0%	0%	0%
Withdrawal	0%	0%	0%	0%	0%	0%

Total Percent	0%	0%	0%	0%	0%	0%
Total Enrolled	0	0	0	0	0	0
Native American						
Success	0%	0%	0%	0%	0%	0%
Non-Success	0%	0%	0%	0%	0%	0%
Withdrawal	0%	0%	0%	0%	0%	0%
Total Percent	0%	0%	0%	0%	0%	0%
Total Enrolled	0	0	0	0	0	0
Pacific Islander						
Success	0%	0%	0%	0%	0%	0%
Non-Success	0%	0%	0%	0%	0%	0%
Withdrawal	0%	0%	0%	0%	0%	0%
Total Percent	0%	0%	0%	0%	0%	0%
Total Enrolled	0	0	0	0	0	0
White						
Success	0%	0%	0%	0%	100%	100%
Non-Success	0%	0%	0%	0%	0%	0%
Withdrawal	0%	0%	0%	0%	0%	0%
Total Percent	0%	0%	0%	0%	100%	100%
Total Enrolled	0	0	0	0	5	2