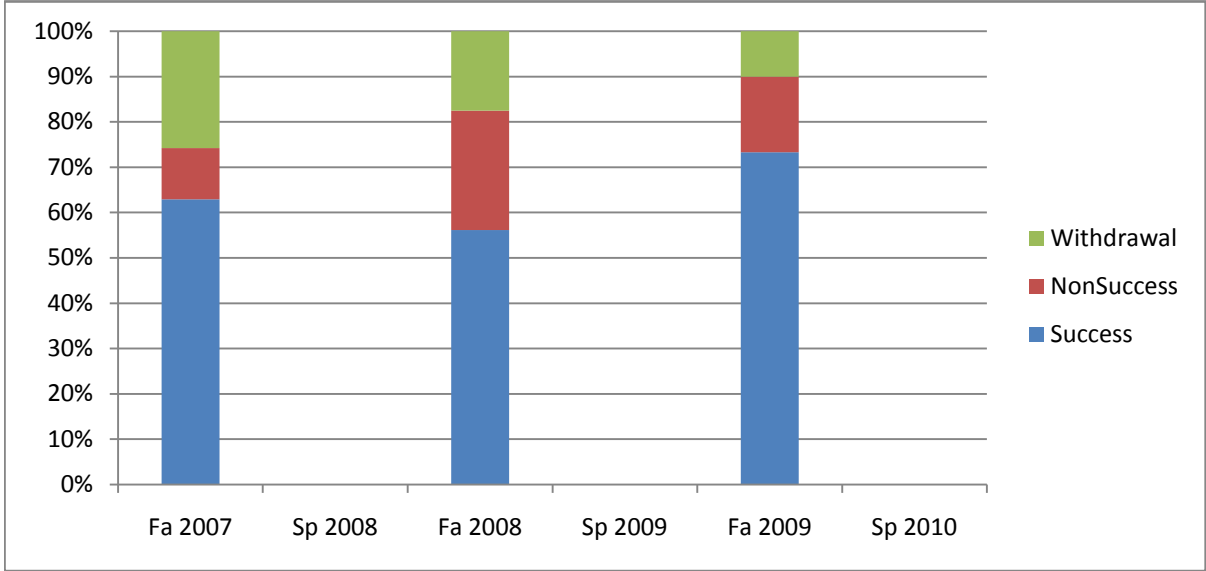
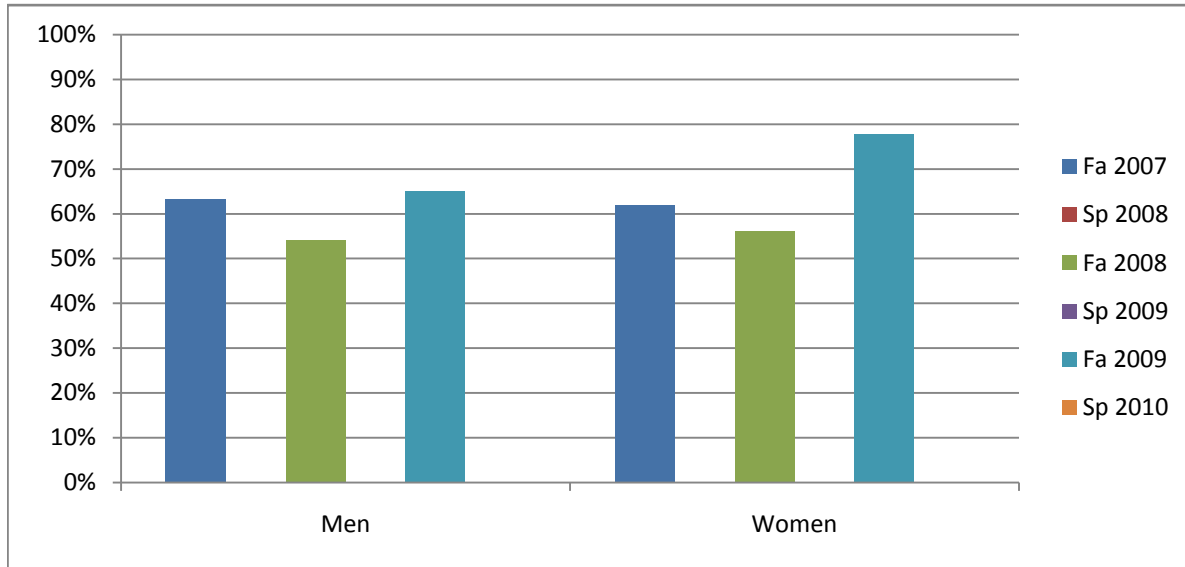


Chabot
 Success, Non-Success, and Withdrawal Rates By Semester
 Course: ARTH 4



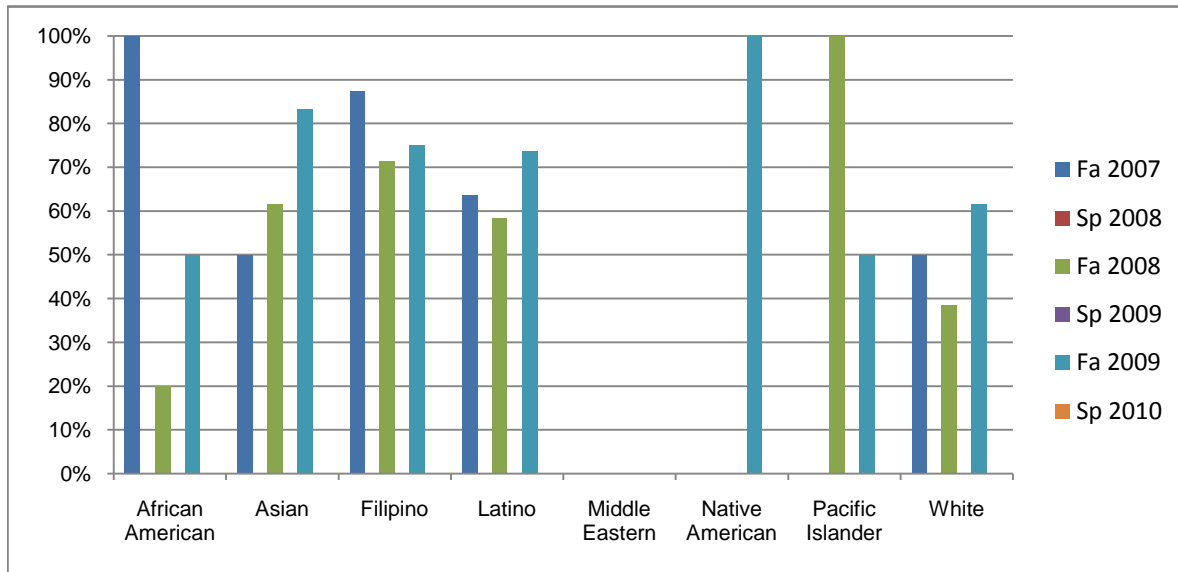
	Fa 2007	Sp 2008	Fa 2008	Sp 2009	Fa 2009	Sp 2010
Success	63%	0%	56%	0%	73%	0%
Non-Success	11%	0%	26%	0%	17%	0%
Withdrawal	26%	0%	18%	0%	10%	0%
Total Percent	100%	0%	100%	0%	100%	0%
Total Enrolled	62	0	57	0	60	0

Chabot
Success Rates By Gender and Semester
Course: ARTH 4



	Fa 2007	Sp 2008	Fa 2008	Sp 2009	Fa 2009	Sp 2010
Men						
Success	63%	0%	54%	0%	65%	0%
Non-Success	15%	0%	33%	0%	26%	0%
Withdrawal	22%	0%	13%	0%	9%	0%
Total Percent	100%	0%	100%	0%	100%	0%
Total Enrolled	41	0	24	0	23	0
Women						
Success	62%	0%	56%	0%	78%	0%
Non-Success	5%	0%	22%	0%	11%	0%
Withdrawal	33%	0%	22%	0%	11%	0%
Total Percent	100%	0%	100%	0%	100%	0%
Total Enrolled	21	0	32	0	36	0

Chabot
Success Rates By Ethnicity and Semester
Course: ARTH 4



	Fa 2007	Sp 2008	Fa 2008	Sp 2009	Fa 2009	Sp 2010
African American						
Success	100%	0%	20%	0%	50%	0%
Non-Success	0%	0%	60%	0%	50%	0%
Withdrawal	0%	0%	20%	0%	0%	0%
Total Percent	100%	0%	100%	0%	100%	0%
Total Enrolled	2	0	5	0	4	0
Asian						
Success	50%	0%	62%	0%	83%	0%
Non-Success	13%	0%	15%	0%	8%	0%
Withdrawal	38%	0%	23%	0%	8%	0%
Total Percent	100%	0%	100%	0%	100%	0%
Total Enrolled	16	0	13	0	12	0
Filipino						
Success	88%	0%	71%	0%	75%	0%
Non-Success	13%	0%	29%	0%	25%	0%
Withdrawal	0%	0%	0%	0%	0%	0%
Total Percent	100%	0%	100%	0%	100%	0%
Total Enrolled	8	0	7	0	4	0
Latino						
Success	64%	0%	58%	0%	74%	0%
Non-Success	18%	0%	17%	0%	16%	0%
Withdrawal	18%	0%	25%	0%	11%	0%
Total Percent	100%	0%	100%	0%	100%	0%
Total Enrolled	11	0	12	0	19	0
Middle Eastern						
Success	0%	0%	0%	0%	0%	0%
Non-Success	0%	0%	0%	0%	0%	0%
Withdrawal	100%	0%	0%	0%	0%	0%

Total Percent	100%	0%	0%	0%	0%	0%
Total Enrolled	1	0	0	0	0	0
Native American						
Success	0%	0%	0%	0%	100%	0%
Non-Success	0%	0%	0%	0%	0%	0%
Withdrawal	0%	0%	0%	0%	0%	0%
Total Percent	0%	0%	0%	0%	100%	0%
Total Enrolled	0	0	0	0	1	0
Pacific Islander						
Success	0%	0%	100%	0%	50%	0%
Non-Success	100%	0%	0%	0%	50%	0%
Withdrawal	0%	0%	0%	0%	0%	0%
Total Percent	100%	0%	100%	0%	100%	0%
Total Enrolled	1	0	2	0	2	0
White						
Success	50%	0%	38%	0%	62%	0%
Non-Success	6%	0%	38%	0%	15%	0%
Withdrawal	44%	0%	23%	0%	23%	0%
Total Percent	100%	0%	100%	0%	100%	0%
Total Enrolled	16	0	13	0	13	0