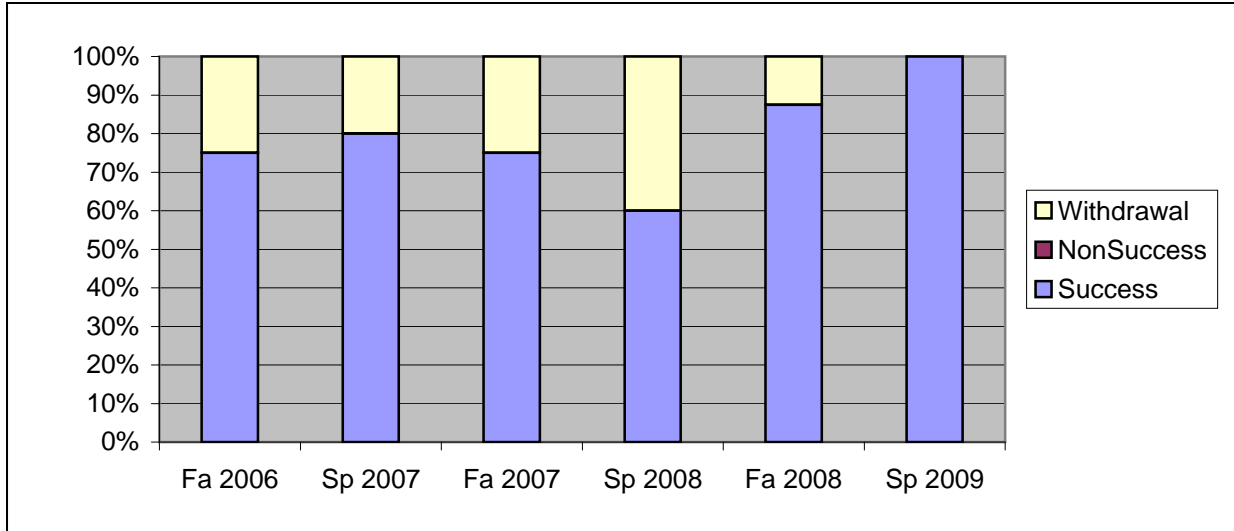
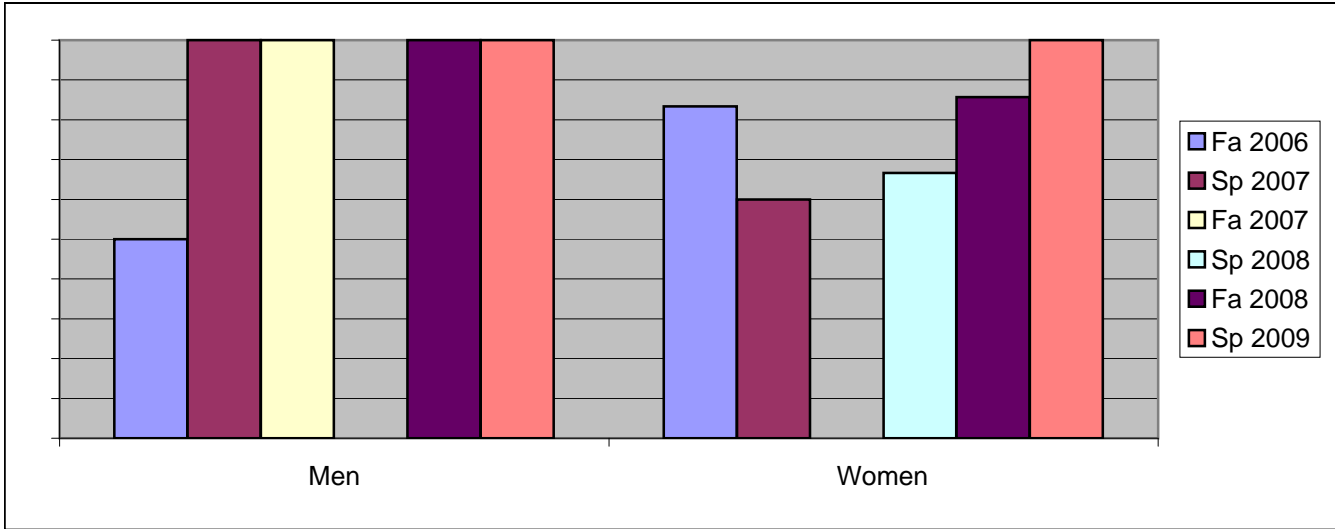


Chabot
 Success, Non-Success, and Withdrawal Rates By Semester
 Course: ART 12B



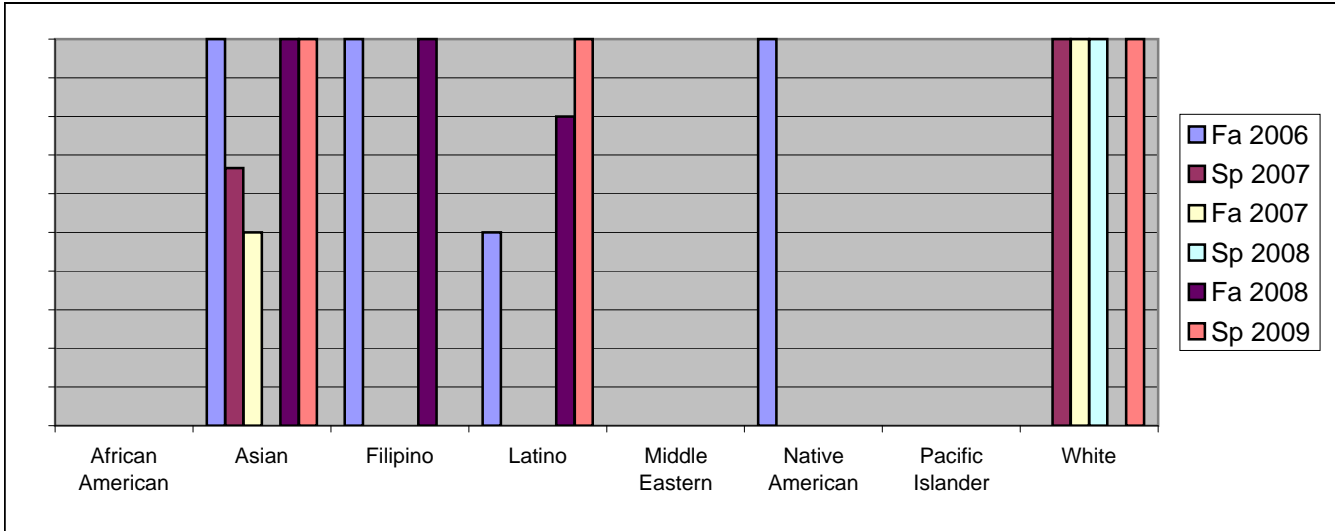
	Fa 2006	Sp 2007	Fa 2007	Sp 2008	Fa 2008	Sp 2009
Success	75%	80%	75%	60%	88%	100%
Non-Success	0%	0%	0%	0%	0%	0%
Withdrawal	25%	20%	25%	40%	13%	0%
Total Percent	100%	100%	100%	100%	100%	100%
Total Enrolled	8	10	4	5	8	6

Chabot
Success Rates By Gender and Semester
Course: ART 12B



	Fa 2006	Sp 2007	Fa 2007	Sp 2008	Fa 2008	Sp 2009
Men						
Success	50%	100%	100%	0%	100%	100%
Non-Success	0%	0%	0%	0%	0%	0%
Withdrawal	50%	0%	0%	100%	0%	0%
Total Percent	100%	100%	100%	100%	100%	100%
Total Enrolled	2	5	2	1	1	3
Women						
Success	83%	60%	0%	67%	86%	100%
Non-Success	0%	0%	0%	0%	0%	0%
Withdrawal	17%	40%	100%	33%	14%	0%
Total Percent	100%	100%	100%	100%	100%	100%
Total Enrolled	6	5	1	3	7	3

Chabot
Success Rates By Ethnicity and Semester
Course: ART 12B



	Fa 2006	Sp 2007	Fa 2007	Sp 2008	Fa 2008	Sp 2009
African American						
Success	0%	0%	0%	0%	0%	0%
Non-Success	0%	0%	0%	0%	0%	0%
Withdrawal	0%	0%	0%	0%	0%	0%
Total Percent	0%	0%	0%	0%	0%	0%
Total Enrolled	0	0	0	0	0	0
Asian						
Success	100%	67%	50%	0%	100%	100%
Non-Success	0%	0%	0%	0%	0%	0%
Withdrawal	0%	33%	50%	0%	0%	0%
Total Percent	100%	100%	100%	0%	100%	100%
Total Enrolled	3	3	2	0	1	1
Filipino						
Success	100%	0%	0%	0%	100%	0%
Non-Success	0%	0%	0%	0%	0%	0%
Withdrawal	0%	0%	0%	100%	0%	0%
Total Percent	100%	0%	0%	100%	100%	0%
Total Enrolled	1	0	0	1	1	0
Latino						
Success	50%	0%	0%	0%	80%	100%
Non-Success	0%	0%	0%	0%	0%	0%
Withdrawal	50%	100%	0%	0%	20%	0%
Total Percent	100%	100%	0%	0%	100%	100%
Total Enrolled	2	1	0	0	5	2
Middle Eastern						
Success	0%	0%	0%	0%	0%	0%
Non-Success	0%	0%	0%	0%	0%	0%
Withdrawal	0%	0%	0%	0%	0%	0%
Total Percent	0%	0%	0%	0%	0%	0%
Total Enrolled	0	0	0	0	0	0
Native American						
Success	100%	0%	0%	0%	0%	0%
Non-Success	0%	0%	0%	0%	0%	0%
Withdrawal	0%	0%	0%	0%	0%	0%

Total Percent	100%	0%	0%	0%	0%	0%
Total Enrolled	1	0	0	0	0	0
Pacific Islander						
Success	0%	0%	0%	0%	0%	0%
Non-Success	0%	0%	0%	0%	0%	0%
Withdrawal	0%	0%	0%	0%	0%	0%
Total Percent	0%	0%	0%	0%	0%	0%
Total Enrolled	0	0	0	0	0	0
White						
Success	0%	100%	100%	100%	0%	100%
Non-Success	0%	0%	0%	0%	0%	0%
Withdrawal	100%	0%	0%	0%	0%	0%
Total Percent	100%	100%	100%	100%	0%	100%
Total Enrolled	1	3	1	1	0	1