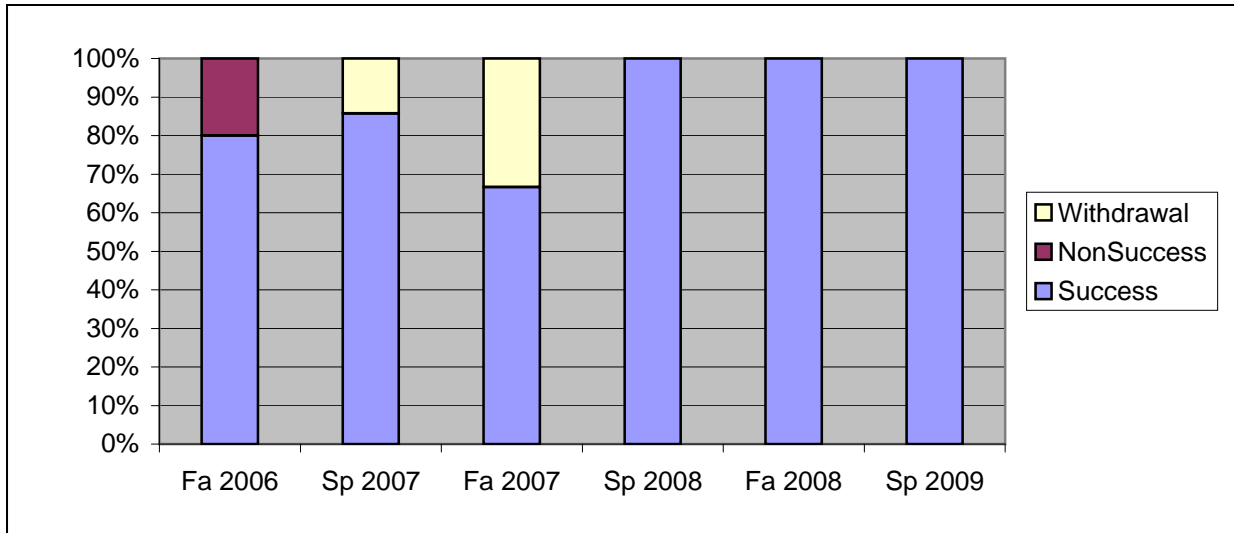
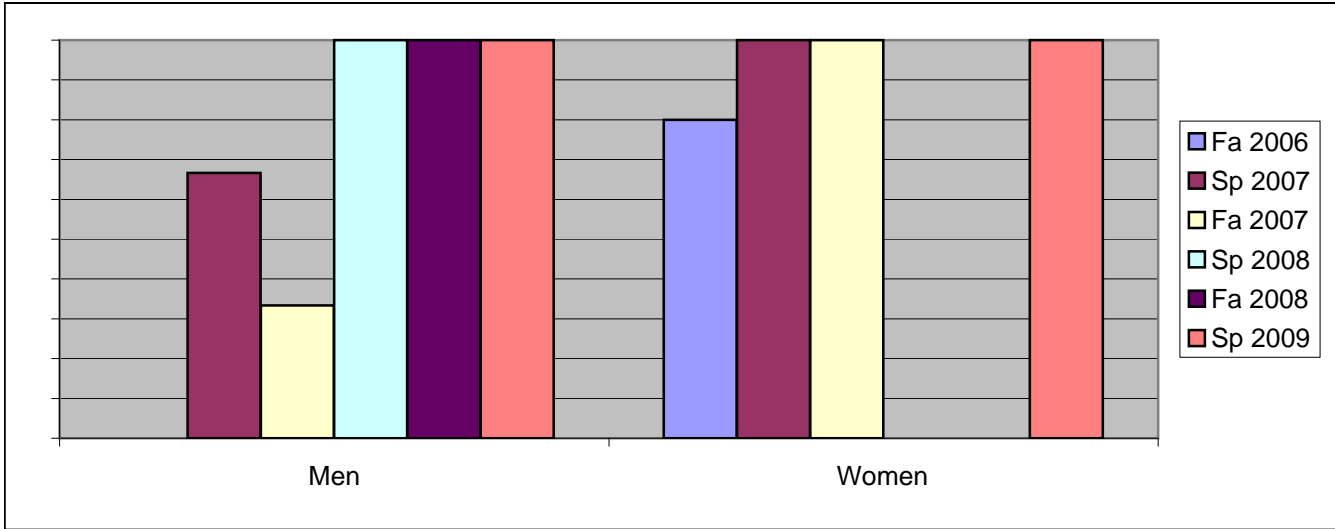


Chabot  
 Success, Non-Success, and Withdrawal Rates By Semester  
 Course: ART 12C



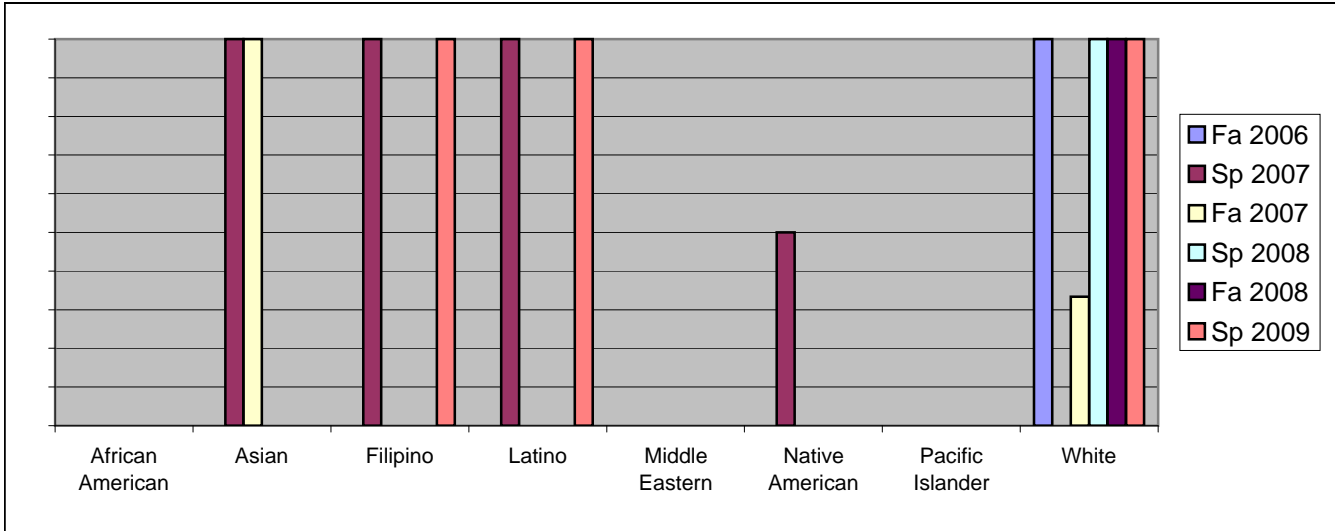
	Fa 2006	Sp 2007	Fa 2007	Sp 2008	Fa 2008	Sp 2009
Success	80%	86%	67%	100%	100%	100%
Non-Success	20%	0%	0%	0%	0%	0%
Withdrawal	0%	14%	33%	0%	0%	0%
Total Percent	100%	100%	100%	100%	100%	100%
Total Enrolled	<b>5</b>	<b>7</b>	<b>6</b>	<b>2</b>	<b>1</b>	<b>4</b>

Chabot  
Success Rates By Gender and Semester  
Course: ART 12C



	Fa 2006	Sp 2007	Fa 2007	Sp 2008	Fa 2008	Sp 2009
<b>Men</b>						
Success	0%	67%	33%	100%	100%	100%
Non-Success	0%	0%	0%	0%	0%	0%
Withdrawal	0%	33%	67%	0%	0%	0%
Total Percent	0%	100%	100%	100%	100%	100%
Total Enrolled	<b>0</b>	<b>3</b>	<b>3</b>	<b>1</b>	<b>1</b>	<b>1</b>
<b>Women</b>						
Success	80%	100%	100%	0%	0%	100%
Non-Success	20%	0%	0%	0%	0%	0%
Withdrawal	0%	0%	0%	0%	0%	0%
Total Percent	100%	100%	100%	0%	0%	100%
Total Enrolled	<b>5</b>	<b>4</b>	<b>3</b>	<b>0</b>	<b>0</b>	<b>3</b>

Chabot  
Success Rates By Ethnicity and Semester  
Course: ART 12C



	Fa 2006	Sp 2007	Fa 2007	Sp 2008	Fa 2008	Sp 2009
<b>African American</b>						
Success	0%	0%	0%	0%	0%	0%
Non-Success	0%	0%	0%	0%	0%	0%
Withdrawal	0%	0%	0%	0%	0%	0%
Total Percent	0%	0%	0%	0%	0%	0%
Total Enrolled	0	0	0	0	0	0
<b>Asian</b>						
Success	0%	100%	100%	0%	0%	0%
Non-Success	0%	0%	0%	0%	0%	0%
Withdrawal	0%	0%	0%	0%	0%	0%
Total Percent	0%	100%	100%	0%	0%	0%
Total Enrolled	0	2	2	0	0	0
<b>Filipino</b>						
Success	0%	100%	0%	0%	0%	100%
Non-Success	0%	0%	0%	0%	0%	0%
Withdrawal	0%	0%	0%	0%	0%	0%
Total Percent	0%	100%	0%	0%	0%	100%
Total Enrolled	0	2	0	0	0	1
<b>Latino</b>						
Success	0%	100%	0%	0%	0%	100%
Non-Success	100%	0%	0%	0%	0%	0%
Withdrawal	0%	0%	0%	0%	0%	0%
Total Percent	100%	100%	0%	0%	0%	100%
Total Enrolled	1	1	0	0	0	1
<b>Middle Eastern</b>						
Success	0%	0%	0%	0%	0%	0%
Non-Success	0%	0%	0%	0%	0%	0%
Withdrawal	0%	0%	0%	0%	0%	0%
Total Percent	0%	0%	0%	0%	0%	0%
Total Enrolled	0	0	0	0	0	0
<b>Native American</b>						
Success	0%	50%	0%	0%	0%	0%
Non-Success	0%	0%	0%	0%	0%	0%
Withdrawal	0%	50%	0%	0%	0%	0%

Total Percent	0%	100%	0%	0%	0%	0%
Total Enrolled	<b>0</b>	<b>2</b>	<b>0</b>	<b>0</b>	<b>0</b>	<b>0</b>
<b>Pacific Islander</b>						
Success	0%	0%	0%	0%	0%	0%
Non-Success	0%	0%	0%	0%	0%	0%
Withdrawal	0%	0%	0%	0%	0%	0%
Total Percent	0%	0%	0%	0%	0%	0%
Total Enrolled	<b>0</b>	<b>0</b>	<b>0</b>	<b>0</b>	<b>0</b>	<b>0</b>
<b>White</b>						
Success	100%	0%	33%	100%	100%	100%
Non-Success	0%	0%	0%	0%	0%	0%
Withdrawal	0%	0%	67%	0%	0%	0%
Total Percent	100%	0%	100%	100%	100%	100%
Total Enrolled	<b>2</b>	<b>0</b>	<b>3</b>	<b>1</b>	<b>1</b>	<b>1</b>