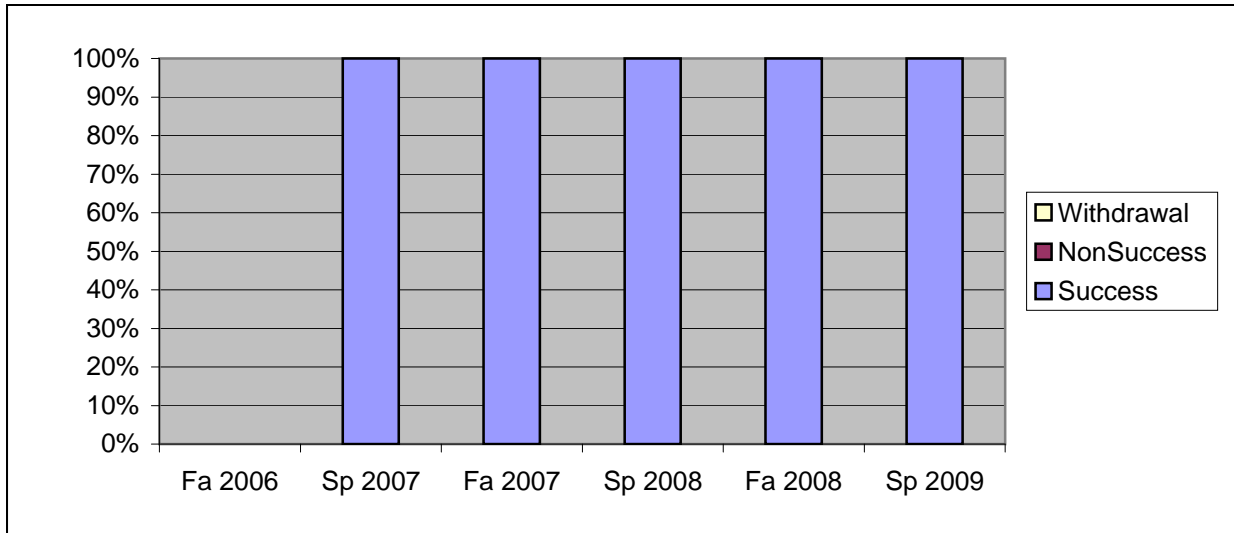
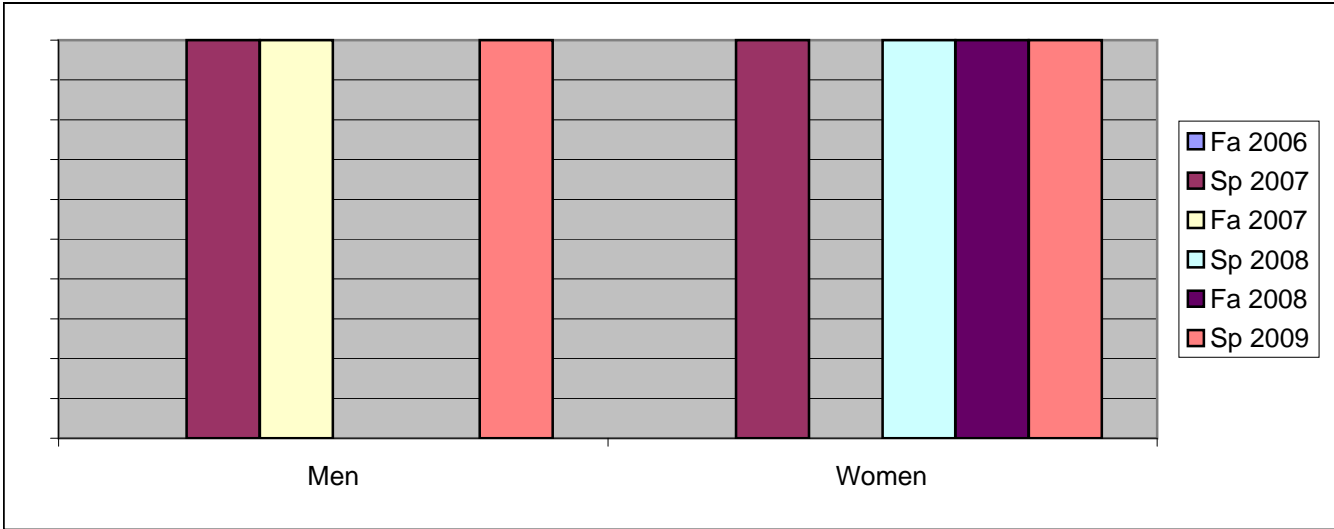


Chabot  
 Success, Non-Success, and Withdrawal Rates By Semester  
 Course: ART 13C



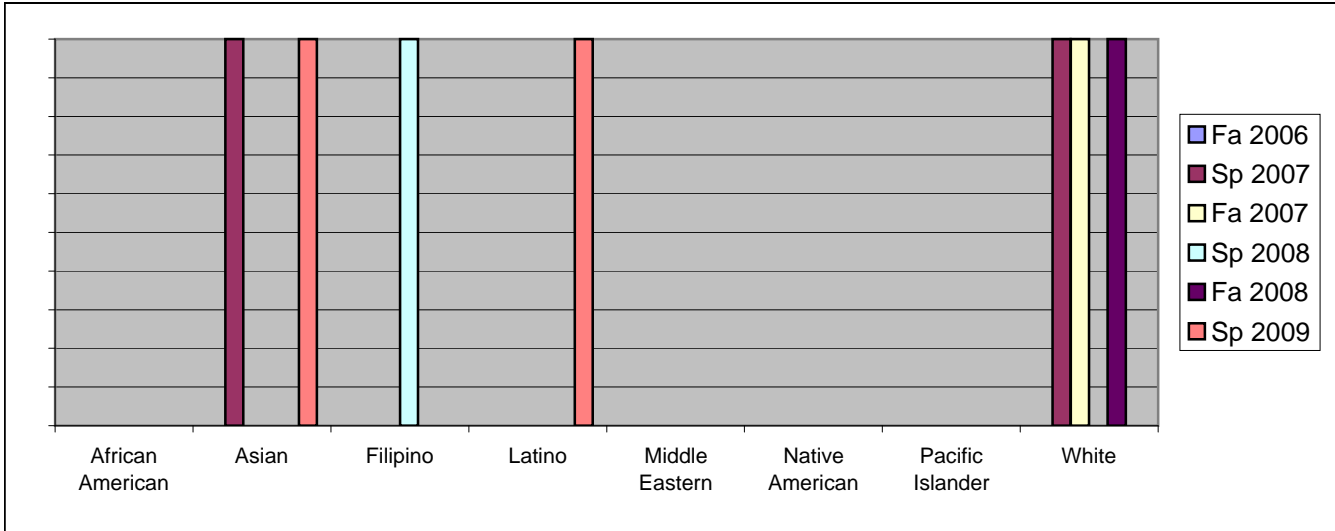
	Fa 2006	Sp 2007	Fa 2007	Sp 2008	Fa 2008	Sp 2009
Success	0%	100%	100%	100%	100%	100%
Non-Success	0%	0%	0%	0%	0%	0%
Withdrawal	0%	0%	0%	0%	0%	0%
Total Percent	0%	100%	100%	100%	100%	100%
Total Enrolled	<b>0</b>	<b>2</b>	<b>1</b>	<b>1</b>	<b>3</b>	<b>2</b>

Chabot  
Success Rates By Gender and Semester  
Course: ART 13C



	Fa 2006	Sp 2007	Fa 2007	Sp 2008	Fa 2008	Sp 2009
<b>Men</b>						
Success	0%	100%	100%	0%	0%	100%
Non-Success	0%	0%	0%	0%	0%	0%
Withdrawal	0%	0%	0%	0%	0%	0%
Total Percent	0%	100%	100%	0%	0%	100%
Total Enrolled	<b>0</b>	<b>1</b>	<b>1</b>	<b>0</b>	<b>0</b>	<b>1</b>
<b>Women</b>						
Success	0%	100%	0%	100%	100%	100%
Non-Success	0%	0%	0%	0%	0%	0%
Withdrawal	0%	0%	0%	0%	0%	0%
Total Percent	0%	100%	0%	100%	100%	100%
Total Enrolled	<b>0</b>	<b>1</b>	<b>0</b>	<b>1</b>	<b>3</b>	<b>1</b>

Chabot  
Success Rates By Ethnicity and Semester  
Course: ART 13C



	Fa 2006	Sp 2007	Fa 2007	Sp 2008	Fa 2008	Sp 2009
<b>African American</b>						
Success	0%	0%	0%	0%	0%	0%
Non-Success	0%	0%	0%	0%	0%	0%
Withdrawal	0%	0%	0%	0%	0%	0%
Total Percent	0%	0%	0%	0%	0%	0%
Total Enrolled	0	0	0	0	0	0
<b>Asian</b>						
Success	0%	100%	0%	0%	0%	100%
Non-Success	0%	0%	0%	0%	0%	0%
Withdrawal	0%	0%	0%	0%	0%	0%
Total Percent	0%	100%	0%	0%	0%	100%
Total Enrolled	0	1	0	0	0	1
<b>Filipino</b>						
Success	0%	0%	0%	100%	0%	0%
Non-Success	0%	0%	0%	0%	0%	0%
Withdrawal	0%	0%	0%	0%	0%	0%
Total Percent	0%	0%	0%	100%	0%	0%
Total Enrolled	0	0	0	1	0	0
<b>Latino</b>						
Success	0%	0%	0%	0%	0%	100%
Non-Success	0%	0%	0%	0%	0%	0%
Withdrawal	0%	0%	0%	0%	0%	0%
Total Percent	0%	0%	0%	0%	0%	100%
Total Enrolled	0	0	0	0	0	1
<b>Middle Eastern</b>						
Success	0%	0%	0%	0%	0%	0%
Non-Success	0%	0%	0%	0%	0%	0%
Withdrawal	0%	0%	0%	0%	0%	0%
Total Percent	0%	0%	0%	0%	0%	0%
Total Enrolled	0	0	0	0	0	0
<b>Native American</b>						
Success	0%	0%	0%	0%	0%	0%
Non-Success	0%	0%	0%	0%	0%	0%
Withdrawal	0%	0%	0%	0%	0%	0%

Total Percent	0%	0%	0%	0%	0%	0%
Total Enrolled	<b>0</b>	<b>0</b>	<b>0</b>	<b>0</b>	<b>0</b>	<b>0</b>
<b>Pacific Islander</b>						
Success	0%	0%	0%	0%	0%	0%
Non-Success	0%	0%	0%	0%	0%	0%
Withdrawal	0%	0%	0%	0%	0%	0%
Total Percent	0%	0%	0%	0%	0%	0%
Total Enrolled	<b>0</b>	<b>0</b>	<b>0</b>	<b>0</b>	<b>0</b>	<b>0</b>
<b>White</b>						
Success	0%	100%	100%	0%	100%	0%
Non-Success	0%	0%	0%	0%	0%	0%
Withdrawal	0%	0%	0%	0%	0%	0%
Total Percent	0%	100%	100%	0%	100%	0%
Total Enrolled	<b>0</b>	<b>1</b>	<b>1</b>	<b>0</b>	<b>3</b>	<b>0</b>