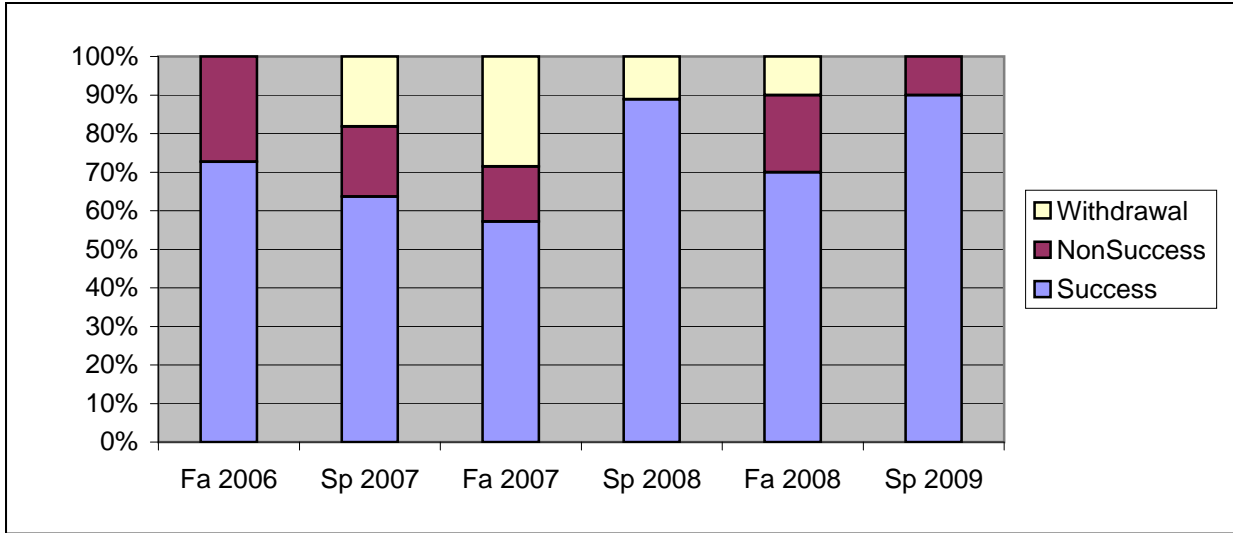
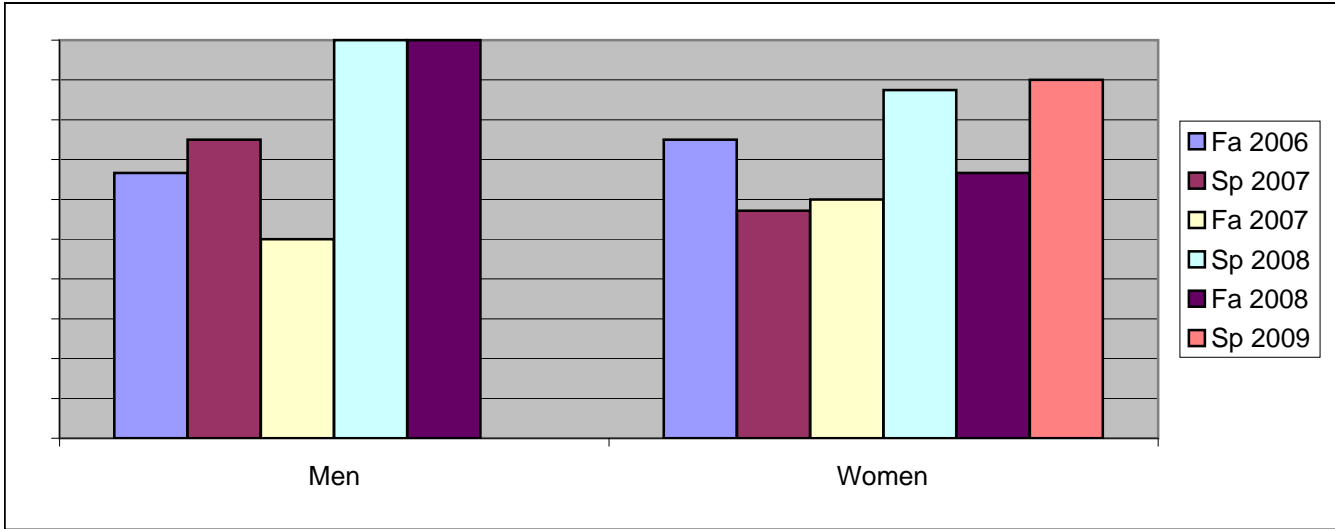


Chabot
 Success, Non-Success, and Withdrawal Rates By Semester
 Course: ART 16D



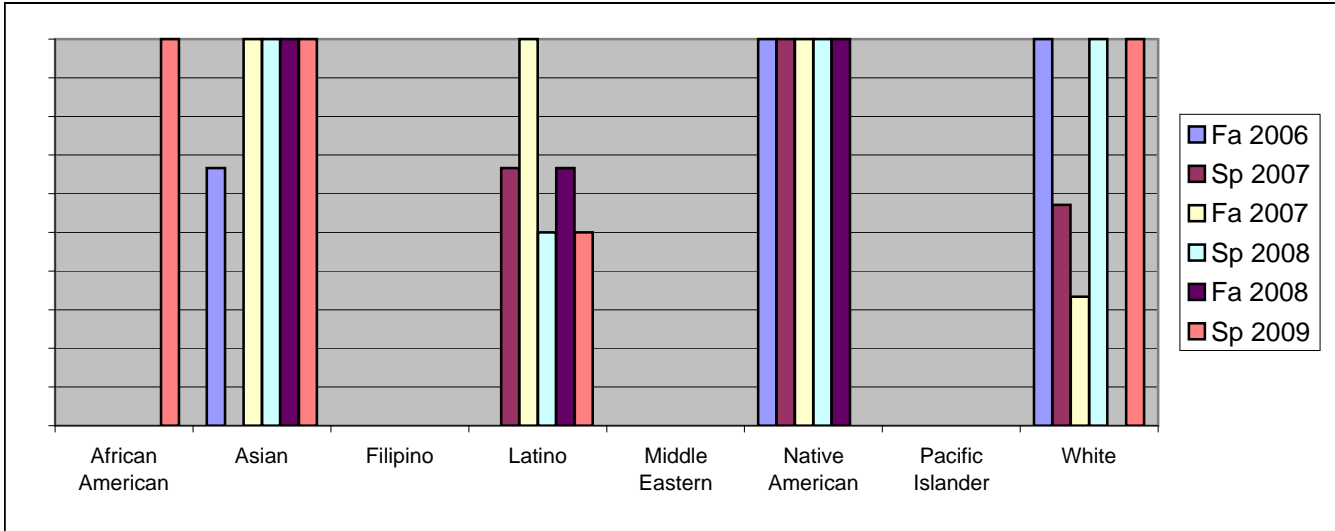
	Fa 2006	Sp 2007	Fa 2007	Sp 2008	Fa 2008	Sp 2009
Success	73%	64%	57%	89%	70%	90%
Non-Success	27%	18%	14%	0%	20%	10%
Withdrawal	0%	18%	29%	11%	10%	0%
Total Percent	100%	100%	100%	100%	100%	100%
Total Enrolled	11	11	7	9	10	10

Chabot
Success Rates By Gender and Semester
Course: ART 16D



	Fa 2006	Sp 2007	Fa 2007	Sp 2008	Fa 2008	Sp 2009
Men						
Success	67%	75%	50%	100%	100%	0%
Non-Success	33%	25%	0%	0%	0%	0%
Withdrawal	0%	0%	50%	0%	0%	0%
Total Percent	100%	100%	100%	100%	100%	0%
Total Enrolled	3	4	2	1	1	0
Women						
Success	75%	57%	60%	88%	67%	90%
Non-Success	25%	14%	20%	0%	22%	10%
Withdrawal	0%	29%	20%	13%	11%	0%
Total Percent	100%	100%	100%	100%	100%	100%
Total Enrolled	8	7	5	8	9	10

Chabot
Success Rates By Ethnicity and Semester
Course: ART 16D



	Fa 2006	Sp 2007	Fa 2007	Sp 2008	Fa 2008	Sp 2009
African American						
Success	0%	0%	0%	0%	0%	100%
Non-Success	0%	0%	100%	0%	100%	0%
Withdrawal	0%	0%	0%	0%	0%	0%
Total Percent	0%	0%	100%	0%	100%	100%
Total Enrolled	0	0	1	0	1	1
Asian						
Success	67%	0%	100%	100%	100%	100%
Non-Success	33%	0%	0%	0%	0%	0%
Withdrawal	0%	0%	0%	0%	0%	0%
Total Percent	100%	0%	100%	100%	100%	100%
Total Enrolled	3	0	1	1	2	2
Filipino						
Success	0%	0%	0%	0%	0%	0%
Non-Success	0%	0%	0%	0%	0%	0%
Withdrawal	0%	0%	0%	0%	0%	0%
Total Percent	0%	0%	0%	0%	0%	0%
Total Enrolled	0	0	0	0	0	0
Latino						
Success	0%	67%	100%	50%	67%	50%
Non-Success	100%	33%	0%	0%	33%	50%
Withdrawal	0%	0%	0%	50%	0%	0%
Total Percent	100%	100%	100%	100%	100%	100%
Total Enrolled	2	3	1	2	3	2
Middle Eastern						
Success	0%	0%	0%	0%	0%	0%
Non-Success	0%	0%	0%	0%	0%	0%
Withdrawal	0%	0%	0%	0%	0%	0%
Total Percent	0%	0%	0%	0%	0%	0%
Total Enrolled	0	0	0	0	0	0
Native American						
Success	100%	100%	100%	100%	100%	0%
Non-Success	0%	0%	0%	0%	0%	0%
Withdrawal	0%	0%	0%	0%	0%	0%

Total Percent	100%	100%	100%	100%	100%	0%
Total Enrolled	1	1	1	2	1	0
Pacific Islander						
Success	0%	0%	0%	0%	0%	0%
Non-Success	0%	0%	0%	0%	0%	0%
Withdrawal	0%	0%	0%	0%	0%	0%
Total Percent	0%	0%	0%	0%	0%	0%
Total Enrolled	0	0	0	0	0	0
White						
Success	100%	57%	33%	100%	0%	100%
Non-Success	0%	14%	0%	0%	0%	0%
Withdrawal	0%	29%	67%	0%	100%	0%
Total Percent	100%	100%	100%	100%	100%	100%
Total Enrolled	5	7	3	2	1	3