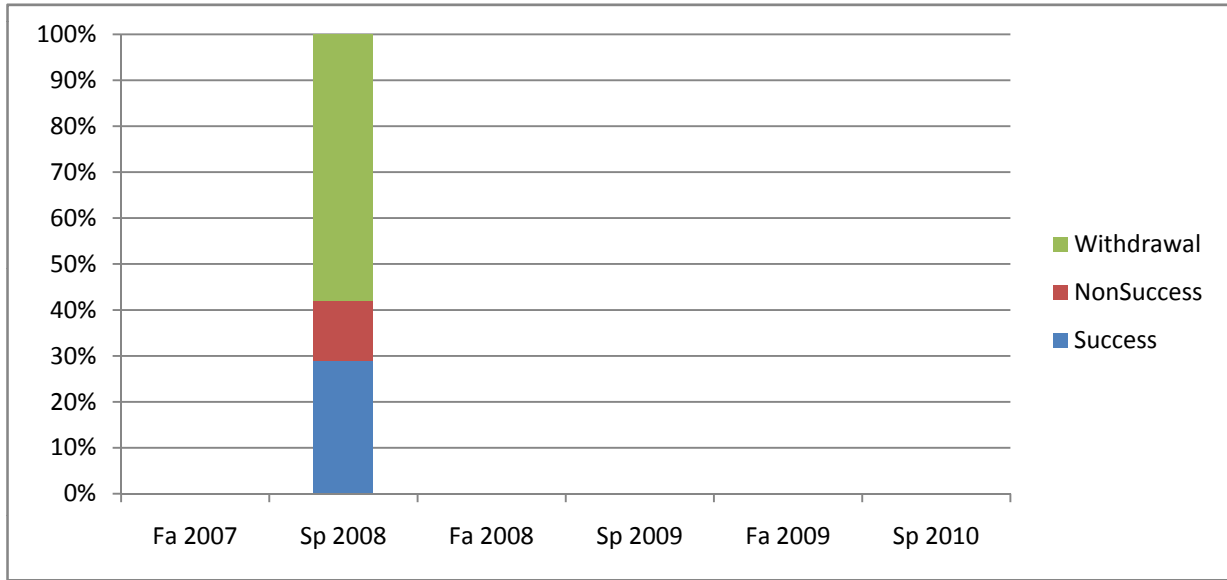
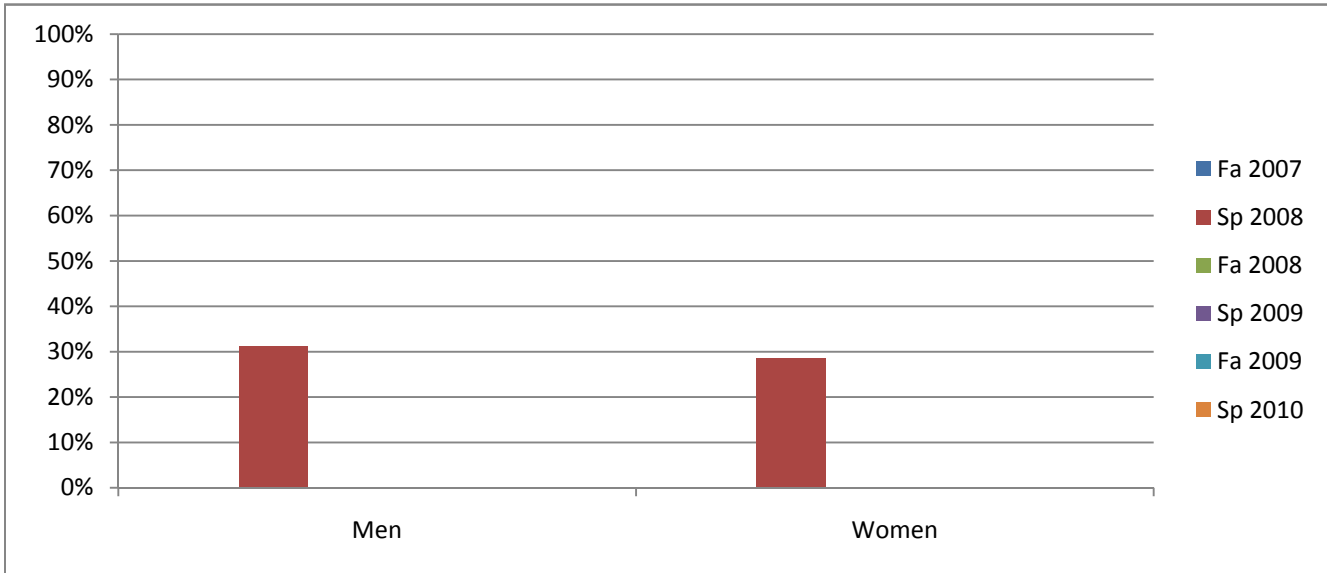


Chabot
 Success, Non-Success, and Withdrawal Rates By Semester
 Course: MCOM 35



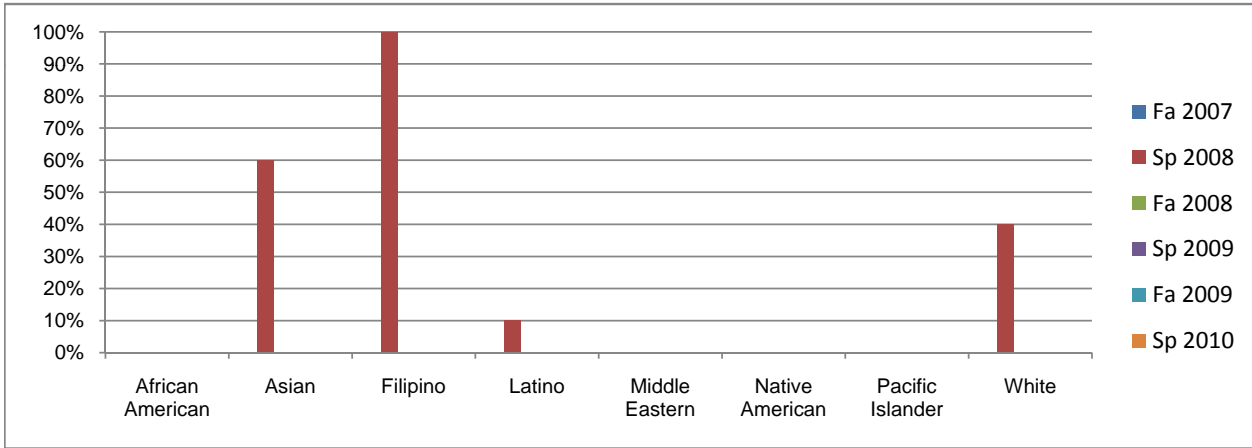
	Fa 2007	Sp 2008	Fa 2008	Sp 2009	Fa 2009	Sp 2010
Success	0%	29%	0%	0%	0%	0%
Non-Success	0%	13%	0%	0%	0%	0%
Withdrawal	0%	58%	0%	0%	0%	0%
Total Percent	0%	100%	0%	0%	0%	0%
Total Enrolled	0	31	0	0	0	0

Chabot
 Success Rates By Gender and Semester
 Course: MCOM 35



	Fa 2007	Sp 2008	Fa 2008	Sp 2009	Fa 2009	Sp 2010
Men						
Success	0%	31%	0%	0%	0%	0%
Non-Success	0%	13%	0%	0%	0%	0%
Withdrawal	0%	56%	0%	0%	0%	0%
Total Percent	0%	100%	0%	0%	0%	0%
Total Enrolled	0	16	0	0	0	0
Women						
Success	0%	29%	0%	0%	0%	0%
Non-Success	0%	14%	0%	0%	0%	0%
Withdrawal	0%	57%	0%	0%	0%	0%
Total Percent	0%	100%	0%	0%	0%	0%
Total Enrolled	0	14	0	0	0	0

Chabot
Success Rates By Ethnicity and Semester
Course: MCOM 35



	Fa 2007	Sp 2008	Fa 2008	Sp 2009	Fa 2009	Sp 2010
African American						
Success	0%	0%	0%	0%	0%	0%
Non-Success	0%	33%	0%	0%	0%	0%
Withdrawal	0%	67%	0%	0%	0%	0%
Total Percent	0%	100%	0%	0%	0%	0%
Total Enrolled	0	3	0	0	0	0
Asian						
Success	0%	60%	0%	0%	0%	0%
Non-Success	0%	20%	0%	0%	0%	0%
Withdrawal	0%	20%	0%	0%	0%	0%
Total Percent	0%	100%	0%	0%	0%	0%
Total Enrolled	0	5	0	0	0	0
Filipino						
Success	0%	100%	0%	0%	0%	0%
Non-Success	0%	0%	0%	0%	0%	0%
Withdrawal	0%	0%	0%	0%	0%	0%
Total Percent	0%	100%	0%	0%	0%	0%
Total Enrolled	0	1	0	0	0	0
Latino						
Success	0%	10%	0%	0%	0%	0%
Non-Success	0%	10%	0%	0%	0%	0%
Withdrawal	0%	80%	0%	0%	0%	0%
Total Percent	0%	100%	0%	0%	0%	0%
Total Enrolled	0	10	0	0	0	0
Middle Eastern						
Success	0%	0%	0%	0%	0%	0%
Non-Success	0%	0%	0%	0%	0%	0%
Withdrawal	0%	0%	0%	0%	0%	0%
Total Percent	0%	0%	0%	0%	0%	0%
Total Enrolled	0	0	0	0	0	0
Native American						
Success	0%	0%	0%	0%	0%	0%
Non-Success	0%	0%	0%	0%	0%	0%
Withdrawal	0%	100%	0%	0%	0%	0%
Total Percent	0%	100%	0%	0%	0%	0%
Total Enrolled	0	1	0	0	0	0
Pacific Islander						
Success	0%	0%	0%	0%	0%	0%
Non-Success	0%	0%	0%	0%	0%	0%
Withdrawal	0%	0%	0%	0%	0%	0%
Total Percent	0%	0%	0%	0%	0%	0%
Total Enrolled	0	0	0	0	0	0
White						
Success	0%	40%	0%	0%	0%	0%
Non-Success	0%	10%	0%	0%	0%	0%
Withdrawal	0%	50%	0%	0%	0%	0%
Total Percent	0%	100%	0%	0%	0%	0%
Total Enrolled	0	10	0	0	0	0