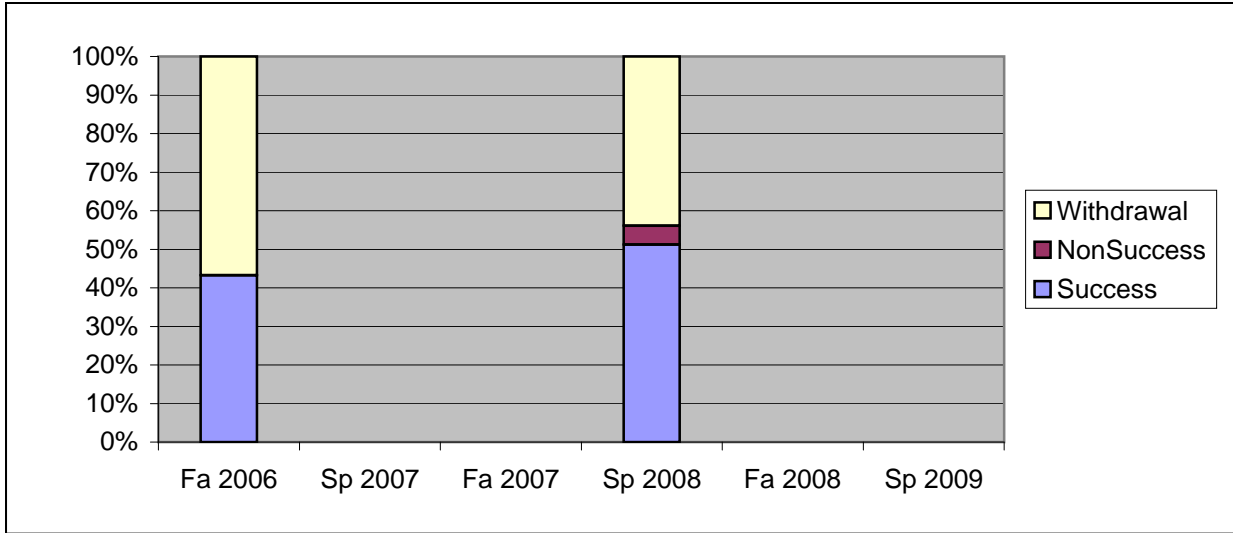
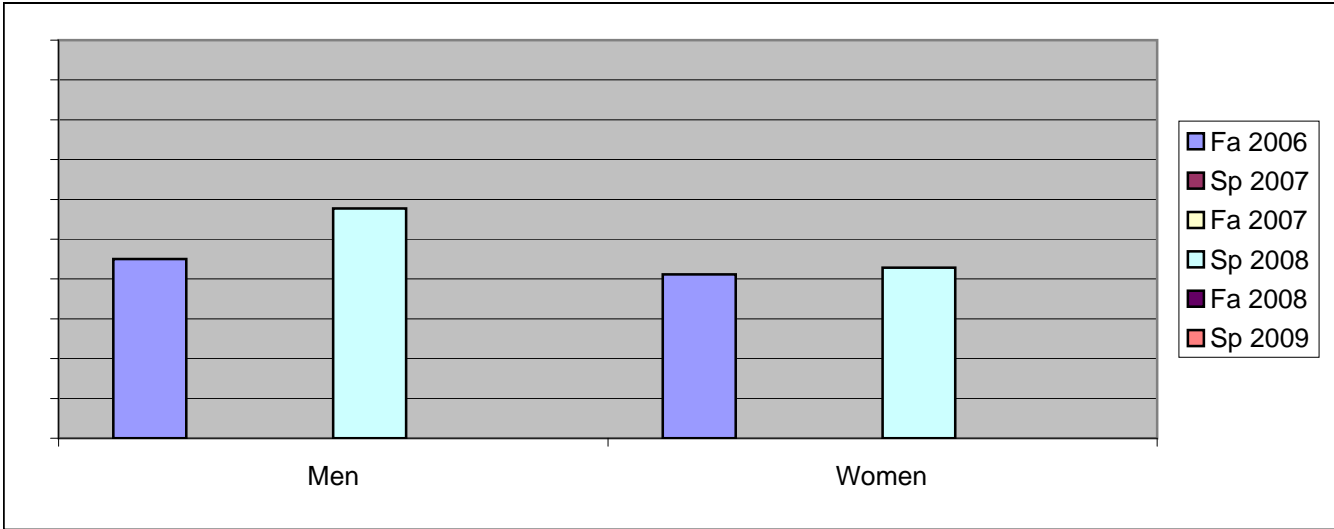


Chabot
 Success, Non-Success, and Withdrawal Rates By Semester
 Course: MTH 20W



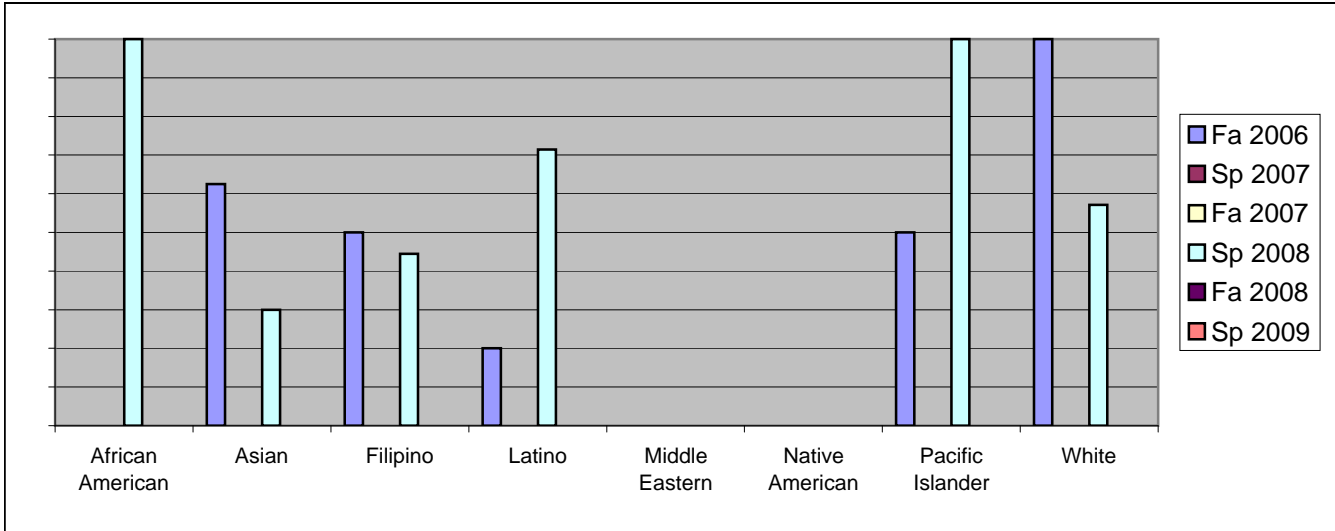
	Fa 2006	Sp 2007	Fa 2007	Sp 2008	Fa 2008	Sp 2009
Success	43%	0%	0%	51%	0%	0%
Non-Success	0%	0%	0%	5%	0%	0%
Withdrawal	57%	0%	0%	44%	0%	0%
Total Percent	100%	0%	0%	100%	0%	0%
Total Enrolled	37	0	0	41	0	0

Chabot
 Success Rates By Gender and Semester
 Course: MTH 20W



	Fa 2006	Sp 2007	Fa 2007	Sp 2008	Fa 2008	Sp 2009
Men						
Success	45%	0%	0%	58%	0%	0%
Non-Success	0%	0%	0%	8%	0%	0%
Withdrawal	55%	0%	0%	35%	0%	0%
Total Percent	100%	0%	0%	100%	0%	0%
Total Enrolled	20	0	0	26	0	0
Women						
Success	41%	0%	0%	43%	0%	0%
Non-Success	0%	0%	0%	0%	0%	0%
Withdrawal	59%	0%	0%	57%	0%	0%
Total Percent	100%	0%	0%	100%	0%	0%
Total Enrolled	17	0	0	14	0	0

Chabot
Success Rates By Ethnicity and Semester
Course: MTH 20W



	Fa 2006	Sp 2007	Fa 2007	Sp 2008	Fa 2008	Sp 2009
African American						
Success	0%	0%	0%	100%	0%	0%
Non-Success	0%	0%	0%	0%	0%	0%
Withdrawal	100%	0%	0%	0%	0%	0%
Total Percent	100%	0%	0%	100%	0%	0%
Total Enrolled	4	0	0	1	0	0
Asian						
Success	63%	0%	0%	30%	0%	0%
Non-Success	0%	0%	0%	10%	0%	0%
Withdrawal	38%	0%	0%	60%	0%	0%
Total Percent	100%	0%	0%	100%	0%	0%
Total Enrolled	8	0	0	10	0	0
Filipino						
Success	50%	0%	0%	44%	0%	0%
Non-Success	0%	0%	0%	11%	0%	0%
Withdrawal	50%	0%	0%	44%	0%	0%
Total Percent	100%	0%	0%	100%	0%	0%
Total Enrolled	4	0	0	9	0	0
Latino						
Success	20%	0%	0%	71%	0%	0%
Non-Success	0%	0%	0%	0%	0%	0%
Withdrawal	80%	0%	0%	29%	0%	0%
Total Percent	100%	0%	0%	100%	0%	0%
Total Enrolled	10	0	0	7	0	0
Middle Eastern						
Success	0%	0%	0%	0%	0%	0%
Non-Success	0%	0%	0%	0%	0%	0%
Withdrawal	0%	0%	0%	0%	0%	0%
Total Percent	0%	0%	0%	0%	0%	0%
Total Enrolled	0	0	0	0	0	0
Native American						
Success	0%	0%	0%	0%	0%	0%
Non-Success	0%	0%	0%	0%	0%	0%
Withdrawal	0%	0%	0%	0%	0%	0%

Total Percent	0%	0%	0%	0%	0%	0%
Total Enrolled	0	0	0	0	0	0
Pacific Islander						
Success	50%	0%	0%	100%	0%	0%
Non-Success	0%	0%	0%	0%	0%	0%
Withdrawal	50%	0%	0%	0%	0%	0%
Total Percent	100%	0%	0%	100%	0%	0%
Total Enrolled	2	0	0	1	0	0
White						
Success	100%	0%	0%	57%	0%	0%
Non-Success	0%	0%	0%	0%	0%	0%
Withdrawal	0%	0%	0%	43%	0%	0%
Total Percent	100%	0%	0%	100%	0%	0%
Total Enrolled	4	0	0	7	0	0