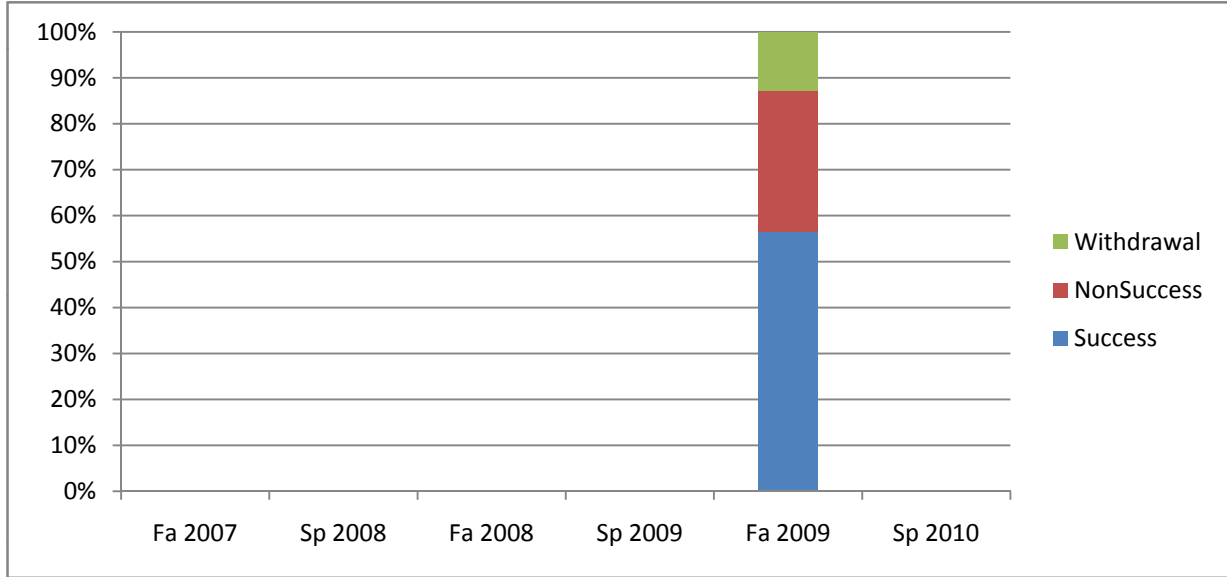
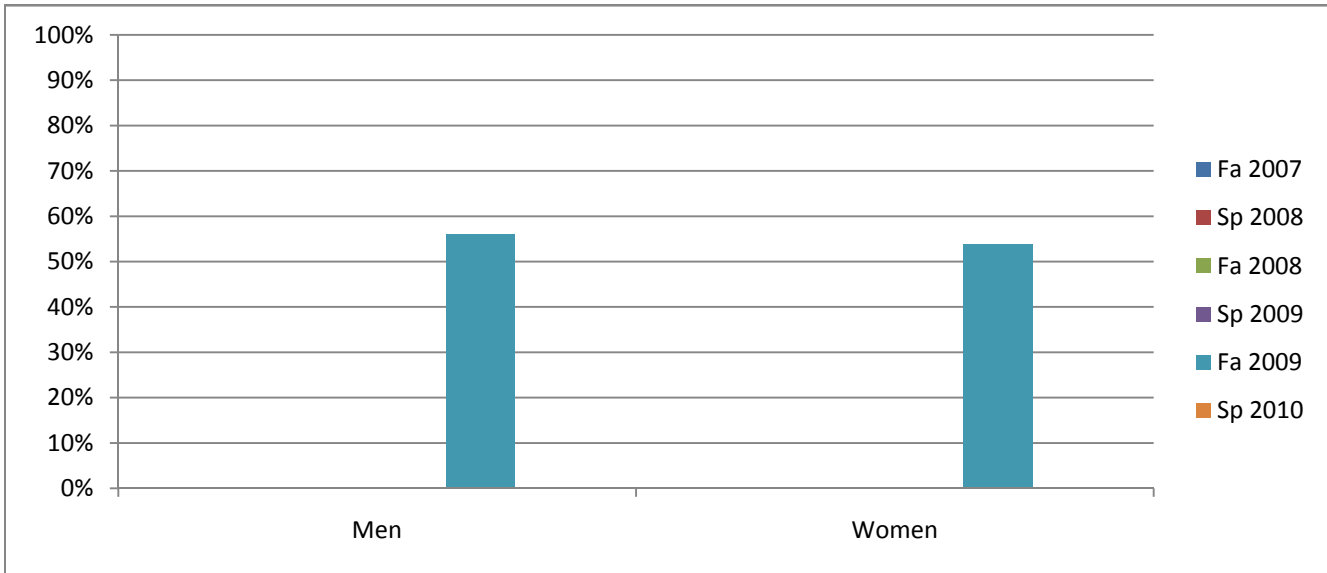


Chabot
 Success, Non-Success, and Withdrawal Rates By Semester
 Course: HIS 3



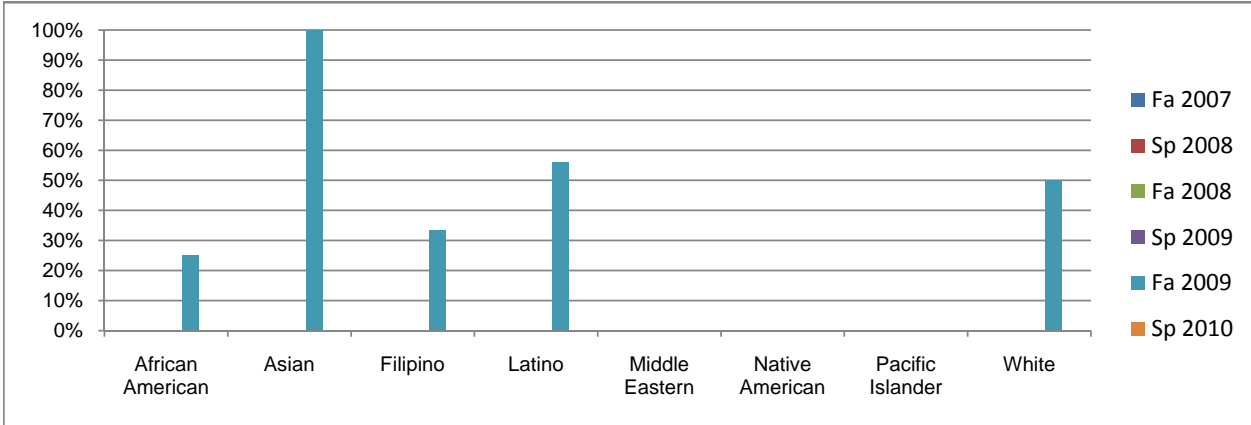
	Fa 2007	Sp 2008	Fa 2008	Sp 2009	Fa 2009	Sp 2010
Success	0%	0%	0%	0%	56%	0%
Non-Success	0%	0%	0%	0%	31%	0%
Withdrawal	0%	0%	0%	0%	13%	0%
Total Percent	0%	0%	0%	0%	100%	0%
Total Enrolled	0	0	0	0	39	0

Chabot
 Success Rates By Gender and Semester
 Course: HIS 3



	Fa 2007	Sp 2008	Fa 2008	Sp 2009	Fa 2009	Sp 2010
Men						
Success	0%	0%	0%	0%	56%	0%
Non-Success	0%	0%	0%	0%	32%	0%
Withdrawal	0%	0%	0%	0%	12%	0%
Total Percent	0%	0%	0%	0%	100%	0%
Total Enrolled	0	0	0	0	25	0
Women						
Success	0%	0%	0%	0%	54%	0%
Non-Success	0%	0%	0%	0%	31%	0%
Withdrawal	0%	0%	0%	0%	15%	0%
Total Percent	0%	0%	0%	0%	100%	0%
Total Enrolled	0	0	0	0	13	0

Chabot
Success Rates By Ethnicity and Semester
Course: HIS 3



	Fa 2007	Sp 2008	Fa 2008	Sp 2009	Fa 2009	Sp 2010
African American						
Success	0%	0%	0%	0%	25%	0%
Non-Success	0%	0%	0%	0%	50%	0%
Withdrawal	0%	0%	0%	0%	25%	0%
Total Percent	0%	0%	0%	0%	100%	0%
Total Enrolled	0	0	0	0	4	0
Asian						
Success	0%	0%	0%	0%	100%	0%
Non-Success	0%	0%	0%	0%	0%	0%
Withdrawal	0%	0%	0%	0%	0%	0%
Total Percent	0%	0%	0%	0%	100%	0%
Total Enrolled	0	0	0	0	2	0
Filipino						
Success	0%	0%	0%	0%	33%	0%
Non-Success	0%	0%	0%	0%	33%	0%
Withdrawal	0%	0%	0%	0%	33%	0%
Total Percent	0%	0%	0%	0%	100%	0%
Total Enrolled	0	0	0	0	3	0
Latino						
Success	0%	0%	0%	0%	56%	0%
Non-Success	0%	0%	0%	0%	38%	0%
Withdrawal	0%	0%	0%	0%	6%	0%
Total Percent	0%	0%	0%	0%	100%	0%
Total Enrolled	0	0	0	0	16	0
Middle Eastern						
Success	0%	0%	0%	0%	0%	0%
Non-Success	0%	0%	0%	0%	0%	0%
Withdrawal	0%	0%	0%	0%	0%	0%
Total Percent	0%	0%	0%	0%	0%	0%
Total Enrolled	0	0	0	0	0	0
Native American						
Success	0%	0%	0%	0%	0%	0%
Non-Success	0%	0%	0%	0%	0%	0%
Withdrawal	0%	0%	0%	0%	0%	0%
Total Percent	0%	0%	0%	0%	0%	0%
Total Enrolled	0	0	0	0	0	0
Pacific Islander						
Success	0%	0%	0%	0%	0%	0%
Non-Success	0%	0%	0%	0%	0%	0%
Withdrawal	0%	0%	0%	0%	0%	0%
Total Percent	0%	0%	0%	0%	0%	0%
Total Enrolled	0	0	0	0	0	0
White						
Success	0%	0%	0%	0%	50%	0%
Non-Success	0%	0%	0%	0%	30%	0%
Withdrawal	0%	0%	0%	0%	20%	0%
Total Percent	0%	0%	0%	0%	100%	0%
Total Enrolled	0	0	0	0	10	0