



CHABOT  
COLLEGE

# SPRING 2020 FACT SHEET FINAL

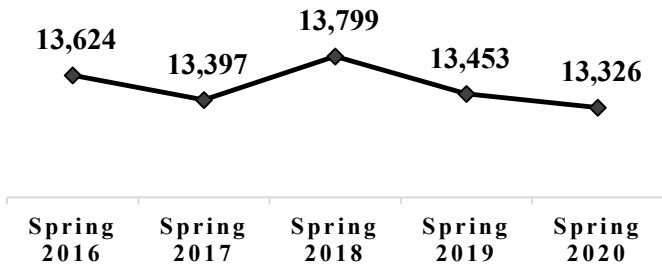
## Chabot College | WWW.CHABOTCOLLEGE.EDU

### Student Enrollment

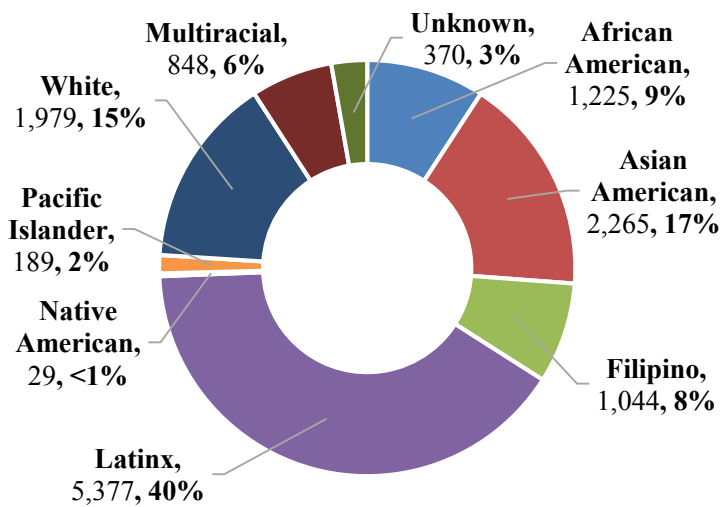
Unduplicated Headcount	13,326
Full-Time Equivalent (FTES)	4,042*

\*From CCCCCO Data Mart

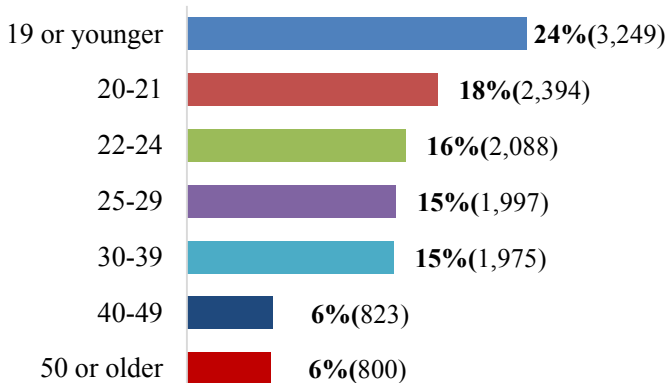
### Five-Year Trend (Headcount)



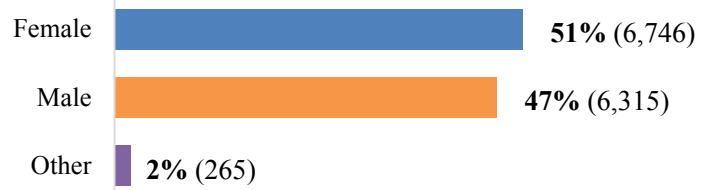
### Race-Ethnicity



### Age



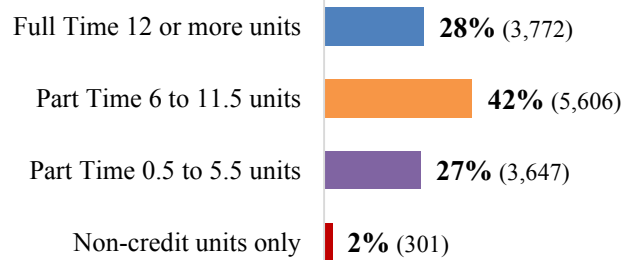
### Gender



### Citizenship

U.S. Citizen	11,447	86%
Permanent Resident	1,237	9%
Student Visa	71	1%
Other/Unknown	571	4%

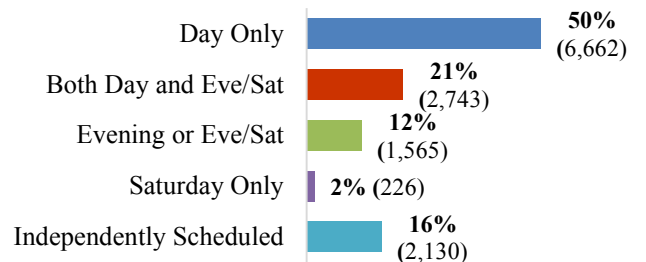
### Attendance Status



### Educational Goal

Transfer	6,961	52%
Degree Only	1,000	8%
Occupational certificate or job training	2,338	18%
Personal development	1,006	8%
Undecided	1,586	12%
Other/Unknown	435	3%

### Enrollment Pattern



### Annual Enrollment (2019-2020)

Unduplicated Headcount (Sum19, Fall 19 & Spr 20)	21,066
--	--------



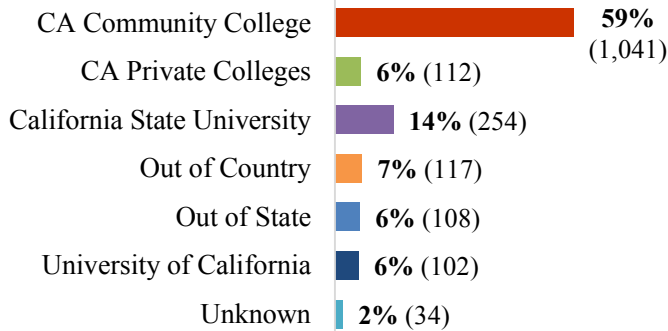
# SPRING 2020 FACT SHEET FINAL

## Chabot College | WWW.CHABOTCOLLEGE.EDU

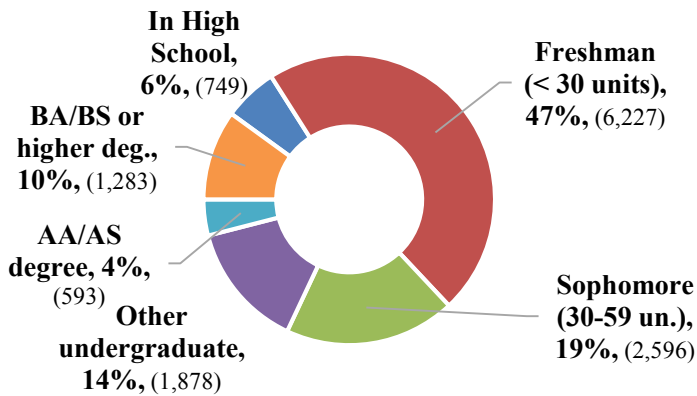
### Enrollment Status

First time any college	737	6%
First time transfer	999	7%
Returning transfer	769	6%
Returning	10	<1%
Continuing	10,299	77%
In High School	512	4%

### Transfer Students: Previous College



### Student Educational Level



### Residence (cities with 100+ students)

Hayward*	4,339	33%
San Leandro*	1,911	14%
Union City*	932	7%
Castro Valley*	904	7%
Oakland	866	7%
San Lorenzo*	732	5%
Fremont	608	4%
Newark	224	2%
Tracy	205	2%
Livermore*	203	2%
Pleasanton*	180	1%
Dublin*	167	1%
San Diego	119	1%
Alameda	117	1%
San Jose	112	1%
Other cities	1,707	13%

Note: \*Cities in the District include Castro Valley, Hayward, San Leandro, San Lorenzo, Union City, Dublin, Livermore, and Pleasanton.

### Official Residence (tuition purposes)

California Resident	12,860	97%
Out-of-state	304	2%
Out-of-country	162	1%

Note: "California Resident" category includes students who are exempt by law from paying non-resident tuition fees.

### High School Districts (of First Time College Students)

