



CHABOT
COLLEGE

SPRING 2021 FACT SHEET FINAL

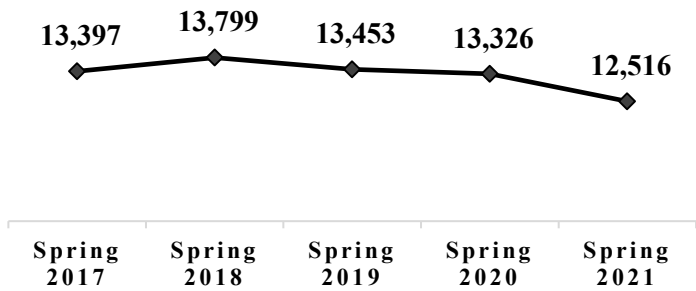
Chabot College | WWW.CHABOTCOLLEGE.EDU

Student Enrollment

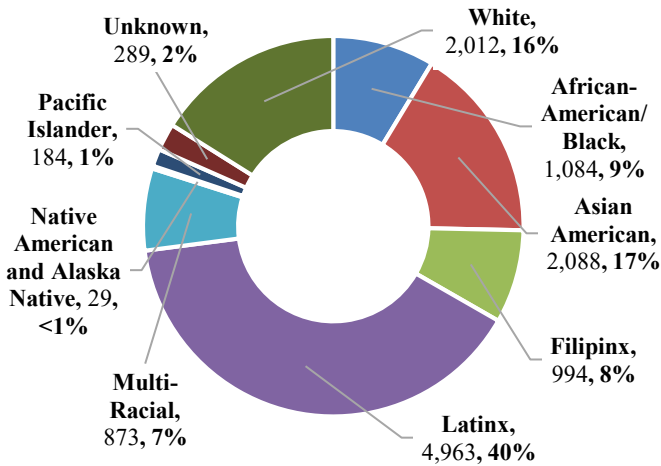
Unduplicated Headcount	12,516
Full-Time Equivalent (FTES)	4,081*

*From the CLPCCD Argos Tool, as of 8/23/2021 (no exclusions)

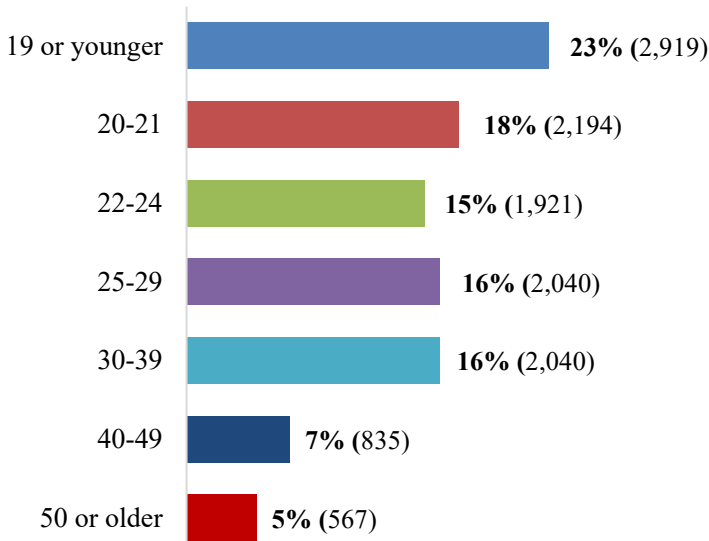
Five-Year Trend (Headcount)



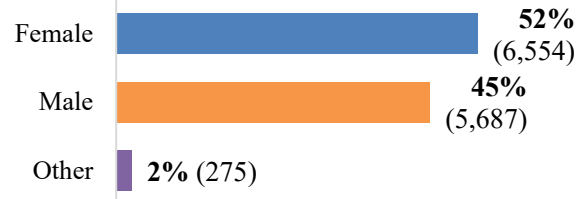
Race-Ethnicity



Age



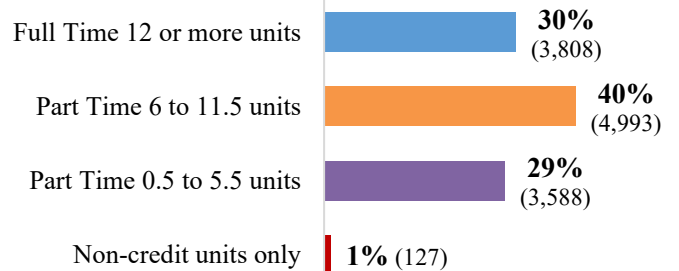
Gender



Citizenship

Citizenship	Count	Percentage
U.S. Citizen	10,934	87%
Permanent Resident	1,043	8%
Student Visa	62	<1%
Other	477	4%

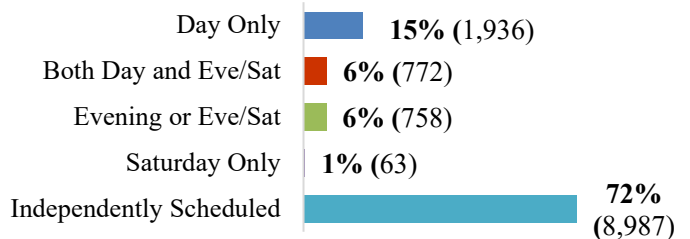
Attendance Status



Educational Goal

Educational Goal	Count	Percentage
Transfer (with/without AA/AS)	6,645	53%
AA/AS Degree only	944	8%
Occupational certificate or job training	2,306	18%
Personal development	820	7%
Undecided	1,371	11%
Other / Unknown	430	3%

Enrollment Pattern



Annual Enrollment (2020-2021)

Unduplicated Headcount (Sum20, Fall 20 & Spr 21)	19,590
--	---------------



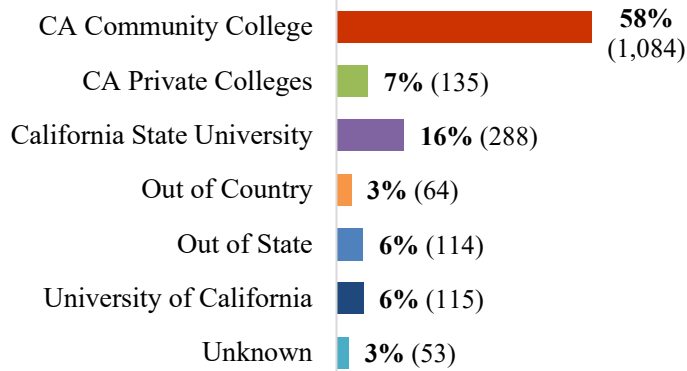
SPRING 2021 FACT SHEET FINAL

Chabot College | WWW.CHABOTCOLLEGE.EDU

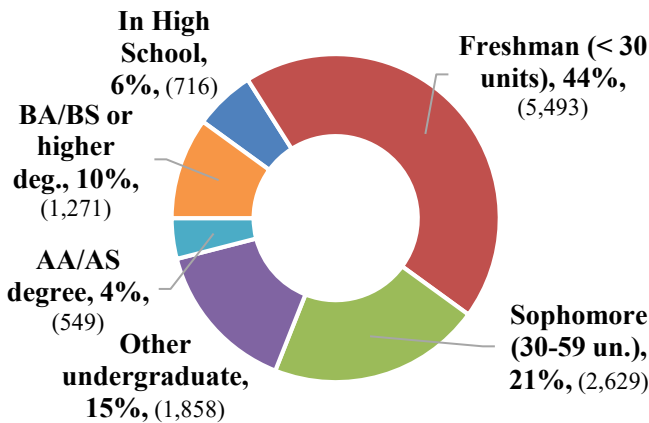
Enrollment Status

First time any college	800	6%
First time transfer	926	7%
Returning transfer	927	7%
Returning	4	<1%
Continuing	9,344	75%
In High School	515	4%

Transfer Students: Previous College



Student Educational Level



Residence (cities with 100+ students)

Hayward*	3,753	30%
San Leandro*	1,625	13%
Castro Valley*	859	7%
Union City*	793	6%
Oakland	790	6%
San Lorenzo*	564	5%
Fremont	549	4%
Livermore*	363	3%
Tracy	270	2%
Pleasanton*	257	2%
Dublin*	247	2%
Newark	163	1%
San Jose	127	1%
Alameda	116	1%
Other cities	2,040	16%

Note: *Cities in the District include Castro Valley, Hayward, San Leandro, San Lorenzo, Union City, Dublin, Livermore, and Pleasanton.

Official Residence (tuition purposes)

California Resident	12,161	97%
Out-of-state	225	2%
Out-of-country	130	1%

Note: "California Resident" category includes students who are exempt by law from paying non-resident tuition fees.

High School Districts (of First Time College Students)

