



# ACCJC's Institutional Effectiveness Indicators: Institution-Set Standards and Stretch Goals

Dr. Cynthia Gordon da Cruz  
Institutional Research Chabot College  
February 2021



## Thank you to:



- ★ Pravnoor Kaur (OIR Student Assistant)
- ★ Svetlana Tkachenko (OIR Part-time Research Analyst)
- ★ For their work on this PowerPoint.





# Presentation Agenda



- ★ Background on ACCJC Definitions and Goal Setting at Chabot
- ★ Did we reach our targets in 2019-20 for the six ACCJC indicators?
- ★ Goal Setting for 2020-21



# Background on ACCJC Definitions and Goal Setting at Chabot





# ACCJC GOAL Setting



For each indicator, we must set:

- ★ **Institution-Set Standards:** a minimum baseline value we should not drop below, the “floor”
- ★ **Stretch Goals:** a goal above our current level of performance that we aspire to achieve





# ACCJC GOAL Setting



Six Indicators for which we must goal set:

1. Successful Course Completion Rates
2. Number of Certificates Awarded
3. Number of Associate Degrees Awarded
4. Transfers
5. Licensure Examination Pass Rates
6. Employment Rates for Career and Technical Education Students





# How do we goal set at Chabot?

- ❖ Standard Deviation Method of Goal Setting
  - ❖ Use the most recent five years of data on an indicator/metric (e.g., Number of Degrees Awarded)
  - ❖ Calculate a standard deviation of the metric to see how much the metric varies, on average
  - ❖ Use for metrics with reasonable sample sizes





# STANDARD DEVIATION METHOD OF GOAL SETTING

To develop accreditation “Institution-Set Standards” (floor)

- ❑ Multiply the standard deviation by 1.96 and subtract it from the most recent measurement.
- ❑ Why?
  - ❑ 95% of values fall 1.96 standard deviations above and below the mean
  - ❑ It would be statistically very unlikely to fall below this number by chance.
  - ❑ Therefore, if we fall below, we can reasonably assume that we have done something differently that did not work (or a world pandemic happened).







# STANDARD DEVIATION METHOD OF GOAL SETTING

To develop accreditation “Stretch Goals”

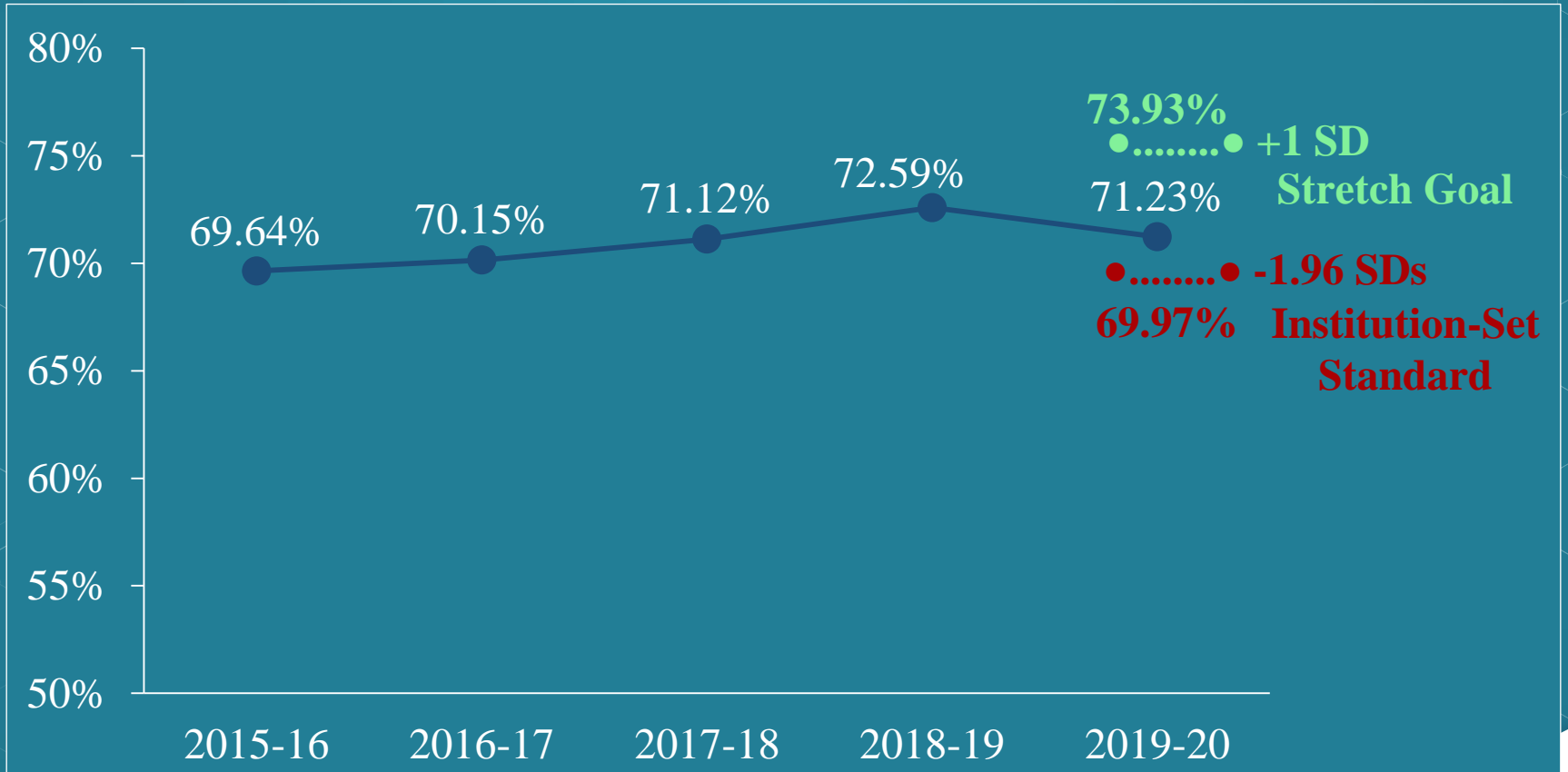
- ❑ Add one standard deviation to most recent measurement
- ❑ Why?
  - ❑ 68% of values fall one standard deviation above and below the mean
  - ❑ If we land above this value, we could reasonably attribute it to something we had done (as opposed to chance), but it is statistically likely to reach every so often.
- ❑ Watch indicator/metric year over year to see if we stay at this new higher level



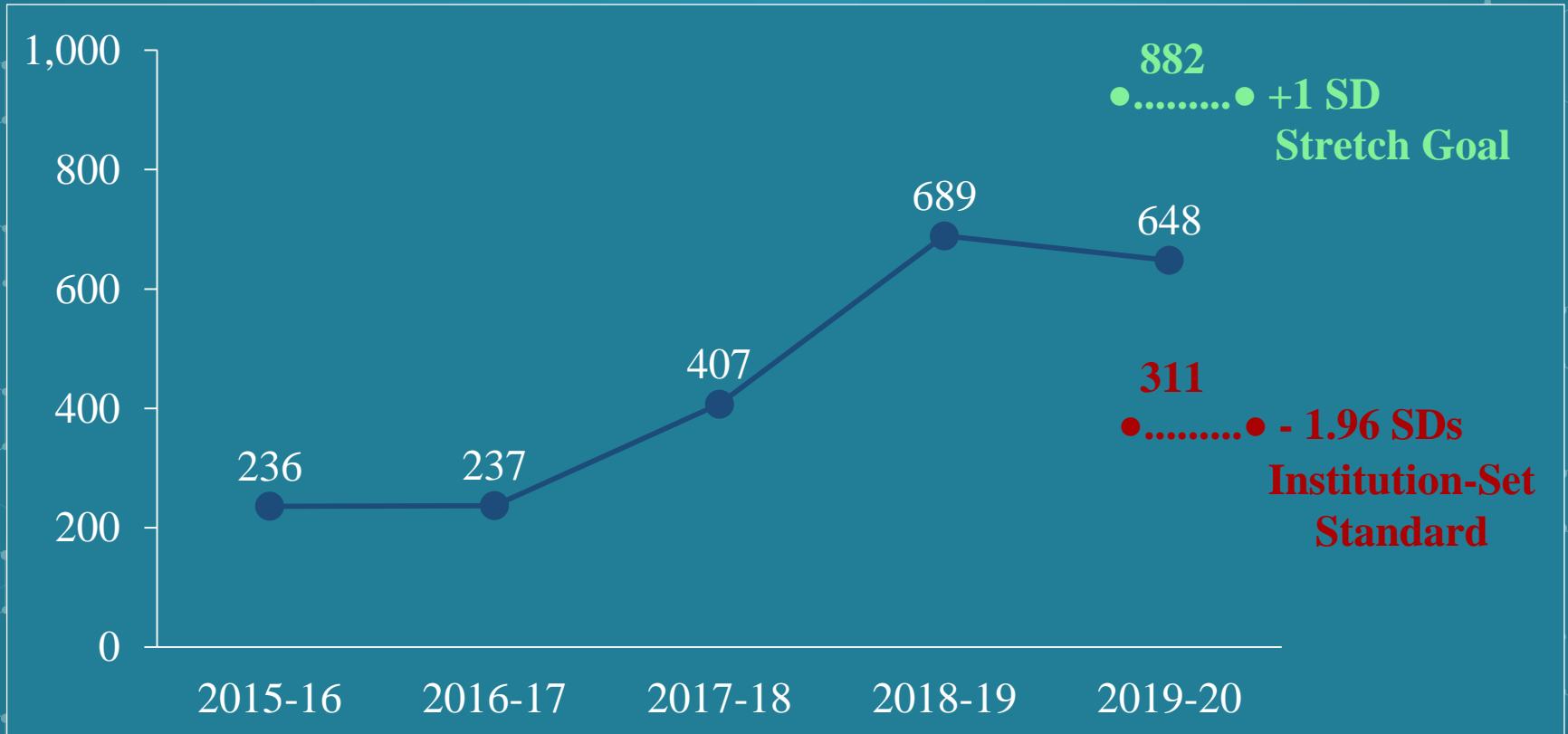


Did we reach  
our targets in  
2019-20?

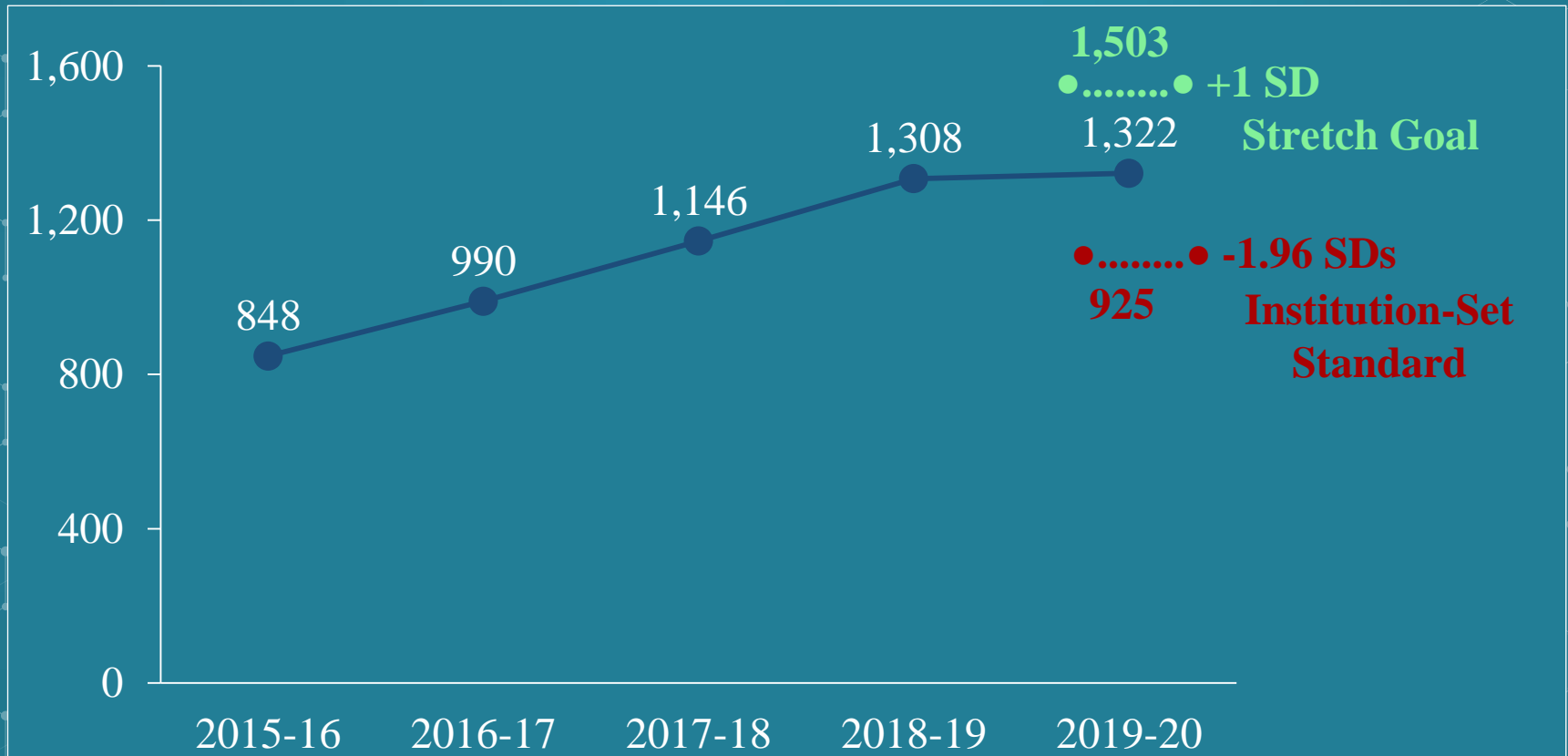
# #1: Successful Course Completion Rates Goal Year 19-20



## #2. Certificates (No. of Awards) Goal Year 19-20



# #3. Degrees (No. of Awards) Goal Year 19-20



## #4. Transfer Goal Year 19-20



Indicator #4		Inst-Set Standard	Stretch Goal	Actual Performance	Inst-Set Standard Met	Stretch Goal Met
Transfers	2017-18	781	896	959	Yes	Yes
	2018-19	878	1,000	955	Yes	No
	2019-20	875	996	958 + ISP/OOS	Yes	Likely

Note: When complete data is available, it will be posted here:

[http://www.chabotcollege.edu/ir/studentsuccess/chabotinstitutionaleffectivenessgoals2019-20\\_reportout.pdf](http://www.chabotcollege.edu/ir/studentsuccess/chabotinstitutionaleffectivenessgoals2019-20_reportout.pdf)



# #5. Licensure Examination Pass Rates

## Goal Year 19-20

Indicator #5	Licensure Examination Pass Rates				
Program	Exam (National, State, Other)	Inst-Set Standard (%)	2017-18 Pass Rate (%)	2018-19 Pass Rate (%)	2019-20 Pass Rate (%)
Dental Hygiene	State	85%	100%	100%	100%
Dental Hygiene	National	85%	100%	100%	100%
Nursing	State	85%	100%	100%	100%

## #6. Employment Rates for Career and Technical Ed Students Goal Year 19-20

Indicator #6	Employment Rates for Career and Technical Ed Students
<ul style="list-style-type: none"><li>• The Institution-Set Standard for all CTE programs follows the goals set by Perkins (which ranged from 72-74% in 17-18 and 18-19).</li><li>• In AY 2017-18 and 2018-19, the vast majority of our CTE programs met this standard.</li><li>• The employment rates <b>data for 2019-20 are not available yet</b>, to be updated once data is available.</li></ul>	

Note: When data is available, it will be posted here:

[http://www.chabotcollege.edu/ir/studentsuccess/chabotinstitutionaleffectivenessgoals2019-20\\_reportout.pdf](http://www.chabotcollege.edu/ir/studentsuccess/chabotinstitutionaleffectivenessgoals2019-20_reportout.pdf)





# Summary for 2019-20

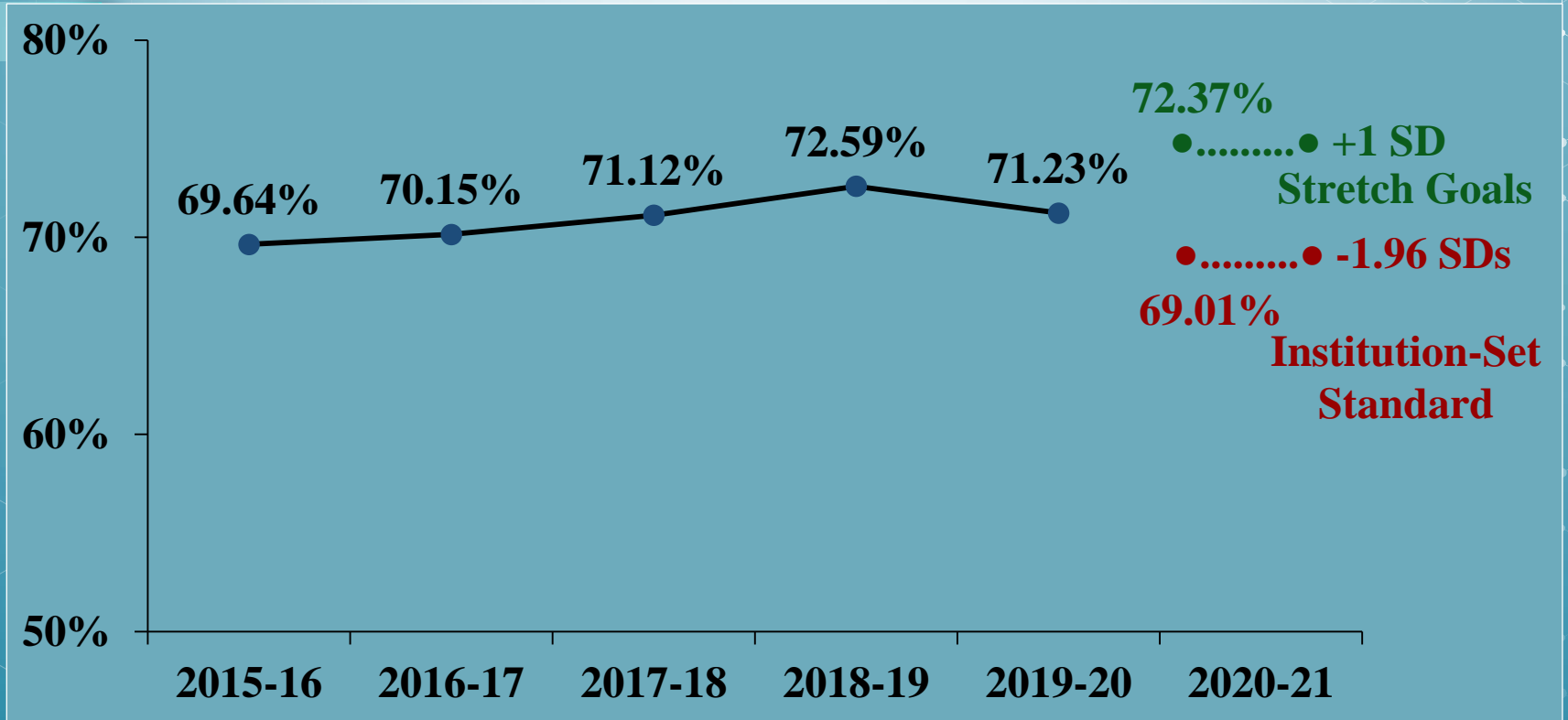
- Institution Set Standards:
  - Indicators #1-3 and #5: Met
  - Indicators #4 and # 6: Data not available
- Stretch Goals:
  - Indicators #1-3: Did not meet
  - Indicator #4: Data not available
  - Indicators #5 and #6: Stretch goals not required



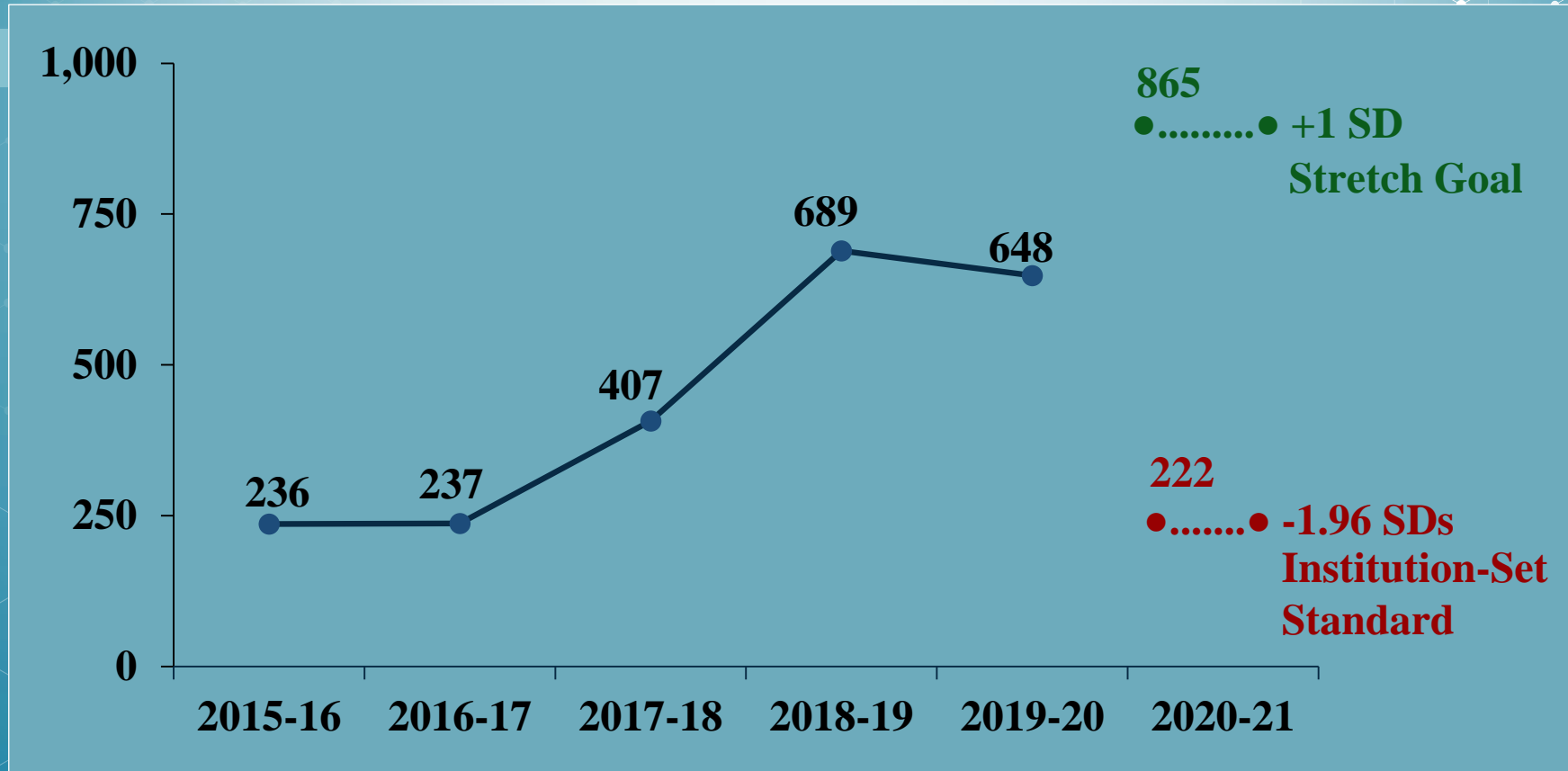


# Goal Setting for 2020-21

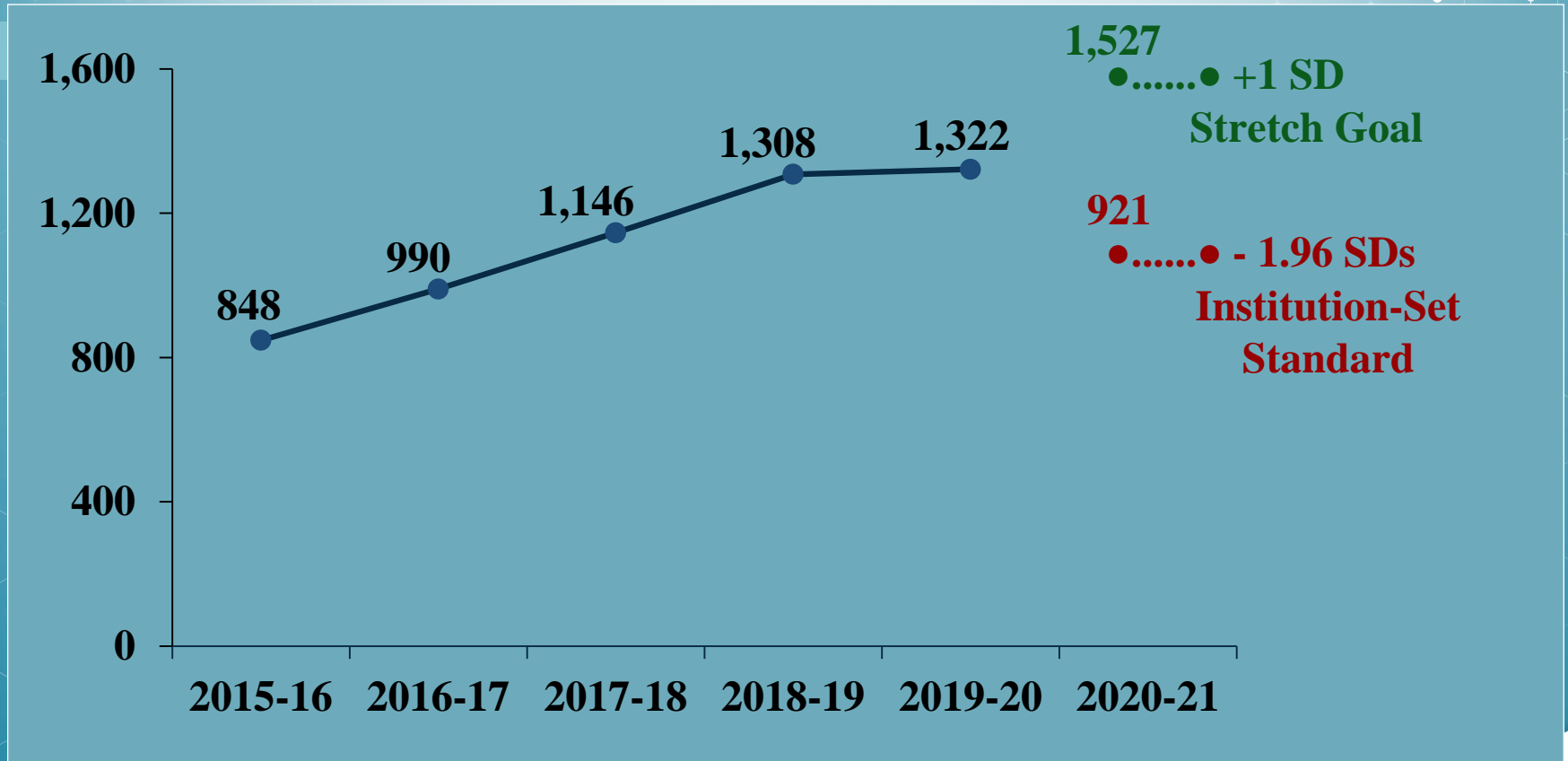
# #1: Successful Course Completion Rates Goal Year 20-21



## #2. Certificates (No. of Awards) Goal Year 20-21



### #3. Degrees (No. of Awards) Goal Year 20-21





## #4. Transfer Goal Year 20-21



<b>Indicator #4</b>		<b>Inst-Set Standard</b>	<b>Stretch Goal</b>	<b>Actual Performance</b>	<b>Inst-Set Standard Met</b>	<b>Stretch Goal Met</b>
<b>Transfers</b>	2017-18	781	896	959	Yes	Yes
	2018-19	878	1,000	955	Yes	No
	2019-20	875	996	N/A	Yes	N/A
	2020-21	N/A	N/A	N/A	N/A	N/A

Note: When data is not available, the boxes were marked as N/A.



# #5. Licensure Examination Pass Rates

## Goal Year 20-21



Indicator #5	Licensure Examination Pass Rates					
Program	Exam (National, State, Other)	Inst-Set Standard (%)	2017-18 Pass Rate (%)	2018-19 Pass Rate (%)	2019-20 Pass Rate (%)	2020-21 Pass Rate (%)
Dental Hygiene	State	85%	100%	100%	100%	N/A
Dental Hygiene	National	85%	100%	100%	100%	N/A
Nursing	State	85%	100%	100%	100%	N/A

Note: When data is not available, the boxes were marked as N/A.

## #6. Employment Rates for Career and Technical Ed Students Goal Year 20-21

<b>Indicator #6</b>	<b>Employment Rates for Career and Technical Ed Students</b>
<ul style="list-style-type: none"><li>• Previously, the Institution-Set Standard for all CTE programs followed the goals set by Perkins, which ranged from 72-74% (in 17-18 and 18-19).</li></ul>	

Note: When data is available, it will be posted here:

[http://www.chabotcollege.edu/ir/studentsuccess/chabotinstitutionaleffectivenessgoals2019-20\\_reportout.pdf](http://www.chabotcollege.edu/ir/studentsuccess/chabotinstitutionaleffectivenessgoals2019-20_reportout.pdf)



## Next steps:

- PRAC is the shared governance body to approve our institution set standards and stretch goals for ACCJC reporting.
- ACCJC Annual Report is due April 9, 2021. We must have these targets to submit this report.
- Suggested Motion:
  - Approve 20-21 targets for indicators #1-3, as outlined in presentation
  - Recommend OIR use the agreed upon standard deviation method to set the targets for transfers (indicator #4) once data is available
  - Reach out to Dean of H, K & A to set targets for indicator #5
  - Reach out relevant Deans to set targets for indicator #6
- Alternative Motion: Ask OIR to come back at the March 17<sup>th</sup> PRAC meeting, once transfer data is available, so that all targets for metrics #1-#6 can be presented and approved.

Thank you!

