

ACCJC's Institution-Set Standards and Stretch Goals

BRIAN GOO

DIRECTOR OF RESEARCH, PLANNING, AND INSTITUTIONAL EFFECTIVENESS

CHABOT COLLEGE

PRESENTED TO PRAC OCTOBER 2022

Topics to cover

- Brief overview of ACCJC Definitions and Goal Setting
- Goal Setting for 2022-23
- Action Items: PRAC Discussion and Voting

ACCJC Goal Indicators: Review

Six Indicators for which we must goal set:

1. Successful Course Completion Rates
2. Number of Certificates Awarded
3. Number of Associate Degrees Awarded
4. Transfers
5. Licensure Examination Pass Rates
6. Employment Rates for Career and Technical Education Students

ACCJC Goal Setting: Review

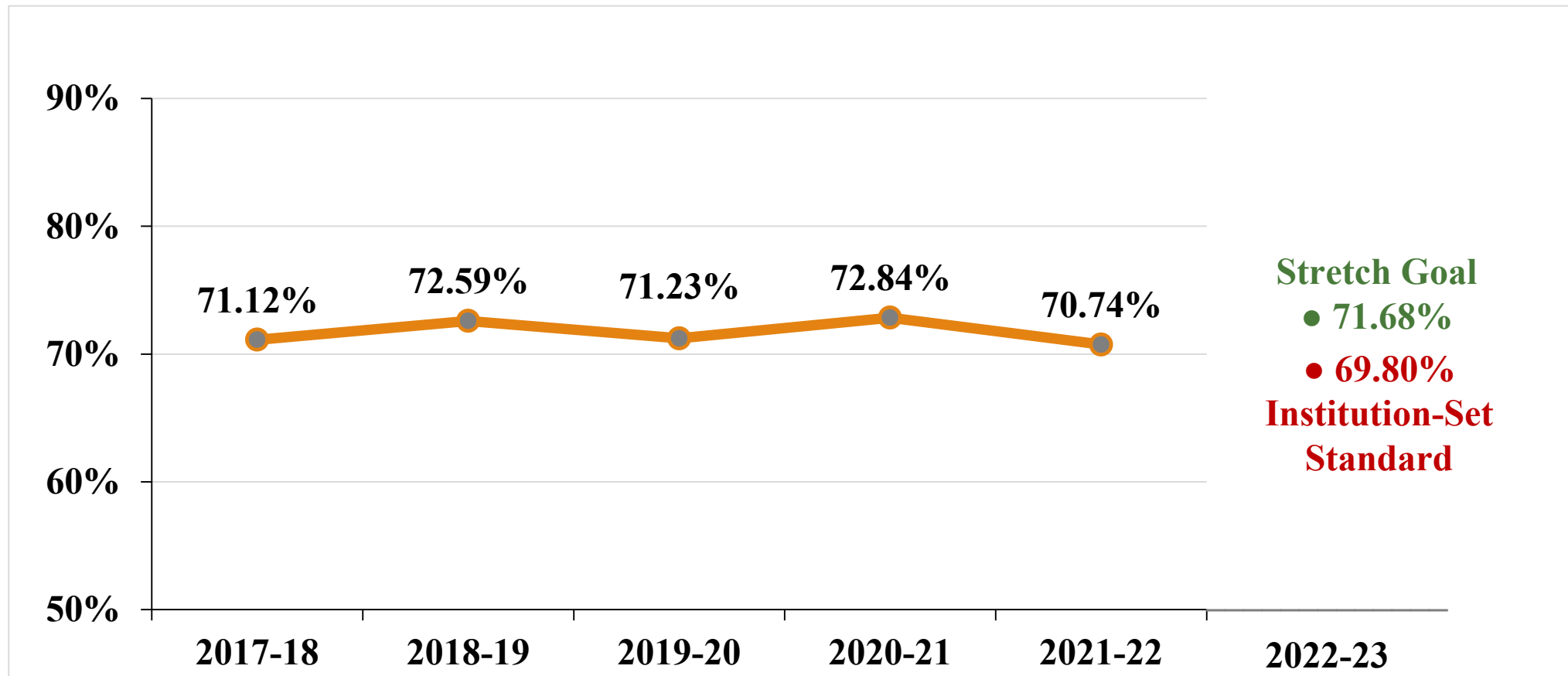
For each indicator, with the aim engaging in continual processes of improvement grounded in data analysis, reflection and action, we must set the following:

- Institution-Set Standards: a minimum baseline value we should not drop below, the “floor”
- Stretch Goals: a goal above our current level of performance that we aspire to achieve

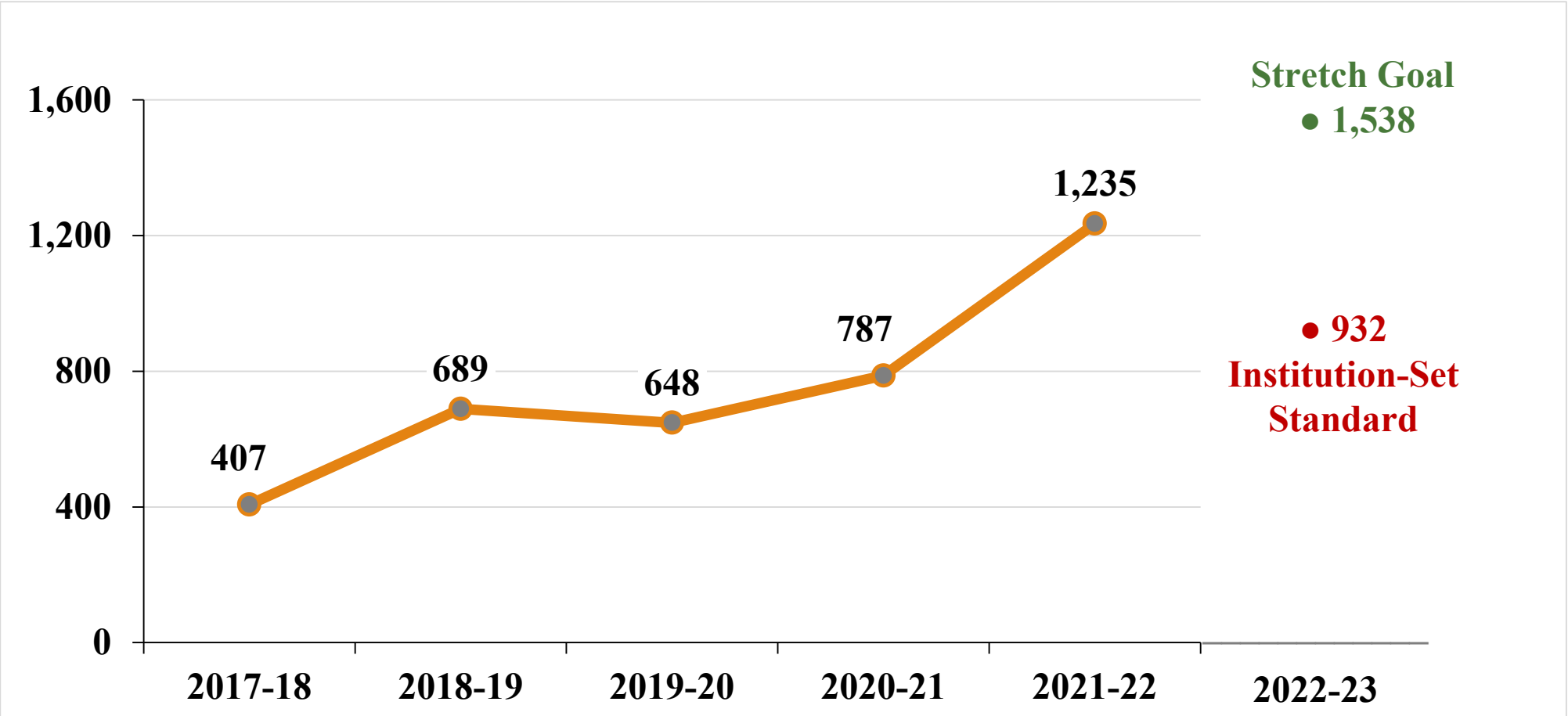
Current Goal Setting Methodology

- ORPIE takes the latest 5 years of available data and calculates the sample standard deviation.
- ORPIE suggests potential goals to PRAC for consideration based on:
 - Institution-Set Standards: 1 standard deviation below the latest available metric value
 - Stretch Goals: 1 standard deviation above the latest available metric value
- PRAC reviews for consistency with current campus initiatives and long-term strategic planning, adjusts as needed, and votes.

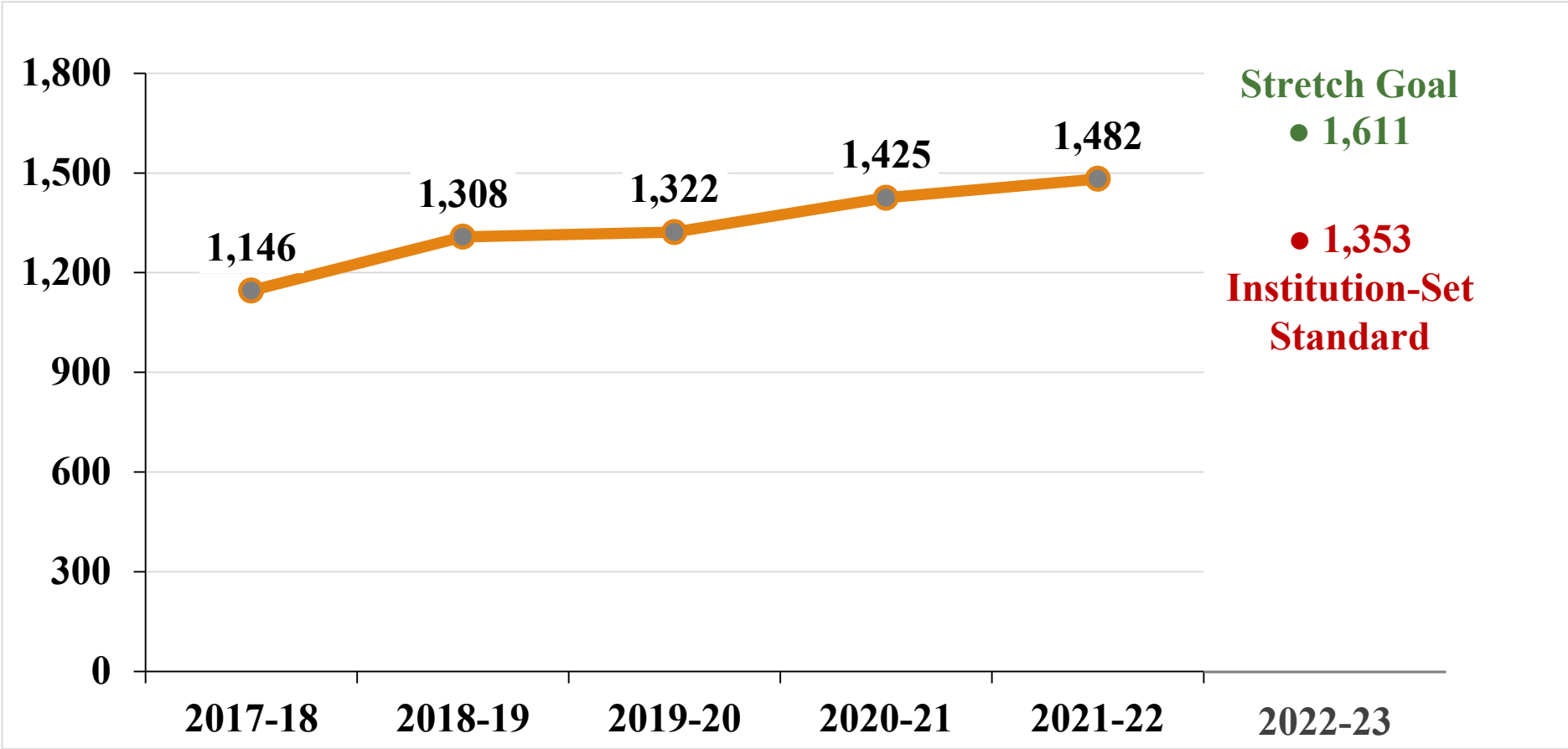
Indicator #1 Successful Course Completion Rates



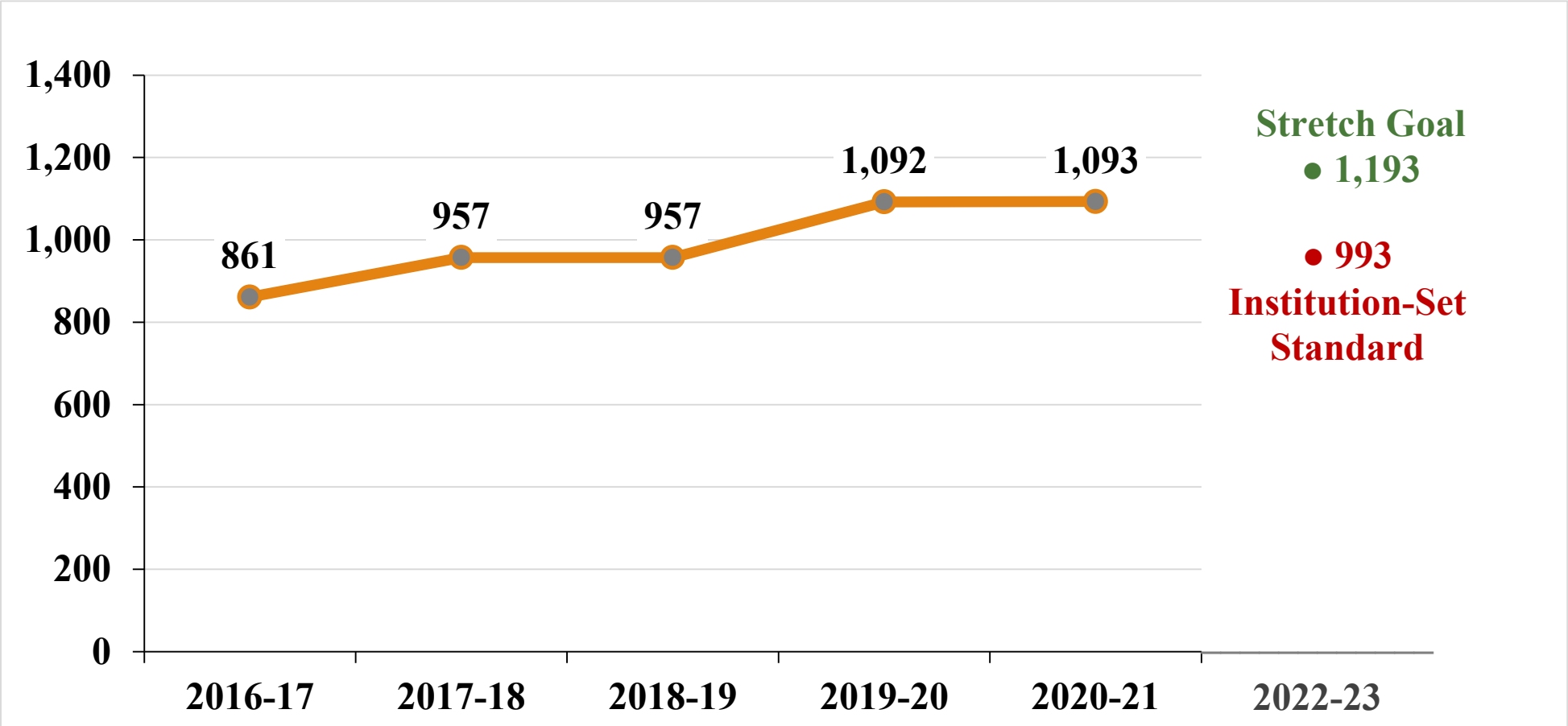
Indicator #2 Certificates Awarded



Indicator #3 Degrees Awarded



Indicator #4 Transfers



Indicator #5 Licensure Examination Pass Rates

Indicator #5	Licensure Examination Pass Rates				
Program	Exam (National, State, Other)	2019-20 Pass Rate (%)	2020-21 Pass Rate (%)	Inst-Set Standard (%)	Stretch Goal (%)
Dental Hygiene	State	100%	100%	85%	100%
Dental Hygiene	National	100%	100%	85%	100%
Nursing	State	100%	100%	85%	100%

Indicator #6 Employment Rates for Career and Technical Ed Students

Indicator #6	Employment Rates for Career and Technical Ed Students
	<ul style="list-style-type: none">• The Institution-Set Standard for all CTE programs follows the goals set by Perkins<ul style="list-style-type: none">○ Institution-Set Standard = 90% of the negotiated Perkins core indicator rates○ Stretch Goal is 110% of the area's average employment rate for the past 5 years or 110% of the negotiated Perkins core indicator rate whichever is higher

Indicator #6 Employment Rates for Career and Technical Ed Students

Program	2019-20 Employment Rates*	2020-21 Employment Rates*	2022-23 Inst- Set Standard	2022-23 Stretch Goal
Accounting	86%	71%	66%	87%
Administration of Justice	96%	100%	66%	97%
Automotive Technology	87%	80%	66%	95%
Business Administration	71%	85%	66%	84%
Business Management	89%	75%	66%	88%
Child Development/Early Care and Education	73%	63%	66%	85%
Construction Crafts and Technology	100%	100%	66%	100%
Dental Occupations	94%	100%	66%	100%
Fire Technology	84%	97%	66%	100%
Real Estate	65%	65%	66%	80%

* Perkins employment rates are reported with a two-year delay (e.g., Perkins 2022-23 reporting covers 2020-21 employment rates).

Suggested Action Items

- PRAC discusses proposed institution-set standards and stretch goals in light of current initiatives and long-term strategic planning to meet our educational mission.
- PRAC decides whether to adopt proposed ISSs and SGs as is, or recommends changes.
- PRAC makes a motion to approve ISSs and SGs for 2022-23.