



# SPRING 2022 FACT SHEET FINAL

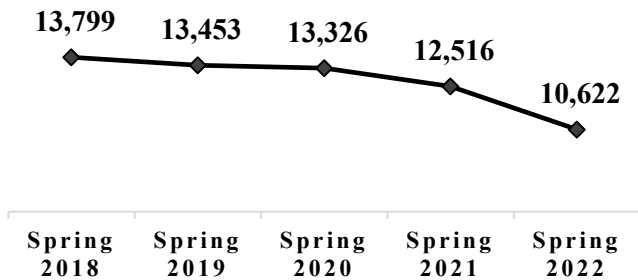
**Chabot College** | [WWW.CHABOTCOLLEGE.EDU](http://WWW.CHABOTCOLLEGE.EDU)

## Student Enrollment

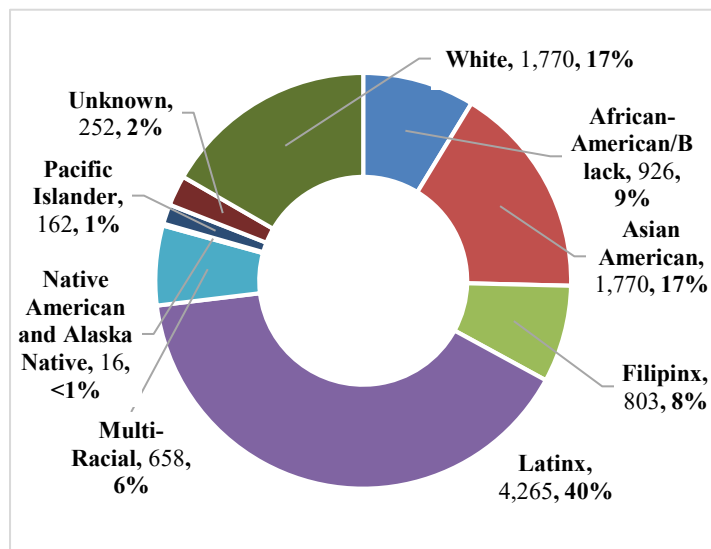
Unduplicated Headcount	10,622
Full-Time Equivalent (FTES)	3,380*

\*From the CLPCCD Argos Tool, as of 8/30/22 (no exclusions)

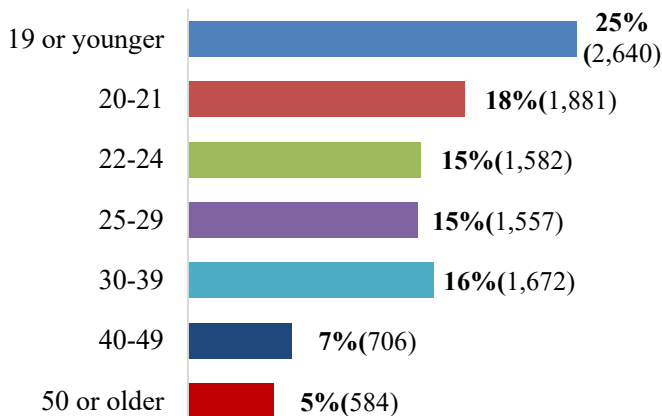
## Five-Year Trend (Headcount)



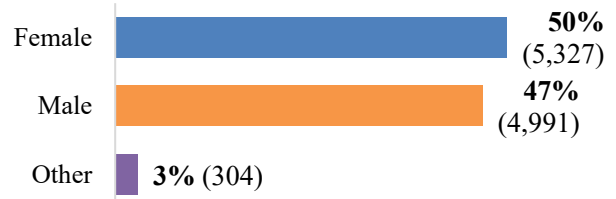
## Race-Ethnicity



## Age



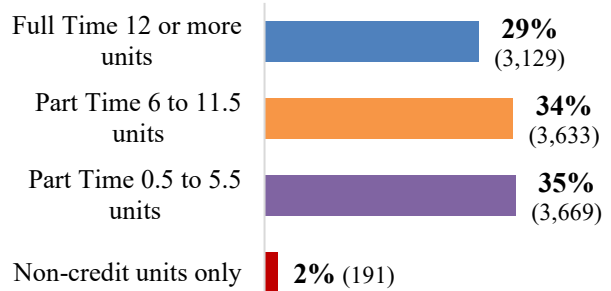
## Gender



## Citizenship

U.S. Citizen	9,263	87%
Permanent Resident	859	8%
Student Visa	63	1%
Other	437	4%


## Attendance Status



## Educational Goal

Transfer (with/without AA/AS)	5,471	52%
AA/AS Degree only	828	8%
Occupational certificate or job training	2,139	20%
Personal development	694	7%
Undecided	1,167	11%
Other / Unknown	323	3%

## Enrollment Pattern



## Annual Enrollment (2021-2022)

Unduplicated Headcount (Sum21, Fall 21 & Spr 22)	17,826
--	--------



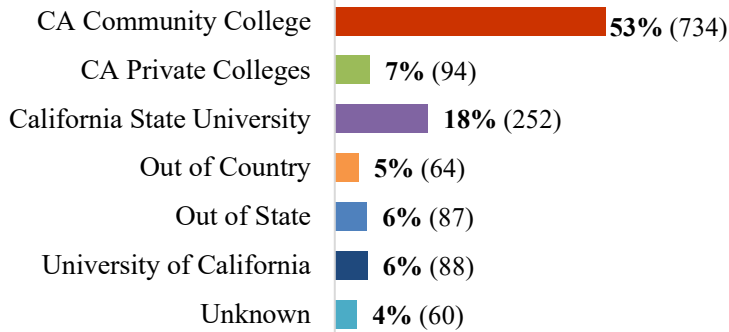
# SPRING 2022 FACT SHEET FINAL

## Chabot College | WWW.CHABOTCOLLEGE.EDU

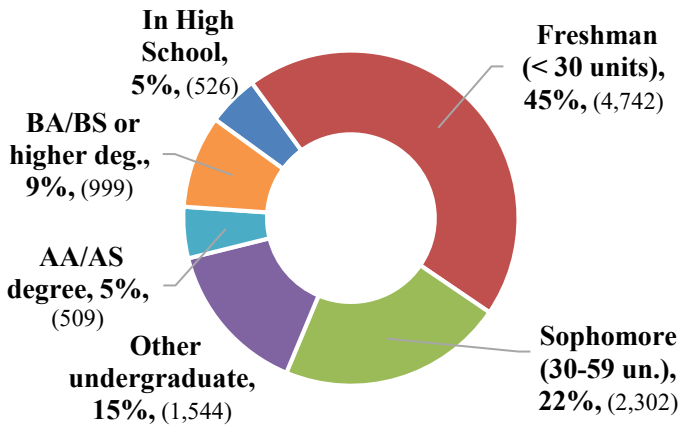
### Enrollment Status

First time any college	755	7%
First time transfer	740	7%
Returning transfer	639	6%
Returning	7	<1%
Continuing	8,145	77%
In High School	336	3%

### Transfer Students: Previous College



### Student Educational Level



### Residence (cities with 100+ students)

Hayward*	3,079	29%
San Leandro*	1,400	13%
Castro Valley*	721	7%
Oakland*	659	6%
Union City	609	6%
San Lorenzo*	521	5%
Fremont	425	4%
Livermore*	283	3%
Tracy	235	2%
Pleasanton*	217	2%
Dublin*	170	2%
Newark	129	1%
San Jose	117	1%
San Diego	104	1%
Other cities	1,953	18%

Note: \*Cities in the District include Castro Valley, Hayward, San Leandro, San Lorenzo, Union City, Dublin, Livermore, and Pleasanton.

### Official Residence (tuition purposes)

California Resident	10,312	97%
Out-of-state	166	2%
Out-of-country	144	1%

Note: "California Resident" category includes students who are exempt by law from paying non-resident tuition fees.

### High School Districts (of First Time College Students)

