



CHABOT  
COLLEGE

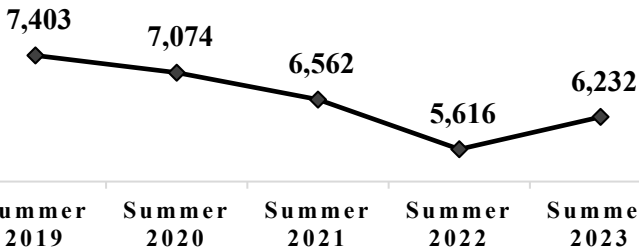
# SUMMER 2023 FACT SHEET FINAL

## Chabot College | WWW.CHABOTCOLLEGE.EDU

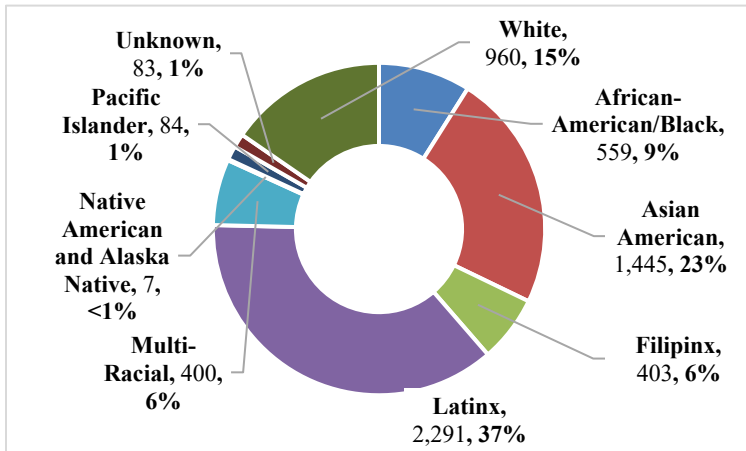
### Student Enrollment

Unduplicated Headcount	6,232
Full-Time Equivalent (FTES)	1,291*
*From the CLPCCD Argos Tool, as of 12/18/2023 (no exclusions)	

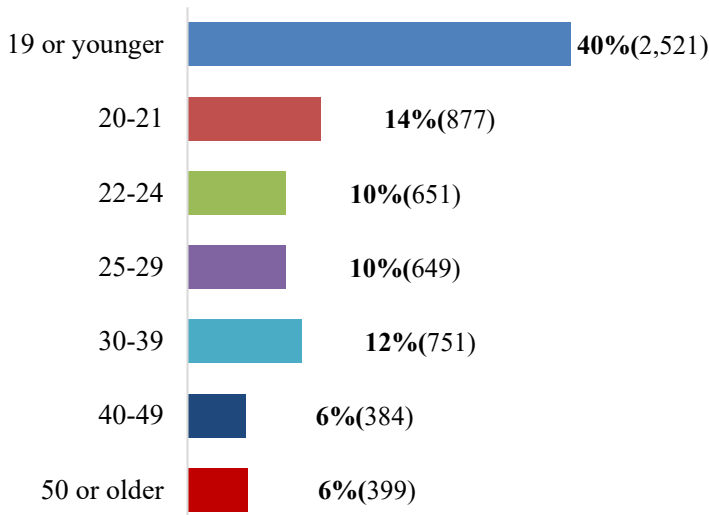
### Five-Year Trend (Headcount)



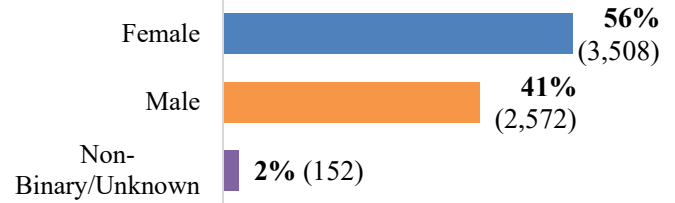
### Race-Ethnicity



### Age



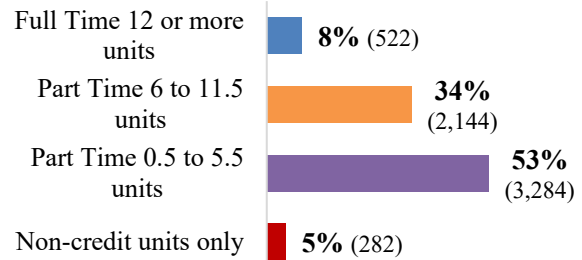
### Gender



### Citizenship

U.S. Citizen	5,581	90%
Permanent Resident	386	6%
Student Visa	21	<1%
Other	244	4%

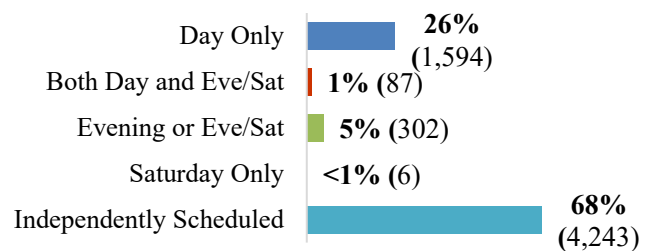
### Attendance Status



### Educational Goal

Transfer (with/without AA/AS)	2,827	45%
AA/AS Degree only	423	7%
Occupational certificate or job training	834	13%
Personal development	771	12%
Undecided	721	12%
Other / Unknown	656	11%

### Enrollment Pattern



### Annual Enrollment (2022-2023)

Unduplicated Headcount (Sum 22, Fall 22 & Spr 23)	17,598
---	--------



# SUMMER 2023 FACT SHEET FINAL

**Chabot College** | [WWW.CHABOTCOLLEGE.EDU](http://WWW.CHABOTCOLLEGE.EDU)

## Enrollment Status

First time any college	509	8%
First time transfer	875	14%
Returning transfer	648	10%
Returning	3	<1%
Continuing	3,457	55%
In High School	740	12%

## Transfer Students: Previous College

CA Community College	40% (611)
CA Private Colleges	9% (136)
California State University	22% (329)
Out of Country	2% (38)
Out of State	7% (100)
University of California	13% (205)
Unknown	7% (104)

## Income Status

Low Income*	2,229	36%
Other Students	4,003	64%

\*Low income was defined as receiving PELL and/or CAL Promise grants.

## First Generation

First Generation to Attend College	2,244	39%
Parent w/some College or BA/BS	3,531	61%

## Disability Status

Any Disability	326	5%
No Disability	5,906	95%

## Residence (cities with 100+ students)

Hayward*	1,895	30%
San Leandro*	762	12%
Castro Valley*	567	9%
Oakland	410	7%
San Lorenzo*	352	6%
Union City*	336	5%
Fremont	277	4%
Dublin*	148	2%
Livermore*	144	2%
Pleasanton*	131	2%
Other cities	1,210	19%

Note: \*Cities in the District include Castro Valley, Hayward, San Leandro, San Lorenzo, Union City, Dublin, Livermore, and Pleasanton.

## Official Residence (tuition purposes)

California Resident	6,004	96%
Out-of-state	143	2%
Out-of-country	85	1%

Note: "California Resident" category includes students who are exempt by law from paying non-resident tuition fees

## High School Districts (of First Time College Students)

