



CHABOT  
COLLEGE

# Spring 2024 FACT SHEET PRELIMINARY

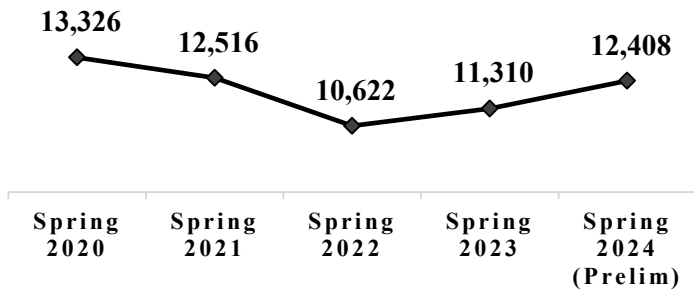
## Chabot College | WWW.CHABOTCOLLEGE.EDU

### Student Enrollment

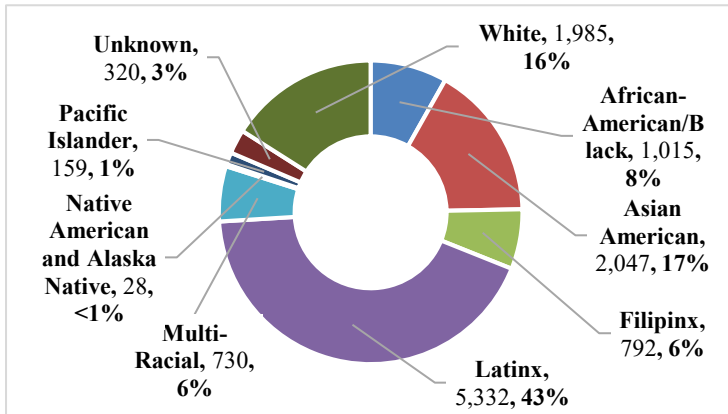
Unduplicated Headcount	12,408
Full-Time Equivalent (FTES)	3,875*

\*From the CLPCCD Argos Tool, as of 04/08/2024 (no exclusions)

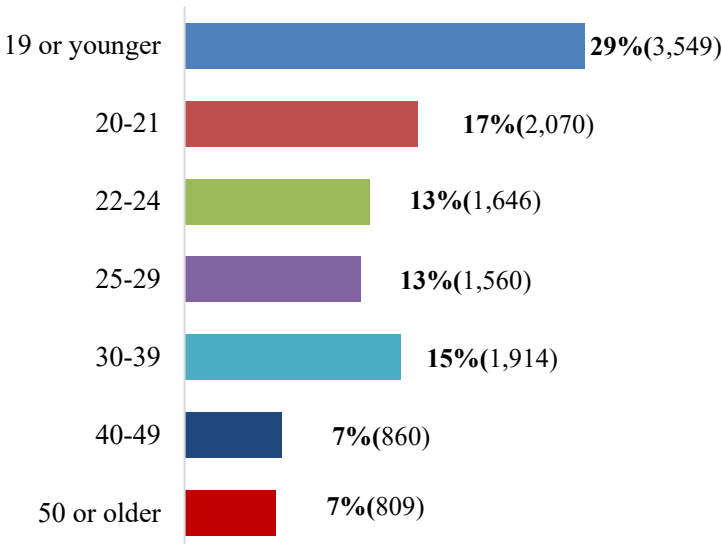
### Five-Year Trend (Headcount)



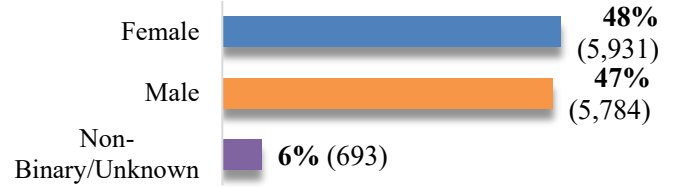
### Race-Ethnicity



### Age



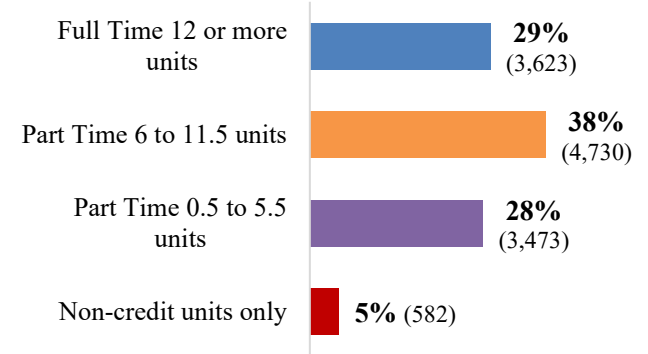
### Gender



### Citizenship

U.S. Citizen	10,946	88%
Permanent Resident	809	7%
Student Visa	77	1%
Other	576	5%

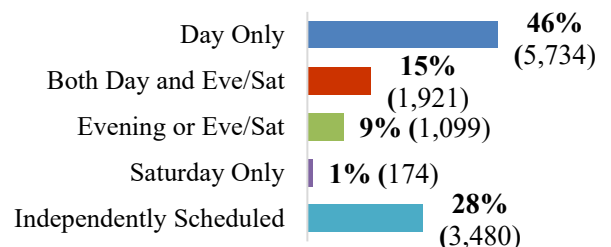
### Attendance Status



### Educational Goal

Transfer (with/without AA/AS)	5,976	48%
AA/AS Degree only	999	8%
Occupational certificate or job training	2,560	21%
Personal development	1,088	9%
Undecided	1,505	12%
Other / Unknown	280	2%

### Enrollment Pattern



### Annual Enrollment (2022-2023)

Unduplicated Headcount (Sum 22, Fall 22 & Spr 23) **17,598**



**CHABOT**  
COLLEGE

# SPRING 2024 FACT SHEET PRELIMINARY

## Chabot College

[WWW.CHABOTCOLLEGE.EDU](http://WWW.CHABOTCOLLEGE.EDU)

### Enrollment Status

First time any college	1,022	8%
First time transfer	934	8%
Returning transfer	705	6%
Returning	1	<1%
Continuing	8,895	72%
In High School	851	7%

### Transfer Students: Previous College

CA Community College	59% (962)
CA Private Colleges	7% (118)
California State University	13% (217)
Out of Country	6% (102)
Out of State	5% (85)
University of California	6% (97)
Unknown	4% (58)

### Income Status

Low Income*	4,790	39%
Other Students	7,618	61%

\*Low income was defined as receiving PELL and/or CAL Promise grants.

### First Generation

First Generation to Attend College	4,982	45%
Parent w/some College or BA/BS	6,148	55%

### Disability Status

Any Disability	779	6%
No Disability	11,629	94%

### Residence (cities with 100+ students)

Hayward*	3,993	32%
San Leandro*	1,580	13%
Castro Valley*	874	7%
Oakland	849	7%
Union City*	667	5%
San Lorenzo*	599	5%
Fremont	448	4%
Dublin*	224	2%
Livermore*	214	2%
Tracy	173	1%
Pleasanton*	149	1%
Newark	131	1%
San Jose	118	1%
San Ramon	114	1%
Other cities	2,156	17%

Note: \*Cities in the District include Castro Valley, Hayward, San Leandro, San Lorenzo, Union City, Dublin, Livermore, and Pleasanton.

### Official Residence (tuition purposes)

California Resident	11,847	95%
Out-of-state	326	3%
Out-of-country	235	2%

Note: "California Resident" category includes students who are exempt by law from paying non-resident tuition fees

### High School Districts (of First Time College Students)

