

CHABOT COLLEGE

Chabot Student Covid-19 Perspectives Survey Fall 2021

Office of Institutional Research
Dr. Cynthia Gordon da Cruz & Dr. Na Liu



Acknowledgements

- **Thank you!!!**
 - Arnold Paguio
 - Theresa Pedrosa and the Student Senate
 - President Sperling
 - Director Rajinder Samra
 - Mujeeb Dadgar & District ITS

Agenda

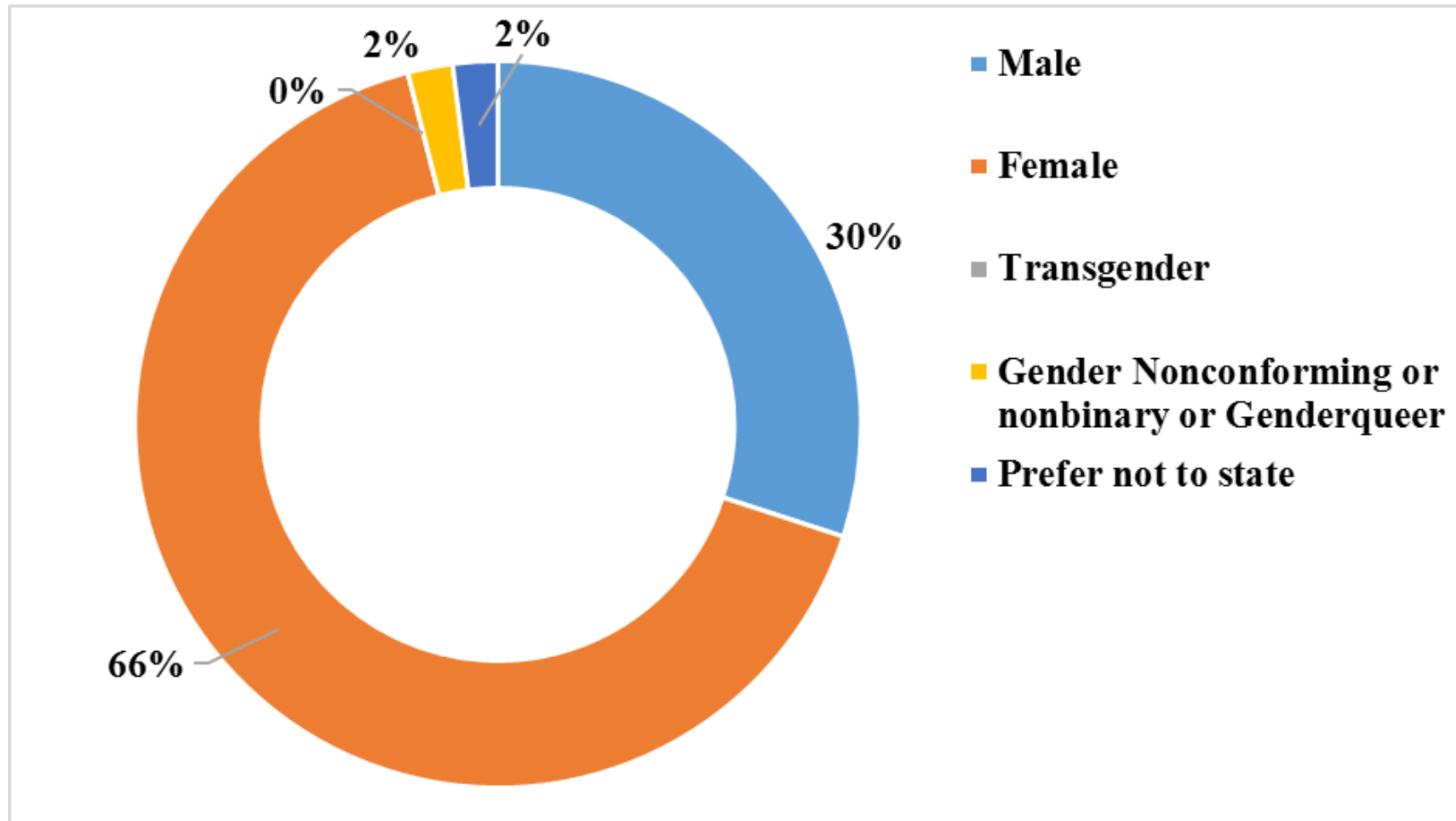
1. Response Rate
2. Who responded?
3. Are the students *who responded* vaccinated? Does this vary by race/ethnicity?
4. Do the students *who responded* want a vaccine mandate for students? Does this vary by race/ethnicity?
5. Are students *who responded* willing to come to campus if there is no vaccine mandate for students? Does this vary by race/ethnicity?
6. Are students *who responded* willing to come to campus if there is no vaccine mandate for employees? Does this vary by race/ethnicity?
7. Reasons for Choosing Not to be Vaccinated
8. Highlights

Response Rate

- Survey was sent to all fall students who applied and/or were registered for Fall 2021 by the second week of August. (n=8,302)
- **Good response rate!**
 - Fall Enrollees at time of Survey: 8,302
 - Fall Respondents: ~1,150
 - Response Rate for Fall Enrollees: ~14%
- **Potential Survey Bias**
 - Electronic survey. Students with access to technology.
 - Students with strong opinions on Covid-19 in either direction.

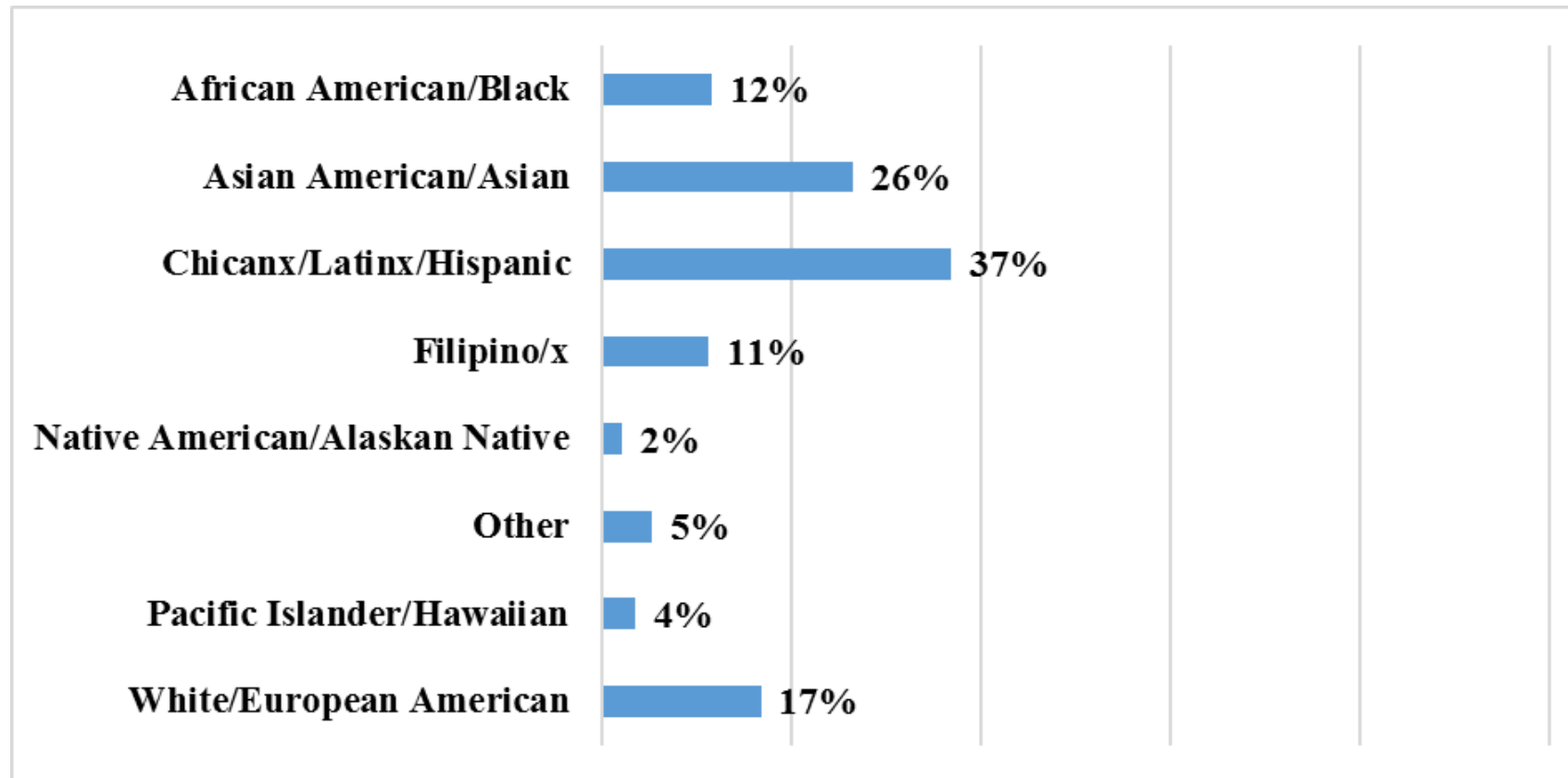
Who Responded? Gender

- Over-representation of female students in survey respondents



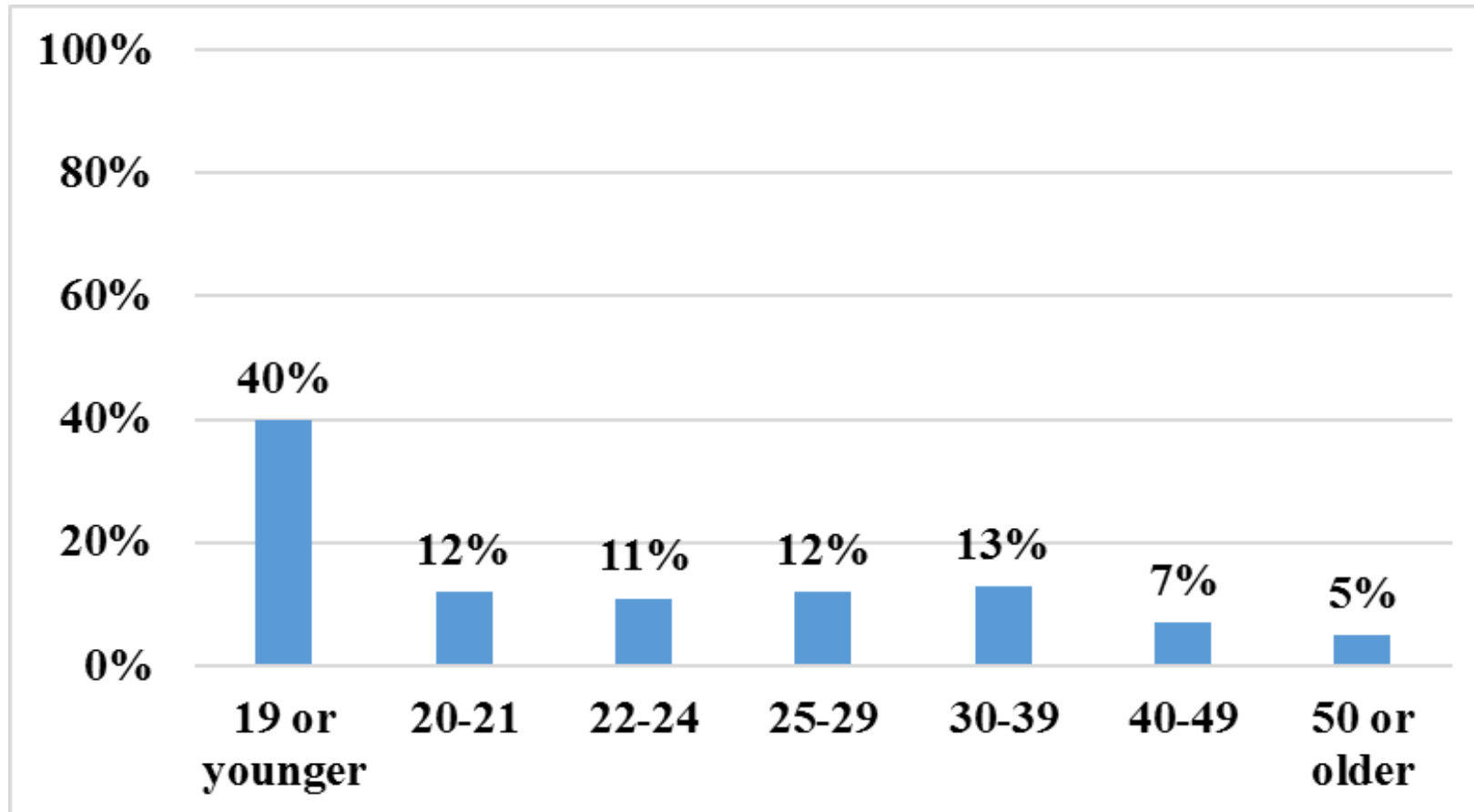
Who Responded? Race/Ethnicity

- Over-representation of Asian American/Asian students in survey respondents
- Potential under-representation of Chicanx/Latinx/Hispanic students in survey respondents
- *Note: Students who check off more than one race/ethnicity are counted in **every group** they check off.*



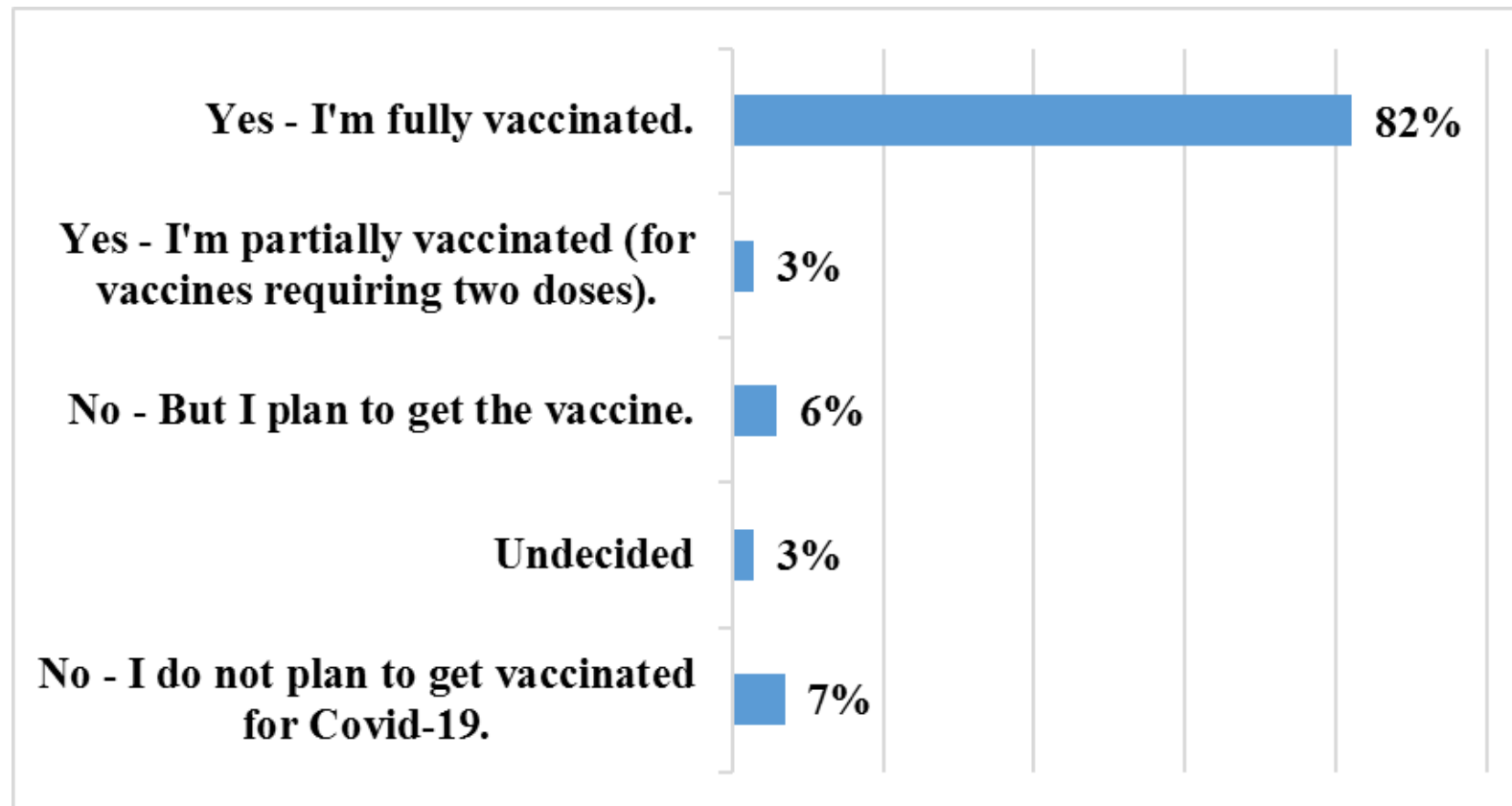
Who Responded? Age

- Over-representation of youngest students (19 or younger) in survey respondents



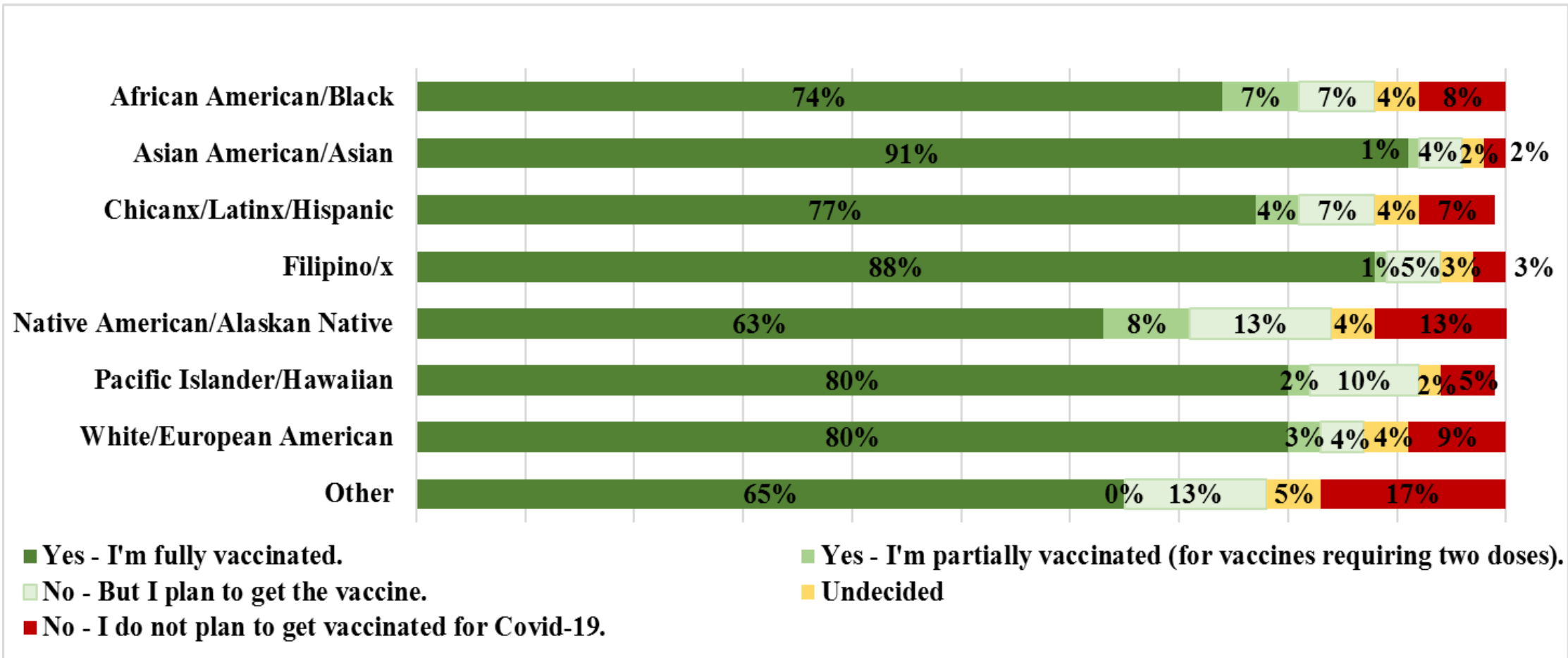
Vaccination Status: Majority of respondents are vaccinated

- **82%** of Fall 2021 Chabot student *respondents* are already full vaccinated.
- **91%** of Fall 2021 Chabot student *respondents* are: 1) fully vaccinated *or* 2) partially vaccinated *or* 3) plan to get the vaccine.



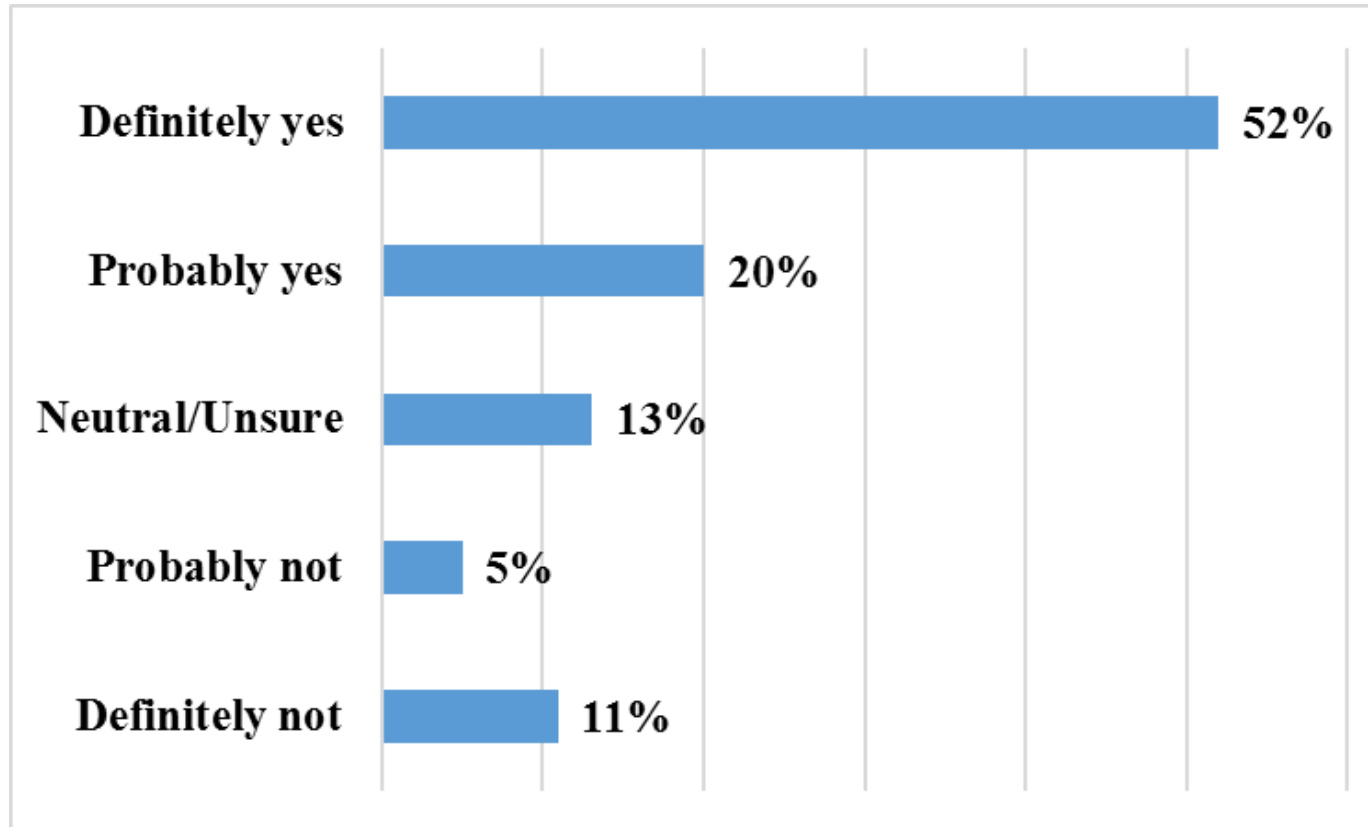
Vaccination Status by Race/Ethnicity

- Asian American/Asian and Filipino student respondents are more likely to be fully vaccinated.



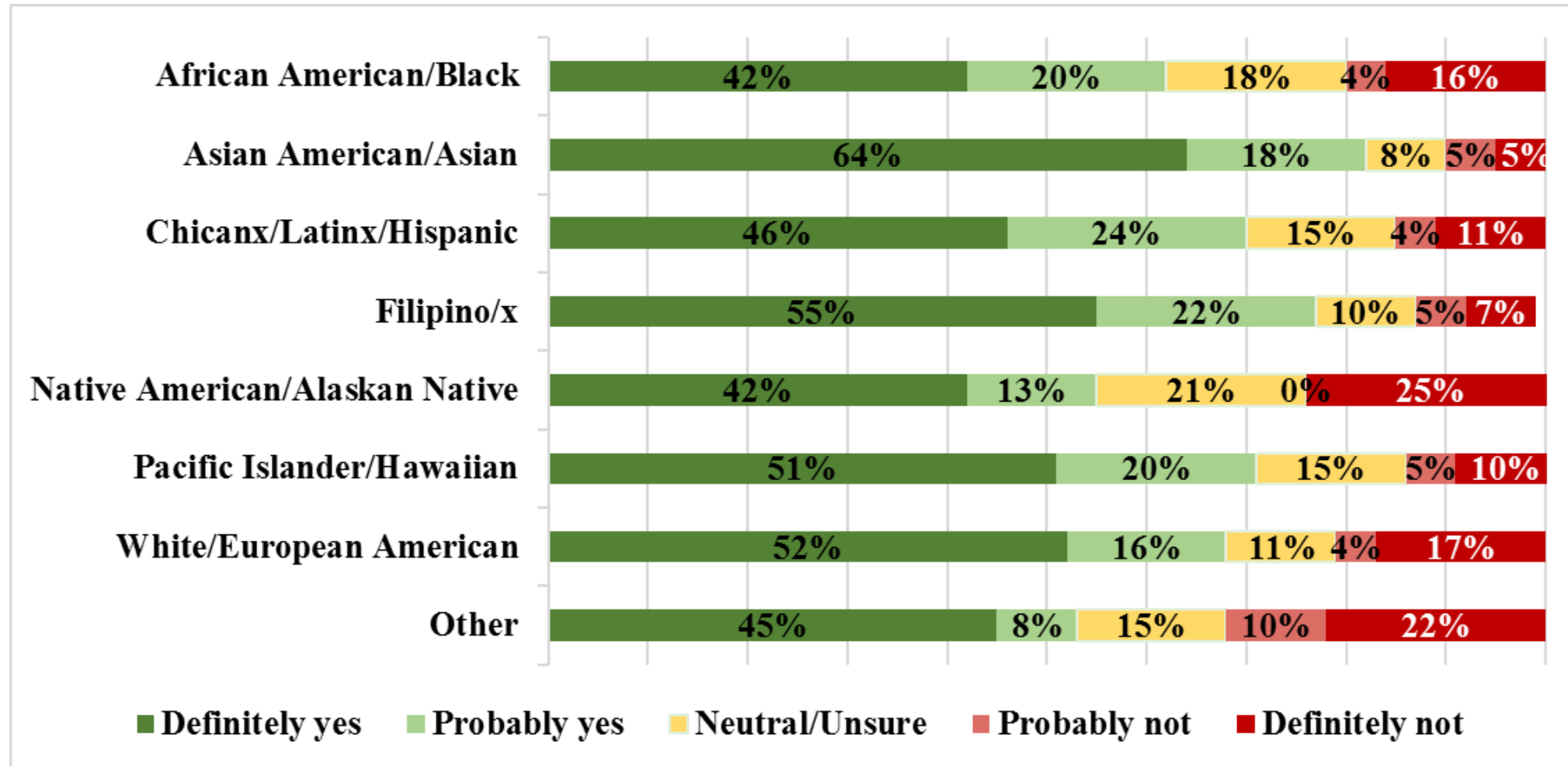
Student Opinions on Vaccine Mandates for Students

- 72% of student respondents believe there should be a vaccine mandate for students (52% definitely yes, 20% probably yes).
- *Note: Students were asked: “Starting in Spring 2022, should Chabot require students to be fully vaccinated for Covid-19 in order to attend on-campus classes?”



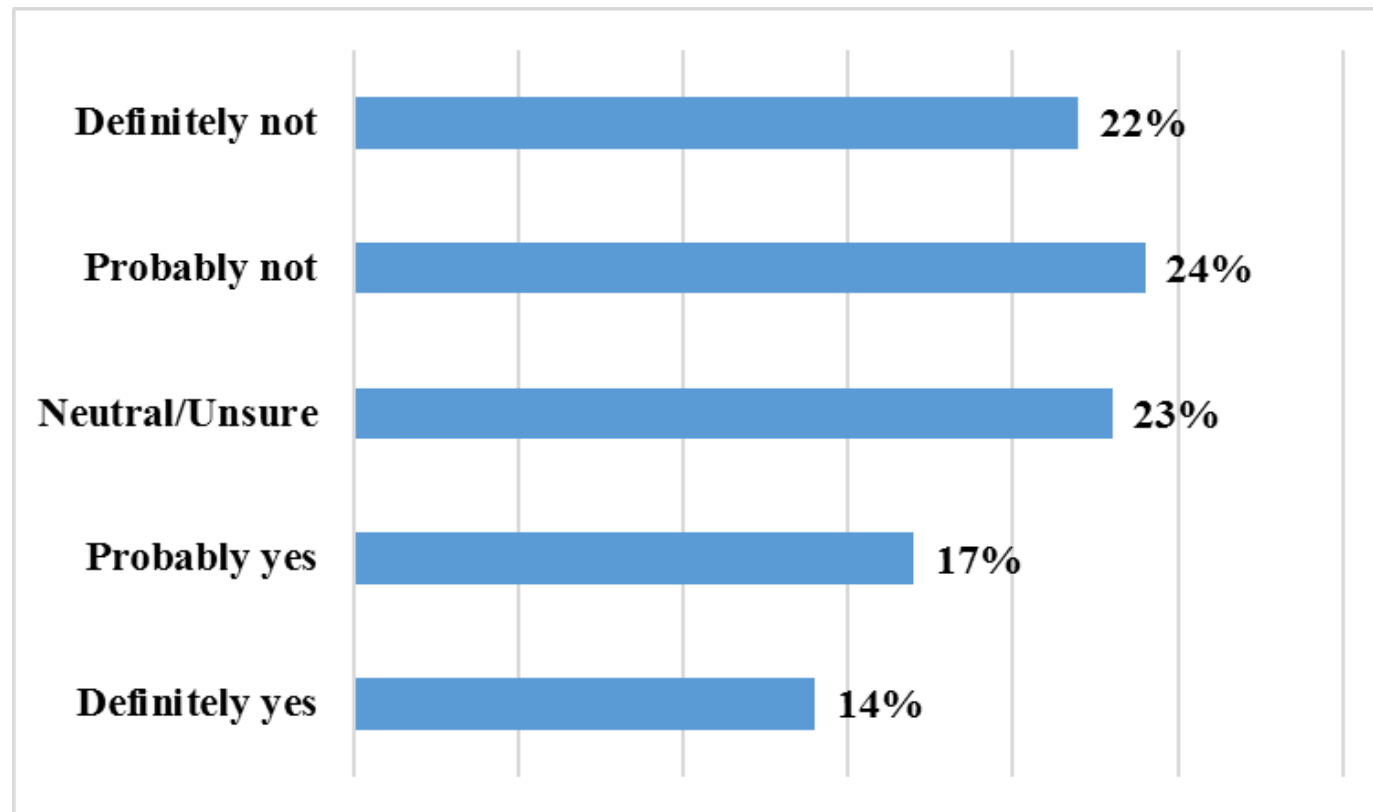
Vaccination Mandates by Race/Ethnicity

- Asian American/Asian and Filipino student respondents are most likely to want a vaccine mandate for students.



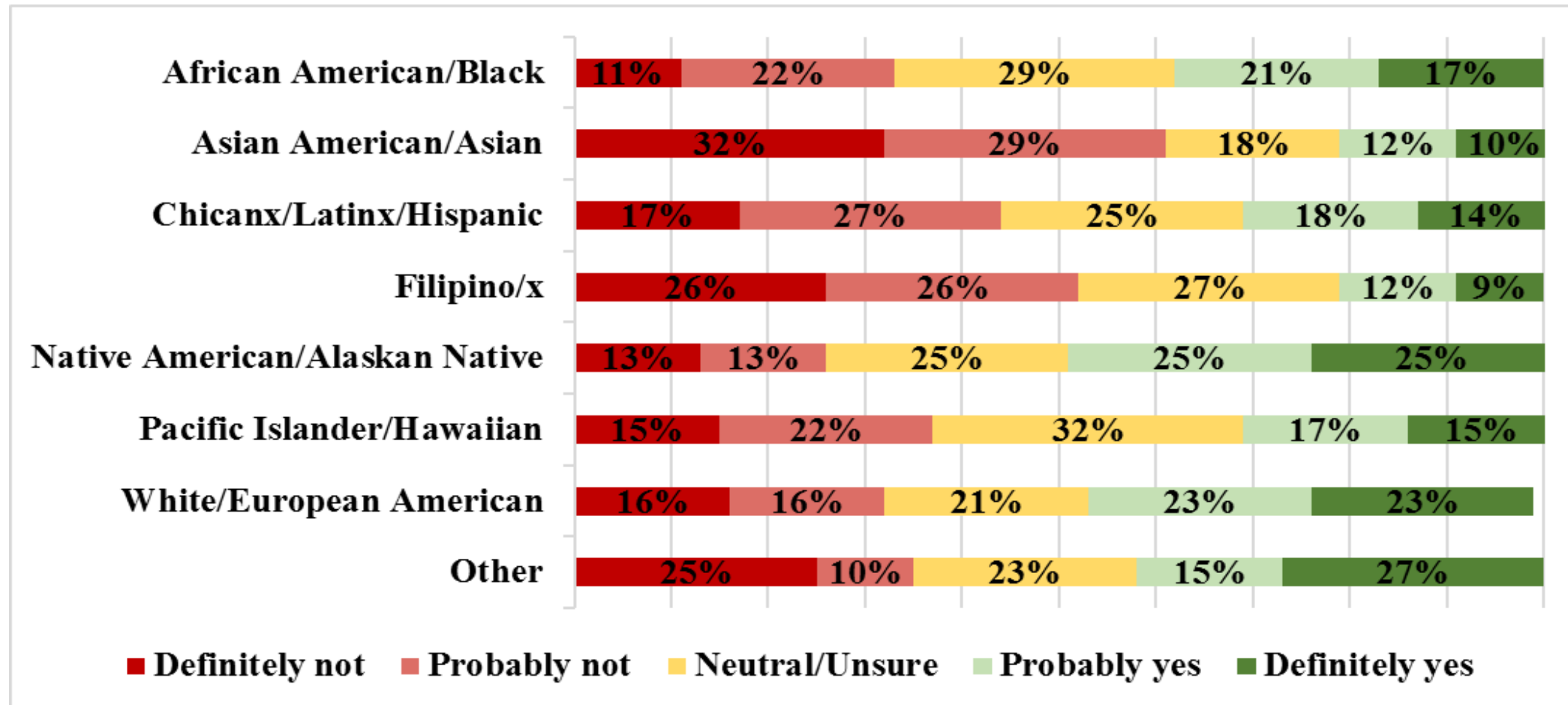
Willingness to Come to Campus if **Student Vaccines** are NOT Required

- **Just under half (46%)** of student respondents are *not willing to come to campus* if student vaccines are not required (22% definitely not; 24% probably not).
- **Another 23%** of student respondents *are neutral/unsure* whether they are willing to come to campus if student vaccines are not required.



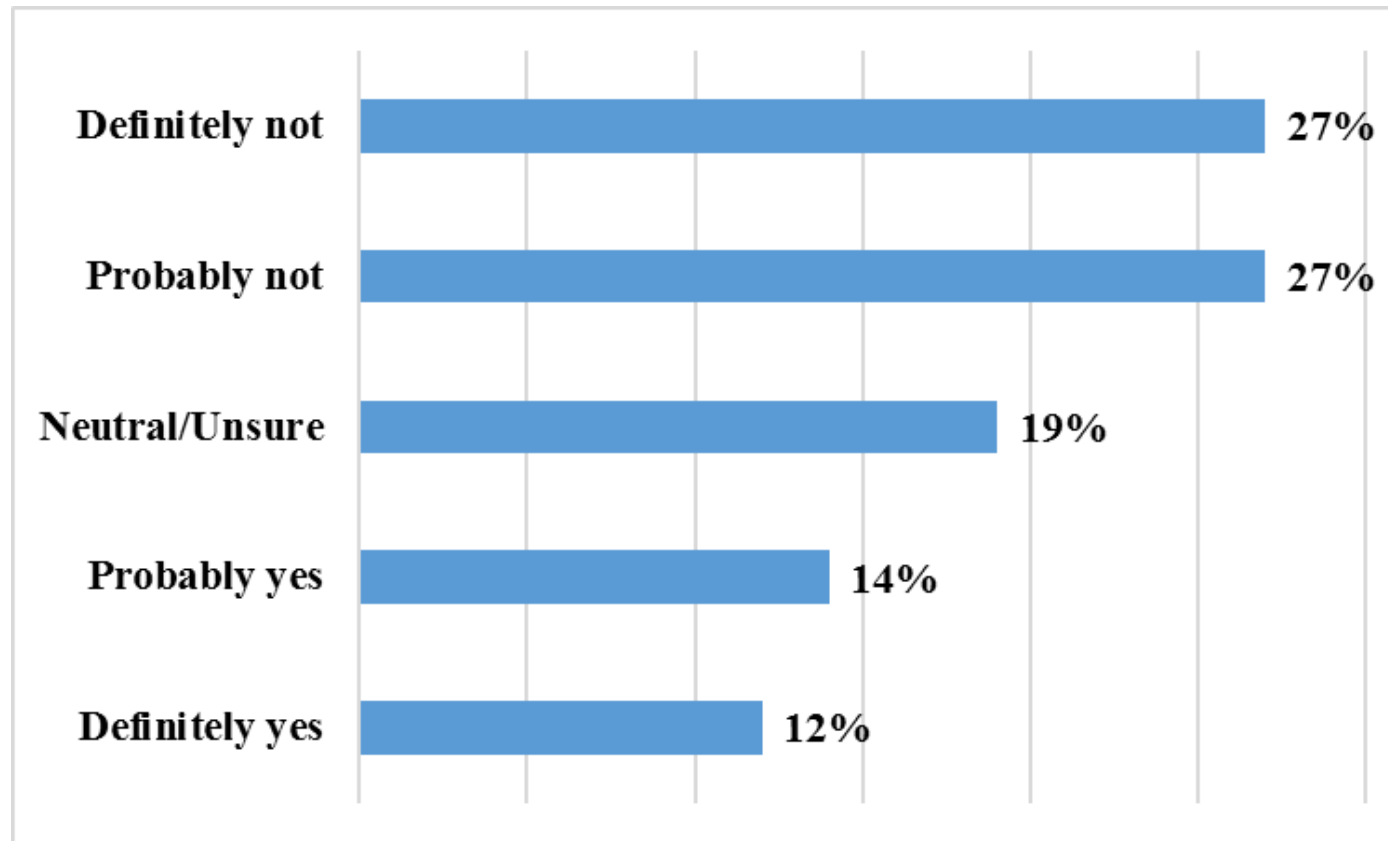
Variations by Race/Ethnicity for Willingness to Come to Campus if **Student** Vaccines are NOT Required

- If Chabot does NOT require a **student** vaccine: Native American (50%) and White (46%) respondents are *more* willing to come to campus and Asian American/Asian (22%) and Filipinx (21%) respondents are *less* willing.



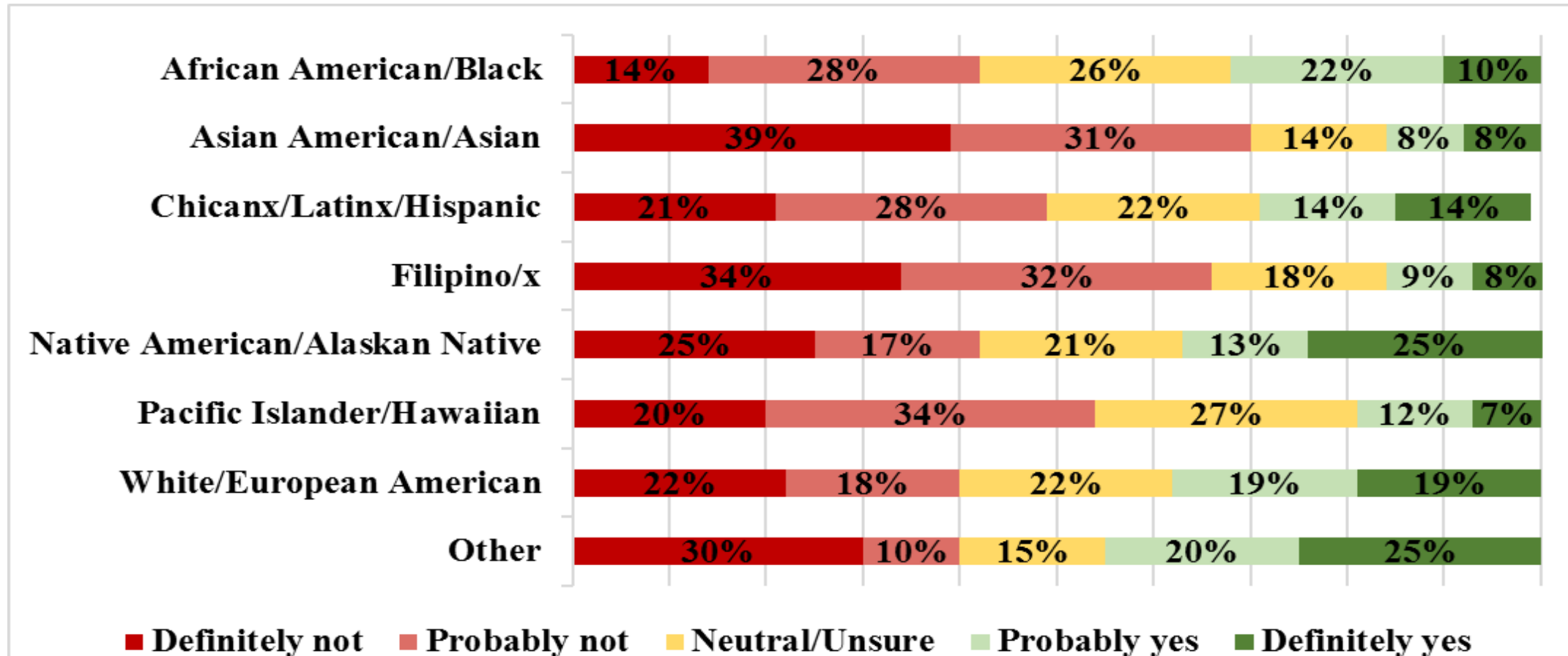
Willingness to Come to Campus if **Employee Vaccines** are **NOT** Required

- **Over half (54%)** of student respondents are *not willing to come to campus* if employee vaccines are not required (27% definitely not; 27% probably not).
- **Another 19%** of student respondents *are neutral/unsure* whether they are willing to come to campus if employee vaccines are not required.



Variations by Race/Ethnicity for Willingness to Come to Campus if **Employee** Vaccines are NOT Required

- If Chabot does NOT require an **employee** vaccine: Native American (38%) and White (38%) respondents are *more* willing to come to campus and Filipinx (17%) and Asian American/Asian (16%) respondents are *less* willing.



Reasons for Not Wanting Vaccination for Covid-19

- Seventy-five students said they did not plan to get the Covid-19 vaccine.
- Thirty-seven are undecided.
- “What are your main reasons for choosing “undecided” or “do not plan to get vaccinated”? (Check all that apply.)”
- Top Three Reasons:
 - 1) I am concerned about the vaccine's safety. (n=62)
 - 2) I am concerned about the vaccine’s side effects. (n=60)
 - 3) I do not trust the information about the vaccine. (n=56)

Highlights Part I

- **82%** of Fall 2021 Chabot student *respondents* are already full vaccinated.
- **91%** of Fall 2021 Chabot student *respondents* are: 1) fully vaccinated *or* 2) partially vaccinated *or* 3) plan to get the vaccine.
 - **Asian American/Asian** and **Filipinx** student respondents are more likely to be fully vaccinated than students from other racial/ethnic backgrounds.
- **72%** of student respondents believe there should be a vaccine mandate for students (52% definitely yes, 20% probably yes).
 - **Asian American/Asian** and **Filipinx** student respondents are most likely to want a vaccine mandate for students.

Highlights Part II

- **Just under half** of student respondents are *not willing to come to campus* if **student** vaccines are not required (22% definitely not; 24% probably not).
 - **Another 23%** of student respondents *are neutral/unsure* whether they are willing to come to campus if **student** vaccines are not required.
 - **Native American** (50%) and **White** (46%) respondents are *more* willing to come to campus and **Asian American/Asian** (22%) and **Filipinx** (21%) respondents are *less* willing to come to campus if **student** vaccines are not required.
- **Over half** of student respondents are *not willing to come to campus* if **employee** vaccines are not required (27% definitely not; 27% probably not).
 - **Another 19%** of student respondents *are neutral/unsure* whether they are willing to come to campus if **employee** vaccines are not required.
 - **Native American** (38%) and **White** (38%) respondents are *more* willing to come to campus and **Filipinx** (17%) and **Asian American/Asian** (16%) respondents are *less* willing to come to campus if **employee** vaccines are not required.