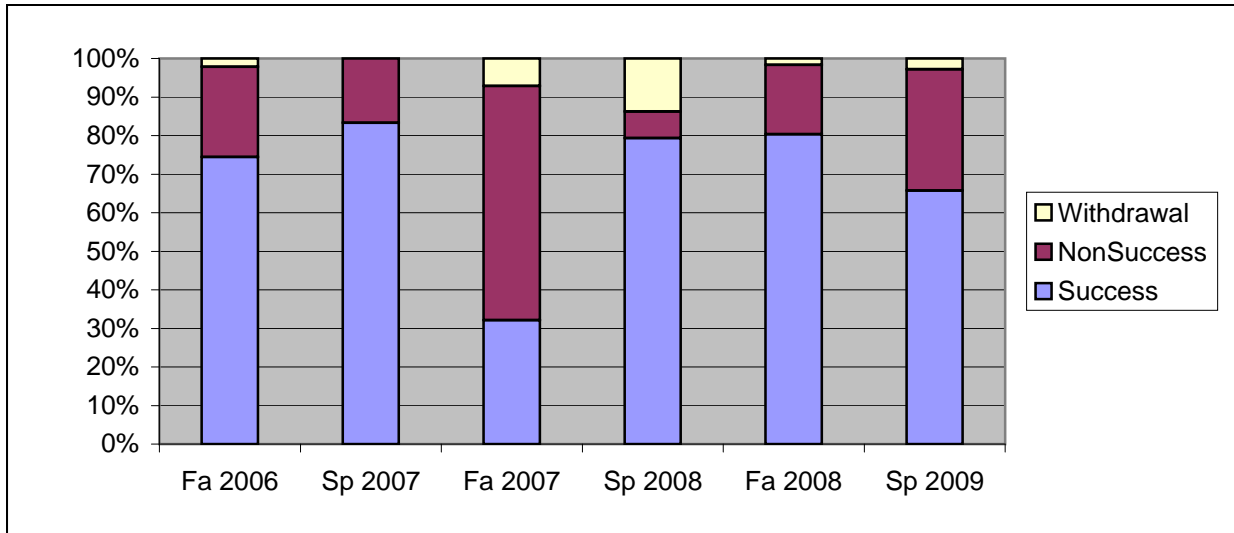
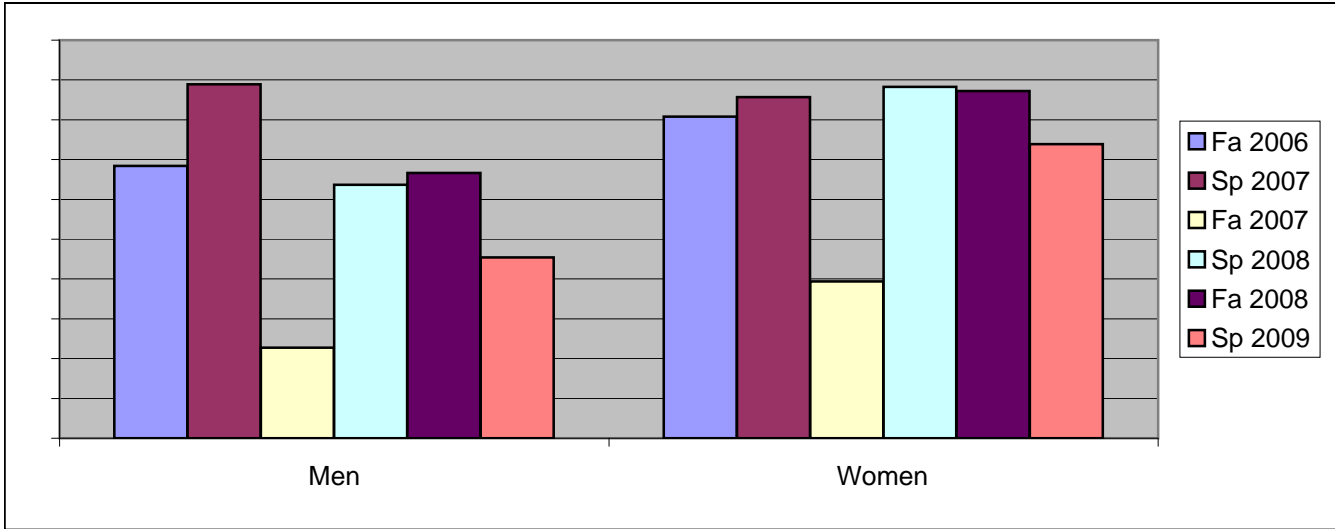


Chabot
 Success, Non-Success, and Withdrawal Rates By Semester
 Course: PSCN 22



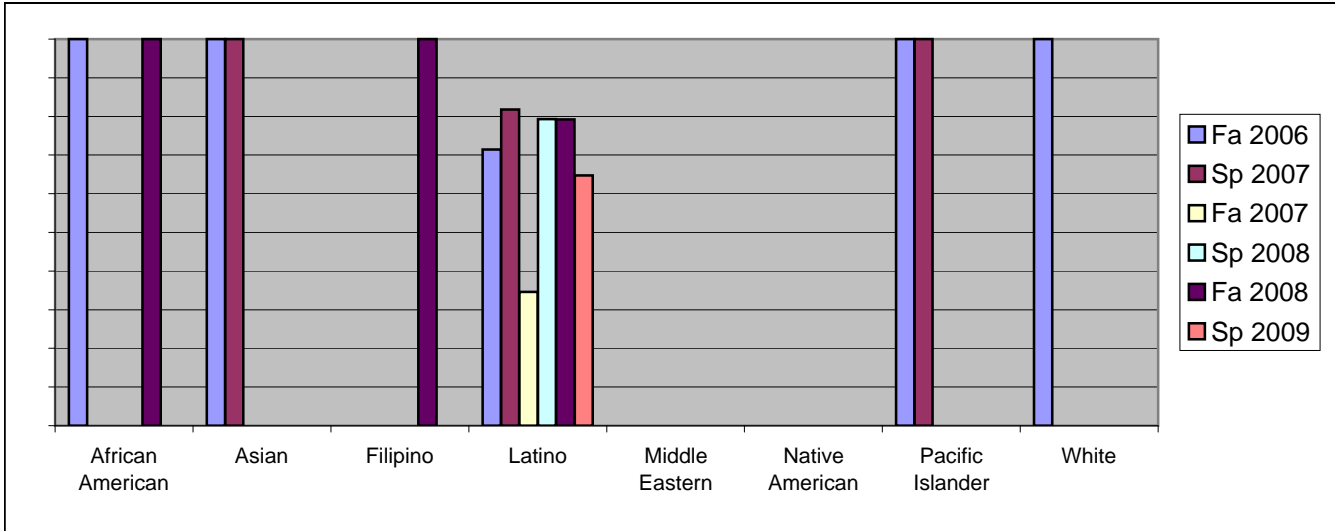
	Fa 2006	Sp 2007	Fa 2007	Sp 2008	Fa 2008	Sp 2009
Success	74%	83%	32%	79%	80%	66%
Non-Success	23%	17%	61%	7%	18%	31%
Withdrawal	2%	0%	7%	14%	2%	3%
Total Percent	100%	100%	100%	100%	100%	100%
Total Enrolled	47	24	56	29	61	35

Chabot
Success Rates By Gender and Semester
Course: PSCN 22



	Fa 2006	Sp 2007	Fa 2007	Sp 2008	Fa 2008	Sp 2009
Men						
Success	68%	89%	23%	64%	67%	45%
Non-Success	32%	11%	73%	18%	33%	45%
Withdrawal	0%	0%	5%	18%	0%	9%
Total Percent	100%	100%	100%	100%	100%	100%
Total Enrolled	19	9	22	11	21	11
Women						
Success	81%	86%	39%	88%	87%	74%
Non-Success	15%	14%	52%	0%	10%	26%
Withdrawal	4%	0%	9%	12%	3%	0%
Total Percent	100%	100%	100%	100%	100%	100%
Total Enrolled	26	14	33	17	39	23

Chabot
Success Rates By Ethnicity and Semester
Course: PSCN 22



	Fa 2006	Sp 2007	Fa 2007	Sp 2008	Fa 2008	Sp 2009
African American						
Success	100%	0%	0%	0%	100%	0%
Non-Success	0%	0%	0%	0%	0%	0%
Withdrawal	0%	0%	0%	0%	0%	0%
Total Percent	100%	0%	0%	0%	100%	0%
Total Enrolled	1	0	0	0	3	0
Asian						
Success	100%	100%	0%	0%	0%	0%
Non-Success	0%	0%	100%	0%	100%	0%
Withdrawal	0%	0%	0%	0%	0%	0%
Total Percent	100%	100%	100%	0%	100%	0%
Total Enrolled	1	1	1	0	1	0
Filipino						
Success	0%	0%	0%	0%	100%	0%
Non-Success	0%	0%	0%	0%	0%	0%
Withdrawal	0%	0%	100%	0%	0%	0%
Total Percent	0%	0%	100%	0%	100%	0%
Total Enrolled	0	0	1	0	1	0
Latino						
Success	71%	82%	35%	79%	79%	65%
Non-Success	26%	18%	60%	7%	19%	32%
Withdrawal	2%	0%	6%	14%	2%	3%
Total Percent	100%	100%	100%	100%	100%	100%
Total Enrolled	42	22	52	29	53	34
Middle Eastern						
Success	0%	0%	0%	0%	0%	0%
Non-Success	0%	0%	0%	0%	0%	0%
Withdrawal	0%	0%	0%	0%	0%	0%
Total Percent	0%	0%	0%	0%	0%	0%
Total Enrolled	0	0	0	0	0	0
Native American						
Success	0%	0%	0%	0%	0%	0%
Non-Success	0%	0%	100%	0%	0%	0%
Withdrawal	0%	0%	0%	0%	0%	0%

Total Percent	0%	0%	100%	0%	0%	0%
Total Enrolled	0	0	1	0	0	0
Pacific Islander						
Success	100%	100%	0%	0%	0%	0%
Non-Success	0%	0%	100%	0%	0%	0%
Withdrawal	0%	0%	0%	0%	0%	0%
Total Percent	100%	100%	100%	0%	0%	0%
Total Enrolled	1	1	1	0	0	0
White						
Success	100%	0%	0%	0%	0%	0%
Non-Success	0%	0%	0%	0%	0%	0%
Withdrawal	0%	0%	0%	0%	0%	0%
Total Percent	100%	0%	0%	0%	0%	0%
Total Enrolled	1	0	0	0	0	0