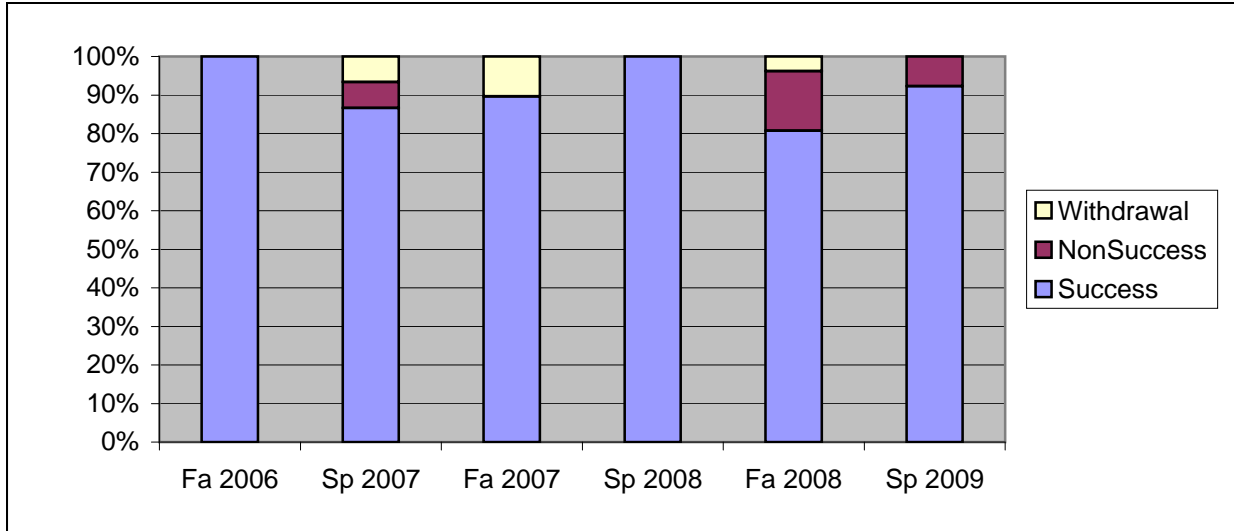
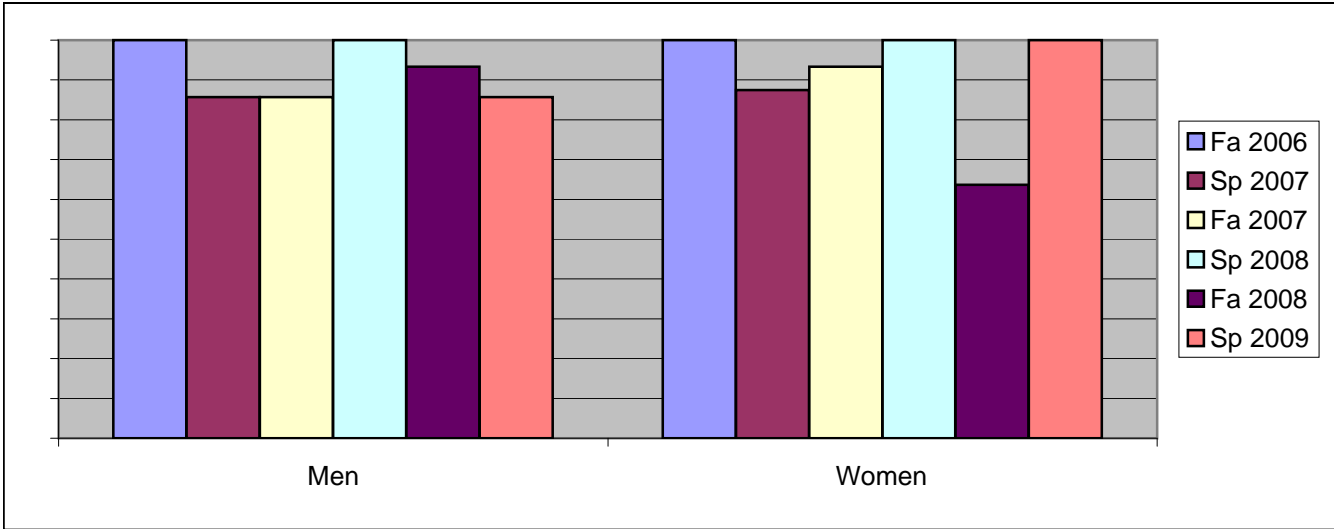


Chabot
 Success, Non-Success, and Withdrawal Rates By Semester
 Course: PSCN 28



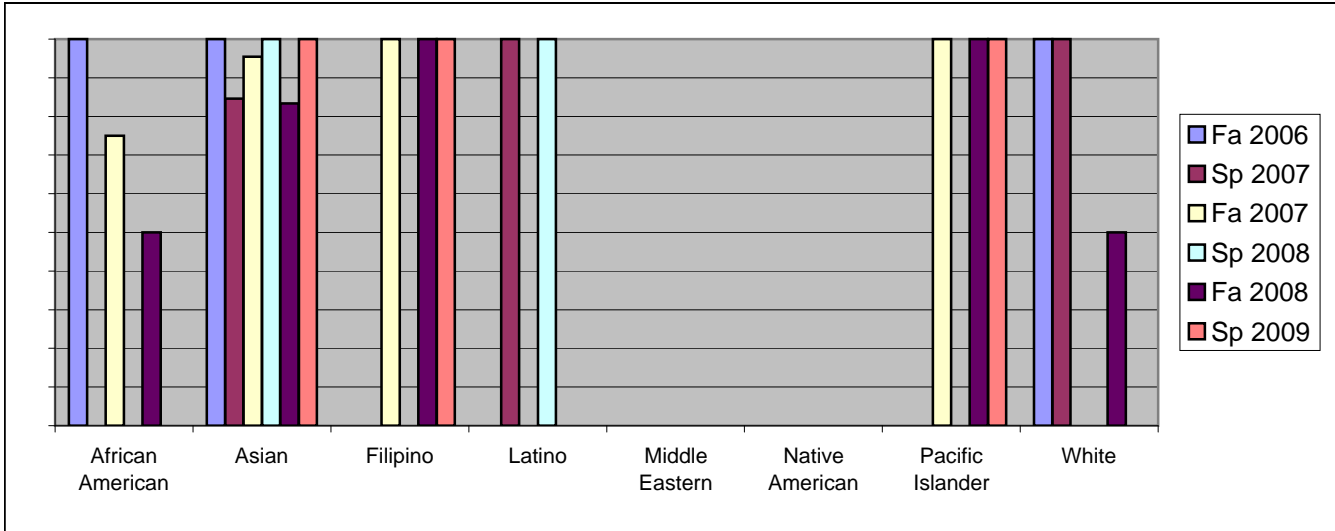
	Fa 2006	Sp 2007	Fa 2007	Sp 2008	Fa 2008	Sp 2009
Success	100%	87%	90%	100%	81%	92%
Non-Success	0%	7%	0%	0%	15%	8%
Withdrawal	0%	7%	10%	0%	4%	0%
Total Percent	100%	100%	100%	100%	100%	100%
Total Enrolled	26	15	29	16	26	13

Chabot
Success Rates By Gender and Semester
Course: PSCN 28



	Fa 2006	Sp 2007	Fa 2007	Sp 2008	Fa 2008	Sp 2009
Men						
Success	100%	86%	86%	100%	93%	86%
Non-Success	0%	0%	0%	0%	7%	14%
Withdrawal	0%	14%	14%	0%	0%	0%
Total Percent	100%	100%	100%	100%	100%	100%
Total Enrolled	15	7	14	9	15	7
Women						
Success	100%	88%	93%	100%	64%	100%
Non-Success	0%	13%	0%	0%	27%	0%
Withdrawal	0%	0%	7%	0%	9%	0%
Total Percent	100%	100%	100%	100%	100%	100%
Total Enrolled	11	8	15	7	11	6

Chabot
Success Rates By Ethnicity and Semester
Course: PSCN 28



	Fa 2006	Sp 2007	Fa 2007	Sp 2008	Fa 2008	Sp 2009
African American						
Success	100%	0%	75%	0%	50%	0%
Non-Success	0%	0%	0%	0%	50%	100%
Withdrawal	0%	0%	25%	0%	0%	0%
Total Percent	100%	0%	100%	0%	100%	100%
Total Enrolled	1	0	4	0	2	1
Asian						
Success	100%	85%	95%	100%	83%	100%
Non-Success	0%	8%	0%	0%	11%	0%
Withdrawal	0%	8%	5%	0%	6%	0%
Total Percent	100%	100%	100%	100%	100%	100%
Total Enrolled	17	13	22	14	18	10
Filipino						
Success	0%	0%	100%	0%	100%	100%
Non-Success	0%	0%	0%	0%	0%	0%
Withdrawal	0%	0%	0%	0%	0%	0%
Total Percent	0%	0%	100%	0%	100%	100%
Total Enrolled	0	0	1	0	1	1
Latino						
Success	0%	100%	0%	100%	0%	0%
Non-Success	0%	0%	0%	0%	0%	0%
Withdrawal	0%	0%	0%	0%	0%	0%
Total Percent	0%	100%	0%	100%	0%	0%
Total Enrolled	0	1	0	1	0	0
Middle Eastern						
Success	0%	0%	0%	0%	0%	0%
Non-Success	0%	0%	0%	0%	0%	0%
Withdrawal	0%	0%	100%	0%	0%	0%
Total Percent	0%	0%	100%	0%	0%	0%
Total Enrolled	0	0	1	0	0	0
Native American						
Success	0%	0%	0%	0%	0%	0%
Non-Success	0%	0%	0%	0%	0%	0%
Withdrawal	0%	0%	0%	0%	0%	0%

Total Percent	0%	0%	0%	0%	0%	0%
Total Enrolled	0	0	0	0	0	0
Pacific Islander						
Success	0%	0%	100%	0%	100%	100%
Non-Success	0%	0%	0%	0%	0%	0%
Withdrawal	0%	0%	0%	0%	0%	0%
Total Percent	0%	0%	100%	0%	100%	100%
Total Enrolled	0	0	1	0	1	1
White						
Success	100%	100%	0%	0%	50%	0%
Non-Success	0%	0%	0%	0%	50%	0%
Withdrawal	0%	0%	0%	0%	0%	0%
Total Percent	100%	100%	0%	0%	100%	0%
Total Enrolled	1	1	0	0	2	0