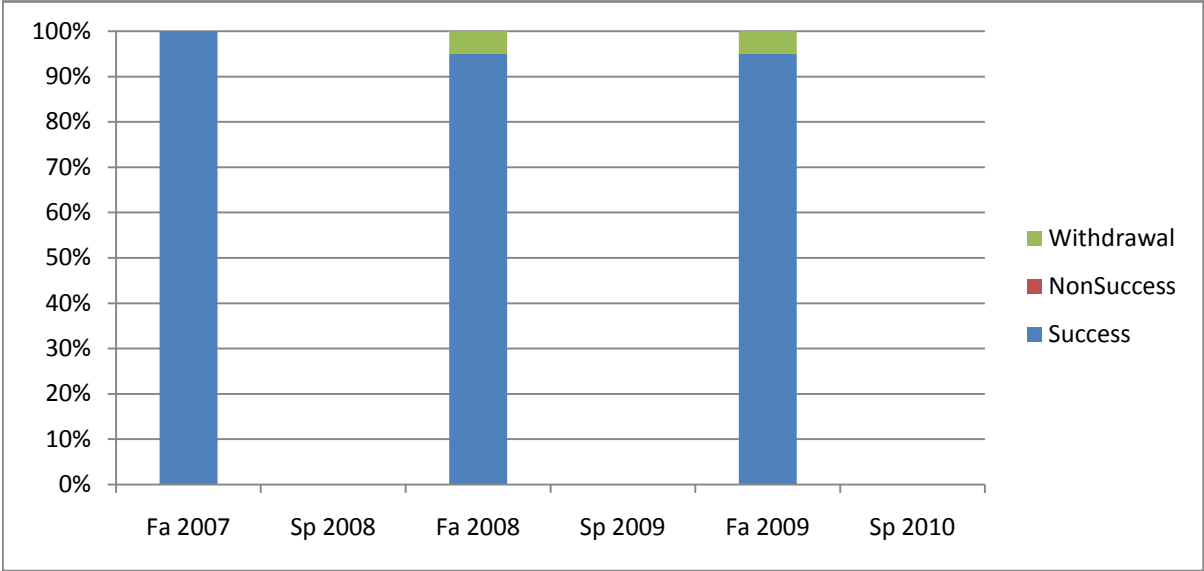
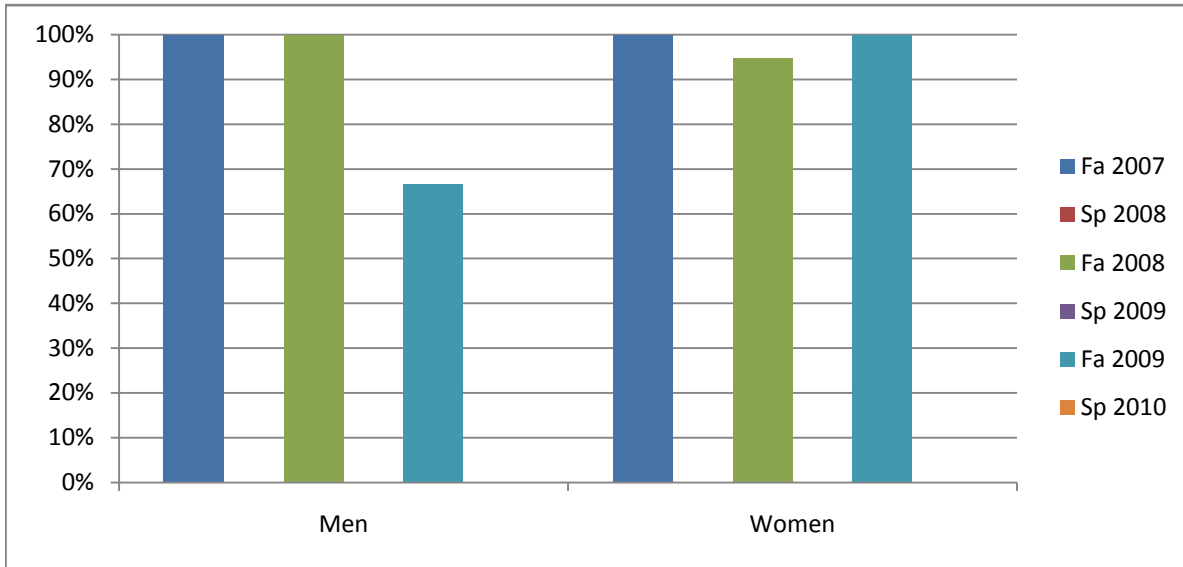


Chabot
 Success, Non-Success, and Withdrawal Rates By Semester
 Course: DHYG 61L



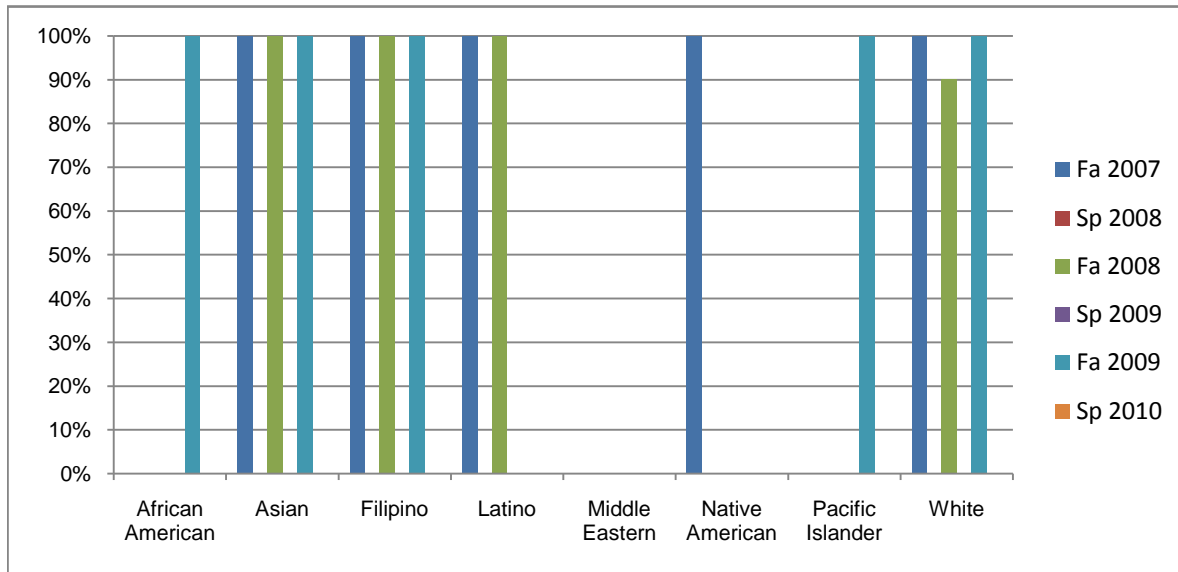
	Fa 2007	Sp 2008	Fa 2008	Sp 2009	Fa 2009	Sp 2010
Success	100%	0%	95%	0%	95%	0%
Non-Success	0%	0%	0%	0%	0%	0%
Withdrawal	0%	0%	5%	0%	5%	0%
Total Percent	100%	0%	100%	0%	100%	0%
Total Enrolled	20	0	20	0	20	0

Chabot
Success Rates By Gender and Semester
Course: DHYG 61L



	Fa 2007	Sp 2008	Fa 2008	Sp 2009	Fa 2009	Sp 2010
Men						
Success	100%	0%	100%	0%	67%	0%
Non-Success	0%	0%	0%	0%	0%	0%
Withdrawal	0%	0%	0%	0%	33%	0%
Total Percent	100%	0%	100%	0%	100%	0%
Total Enrolled	2	0	1	0	3	0
Women						
Success	100%	0%	95%	0%	100%	0%
Non-Success	0%	0%	0%	0%	0%	0%
Withdrawal	0%	0%	5%	0%	0%	0%
Total Percent	100%	0%	100%	0%	100%	0%
Total Enrolled	18	0	19	0	17	0

Chabot
Success Rates By Ethnicity and Semester
Course: DHYG 61L



	Fa 2007	Sp 2008	Fa 2008	Sp 2009	Fa 2009	Sp 2010
African American						
Success	0%	0%	0%	0%	100%	0%
Non-Success	0%	0%	0%	0%	0%	0%
Withdrawal	0%	0%	0%	0%	0%	0%
Total Percent	0%	0%	0%	0%	100%	0%
Total Enrolled	0	0	0	0	1	0
Asian						
Success	100%	0%	100%	0%	100%	0%
Non-Success	0%	0%	0%	0%	0%	0%
Withdrawal	0%	0%	0%	0%	0%	0%
Total Percent	100%	0%	100%	0%	100%	0%
Total Enrolled	4	0	5	0	7	0
Filipino						
Success	100%	0%	100%	0%	100%	0%
Non-Success	0%	0%	0%	0%	0%	0%
Withdrawal	0%	0%	0%	0%	0%	0%
Total Percent	100%	0%	100%	0%	100%	0%
Total Enrolled	2	0	1	0	4	0
Latino						
Success	100%	0%	100%	0%	0%	0%
Non-Success	0%	0%	0%	0%	0%	0%
Withdrawal	0%	0%	0%	0%	0%	0%
Total Percent	100%	0%	100%	0%	0%	0%
Total Enrolled	3	0	3	0	0	0
Middle Eastern						
Success	0%	0%	0%	0%	0%	0%
Non-Success	0%	0%	0%	0%	0%	0%
Withdrawal	0%	0%	0%	0%	0%	0%

Total Percent	0%	0%	0%	0%	0%	0%
Total Enrolled	0	0	0	0	0	0
Native American						
Success	100%	0%	0%	0%	0%	0%
Non-Success	0%	0%	0%	0%	0%	0%
Withdrawal	0%	0%	0%	0%	0%	0%
Total Percent	100%	0%	0%	0%	0%	0%
Total Enrolled	2	0	0	0	0	0
Pacific Islander						
Success	0%	0%	0%	0%	100%	0%
Non-Success	0%	0%	0%	0%	0%	0%
Withdrawal	0%	0%	0%	0%	0%	0%
Total Percent	0%	0%	0%	0%	100%	0%
Total Enrolled	0	0	0	0	1	0
White						
Success	100%	0%	90%	0%	100%	0%
Non-Success	0%	0%	0%	0%	0%	0%
Withdrawal	0%	0%	10%	0%	0%	0%
Total Percent	100%	0%	100%	0%	100%	0%
Total Enrolled	5	0	10	0	3	0