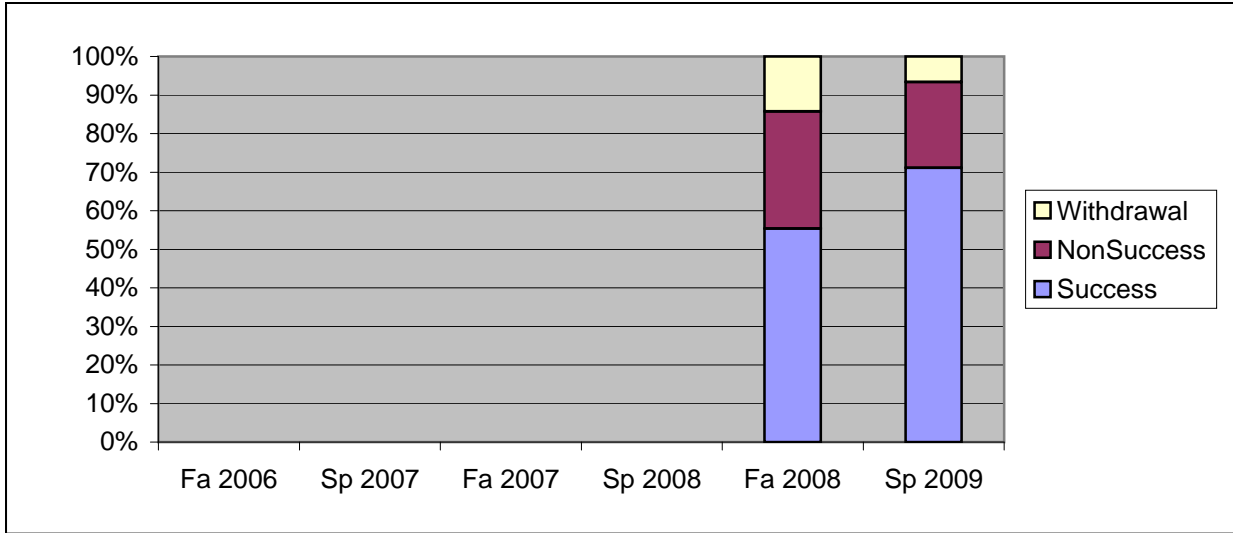
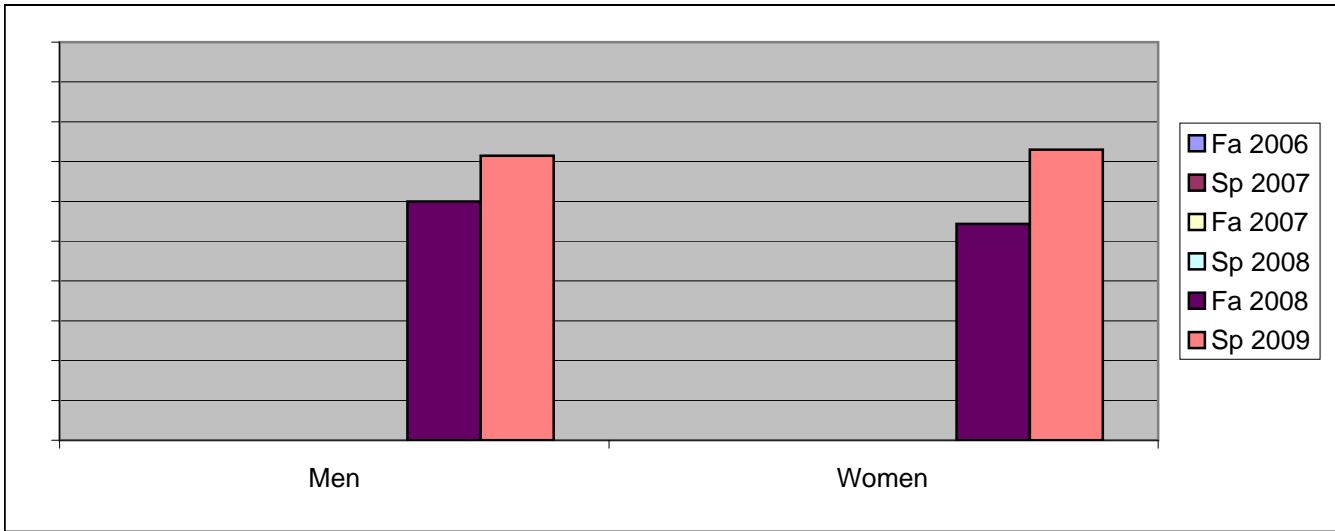


Chabot
 Success, Non-Success, and Withdrawal Rates By Semester
 Course: HLTH 16



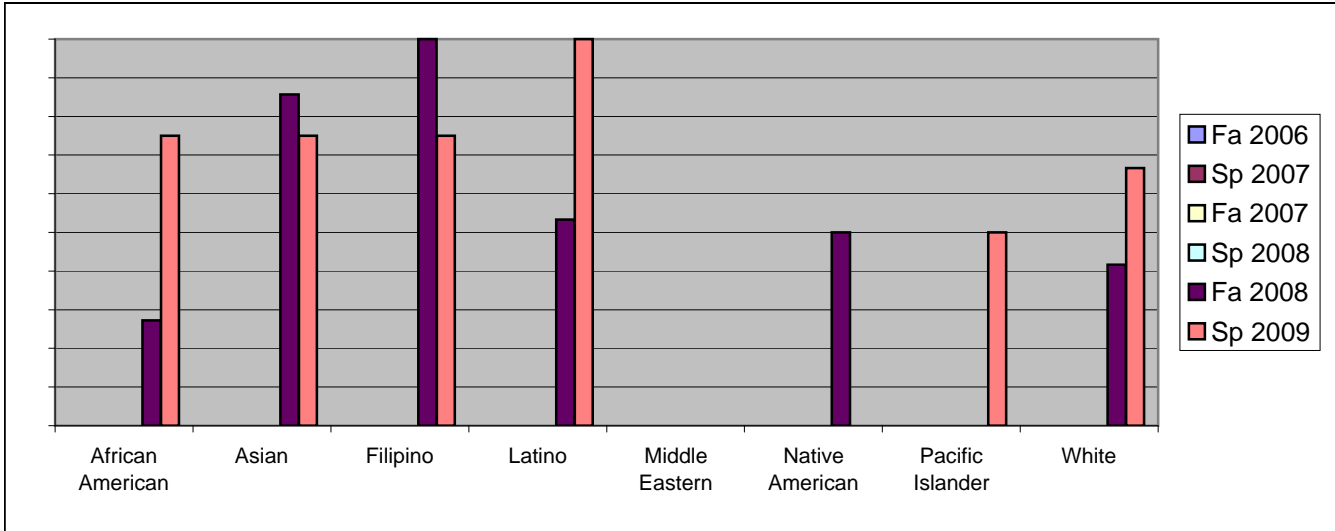
	Fa 2006	Sp 2007	Fa 2007	Sp 2008	Fa 2008	Sp 2009
Success	0%	0%	0%	0%	55%	71%
Non-Success	0%	0%	0%	0%	30%	22%
Withdrawal	0%	0%	0%	0%	14%	7%
Total Percent	0%	0%	0%	0%	100%	100%
Total Enrolled	0	0	0	0	56	45

Chabot
Success Rates By Gender and Semester
Course: HLTH 16



	Fa 2006	Sp 2007	Fa 2007	Sp 2008	Fa 2008	Sp 2009
Men						
Success	0%	0%	0%	0%	60%	71%
Non-Success	0%	0%	0%	0%	30%	29%
Withdrawal	0%	0%	0%	0%	10%	0%
Total Percent	0%	0%	0%	0%	100%	100%
Total Enrolled	0	0	0	0	10	7
Women						
Success	0%	0%	0%	0%	54%	73%
Non-Success	0%	0%	0%	0%	30%	19%
Withdrawal	0%	0%	0%	0%	15%	8%
Total Percent	0%	0%	0%	0%	100%	100%
Total Enrolled	0	0	0	0	46	37

Chabot
Success Rates By Ethnicity and Semester
Course: HLTH 16



	Fa 2006	Sp 2007	Fa 2007	Sp 2008	Fa 2008	Sp 2009
African American						
Success	0%	0%	0%	0%	27%	75%
Non-Success	0%	0%	0%	0%	55%	13%
Withdrawal	0%	0%	0%	0%	18%	13%
Total Percent	0%	0%	0%	0%	100%	100%
Total Enrolled	0	0	0	0	11	8
Asian						
Success	0%	0%	0%	0%	86%	75%
Non-Success	0%	0%	0%	0%	14%	25%
Withdrawal	0%	0%	0%	0%	0%	0%
Total Percent	0%	0%	0%	0%	100%	100%
Total Enrolled	0	0	0	0	7	4
Filipino						
Success	0%	0%	0%	0%	100%	75%
Non-Success	0%	0%	0%	0%	0%	25%
Withdrawal	0%	0%	0%	0%	0%	0%
Total Percent	0%	0%	0%	0%	100%	100%
Total Enrolled	0	0	0	0	6	4
Latino						
Success	0%	0%	0%	0%	53%	100%
Non-Success	0%	0%	0%	0%	20%	0%
Withdrawal	0%	0%	0%	0%	27%	0%
Total Percent	0%	0%	0%	0%	100%	100%
Total Enrolled	0	0	0	0	15	6
Middle Eastern						
Success	0%	0%	0%	0%	0%	0%
Non-Success	0%	0%	0%	0%	0%	0%
Withdrawal	0%	0%	0%	0%	0%	0%
Total Percent	0%	0%	0%	0%	0%	0%
Total Enrolled	0	0	0	0	0	0
Native American						
Success	0%	0%	0%	0%	50%	0%
Non-Success	0%	0%	0%	0%	50%	0%
Withdrawal	0%	0%	0%	0%	0%	0%

Total Percent	0%	0%	0%	0%	100%	0%
Total Enrolled	0	0	0	0	2	0
Pacific Islander						
Success	0%	0%	0%	0%	0%	50%
Non-Success	0%	0%	0%	0%	0%	50%
Withdrawal	0%	0%	0%	0%	0%	0%
Total Percent	0%	0%	0%	0%	0%	100%
Total Enrolled	0	0	0	0	0	2
White						
Success	0%	0%	0%	0%	42%	67%
Non-Success	0%	0%	0%	0%	42%	27%
Withdrawal	0%	0%	0%	0%	17%	7%
Total Percent	0%	0%	0%	0%	100%	100%
Total Enrolled	0	0	0	0	12	15