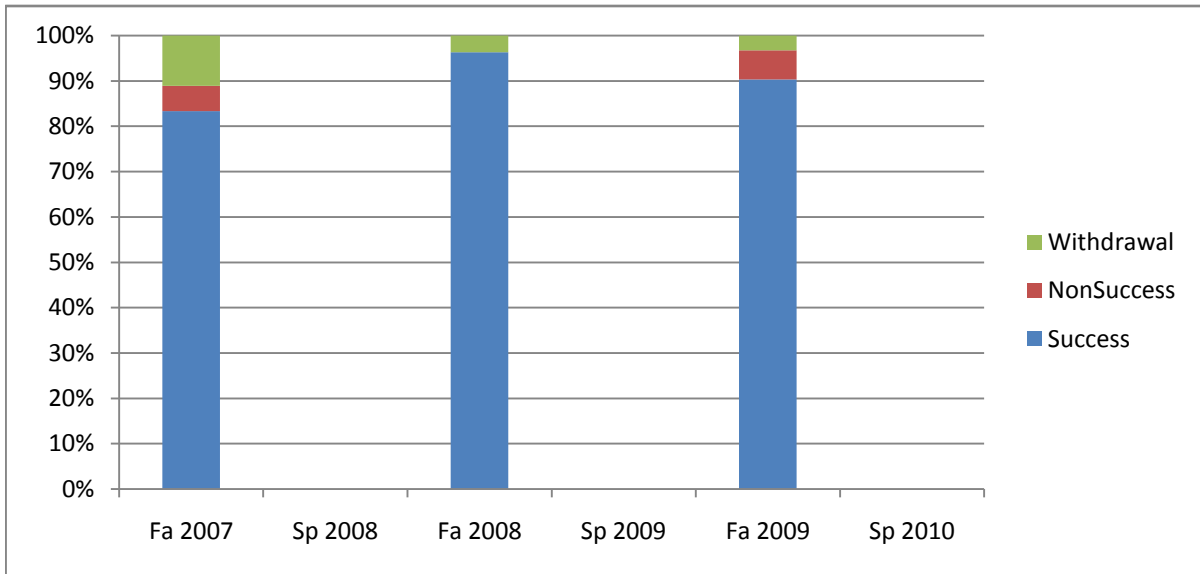
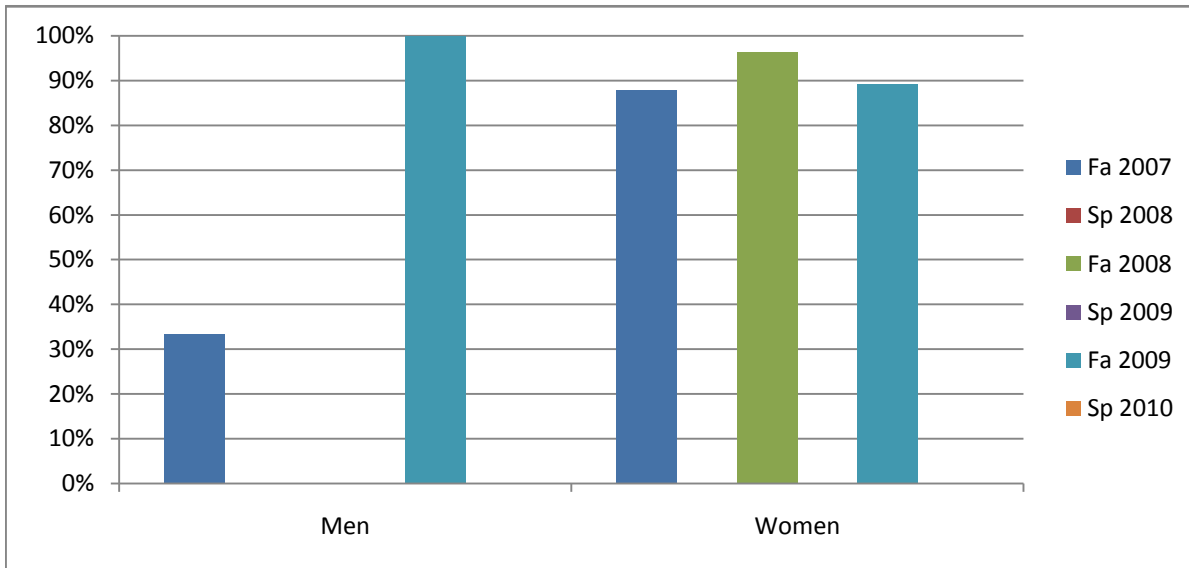


Chabot
 Success, Non-Success, and Withdrawal Rates By Semester
 Course: MEDA 70A



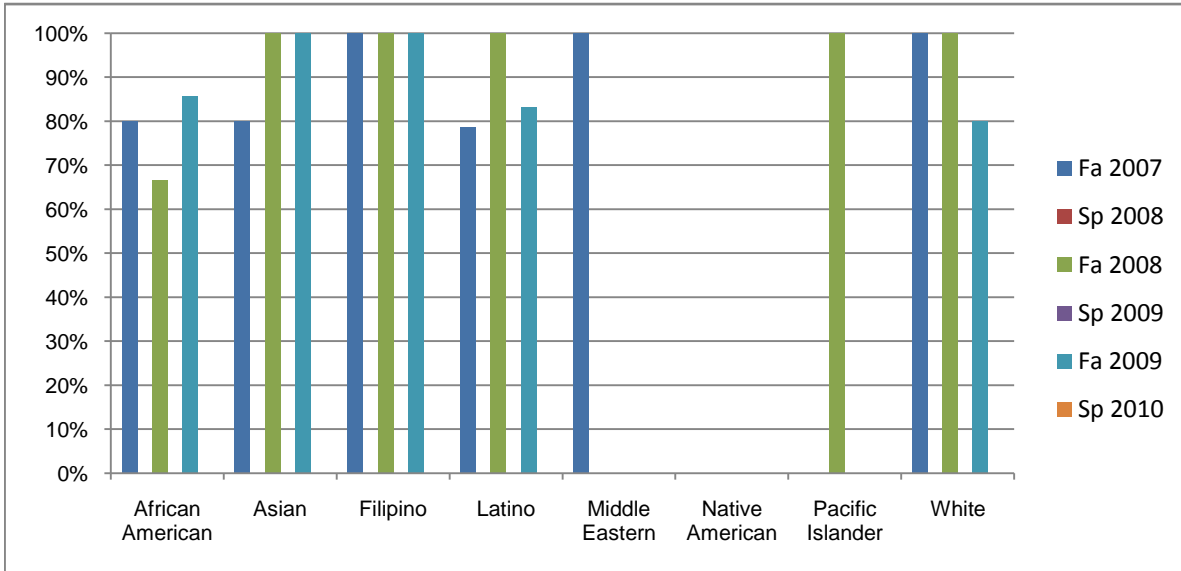
	Fa 2007	Sp 2008	Fa 2008	Sp 2009	Fa 2009	Sp 2010
Success	83%	0%	96%	0%	90%	0%
Non-Success	6%	0%	0%	0%	6%	0%
Withdrawal	11%	0%	4%	0%	3%	0%
Total Percent	100%	0%	100%	0%	100%	0%
Total Enrolled	36	0	27	0	31	0

Chabot
Success Rates By Gender and Semester
Course: MEDA 70A



	Fa 2007	Sp 2008	Fa 2008	Sp 2009	Fa 2009	Sp 2010
Men						
Success	33%	0%	0%	0%	100%	0%
Non-Success	33%	0%	0%	0%	0%	0%
Withdrawal	33%	0%	0%	0%	0%	0%
Total Percent	100%	0%	0%	0%	100%	0%
Total Enrolled	3	0	0	0	3	0
Women						
Success	88%	0%	96%	0%	89%	0%
Non-Success	3%	0%	0%	0%	7%	0%
Withdrawal	9%	0%	4%	0%	4%	0%
Total Percent	100%	0%	100%	0%	100%	0%
Total Enrolled	33	0	27	0	28	0

Chabot
Success Rates By Ethnicity and Semester
Course: MEDA 70A



	Fa 2007	Sp 2008	Fa 2008	Sp 2009	Fa 2009	Sp 2010
African American						
Success	80%	0%	67%	0%	86%	0%
Non-Success	0%	0%	0%	0%	14%	0%
Withdrawal	20%	0%	33%	0%	0%	0%
Total Percent	100%	0%	100%	0%	100%	0%
Total Enrolled	5	0	3	0	7	0
Asian						
Success	80%	0%	100%	0%	100%	0%
Non-Success	0%	0%	0%	0%	0%	0%
Withdrawal	20%	0%	0%	0%	0%	0%
Total Percent	100%	0%	100%	0%	100%	0%
Total Enrolled	5	0	4	0	4	0
Filipino						
Success	100%	0%	100%	0%	100%	0%
Non-Success	0%	0%	0%	0%	0%	0%
Withdrawal	0%	0%	0%	0%	0%	0%
Total Percent	100%	0%	100%	0%	100%	0%
Total Enrolled	3	0	2	0	6	0
Latino						
Success	79%	0%	100%	0%	83%	0%
Non-Success	7%	0%	0%	0%	17%	0%
Withdrawal	14%	0%	0%	0%	0%	0%
Total Percent	100%	0%	100%	0%	100%	0%
Total Enrolled	14	0	9	0	6	0
Middle Eastern						
Success	100%	0%	0%	0%	0%	0%
Non-Success	0%	0%	0%	0%	0%	0%
Withdrawal	0%	0%	0%	0%	0%	0%

Total Percent	100%	0%	0%	0%	0%	0%
Total Enrolled	1	0	0	0	0	0
Native American						
Success	0%	0%	0%	0%	0%	0%
Non-Success	0%	0%	0%	0%	0%	0%
Withdrawal	0%	0%	0%	0%	0%	0%
Total Percent	0%	0%	0%	0%	0%	0%
Total Enrolled	0	0	0	0	0	0
Pacific Islander						
Success	0%	0%	100%	0%	0%	0%
Non-Success	0%	0%	0%	0%	0%	0%
Withdrawal	0%	0%	0%	0%	0%	0%
Total Percent	0%	0%	100%	0%	0%	0%
Total Enrolled	0	0	1	0	0	0
White						
Success	100%	0%	100%	0%	80%	0%
Non-Success	0%	0%	0%	0%	0%	0%
Withdrawal	0%	0%	0%	0%	20%	0%
Total Percent	100%	0%	100%	0%	100%	0%
Total Enrolled	6	0	8	0	5	0