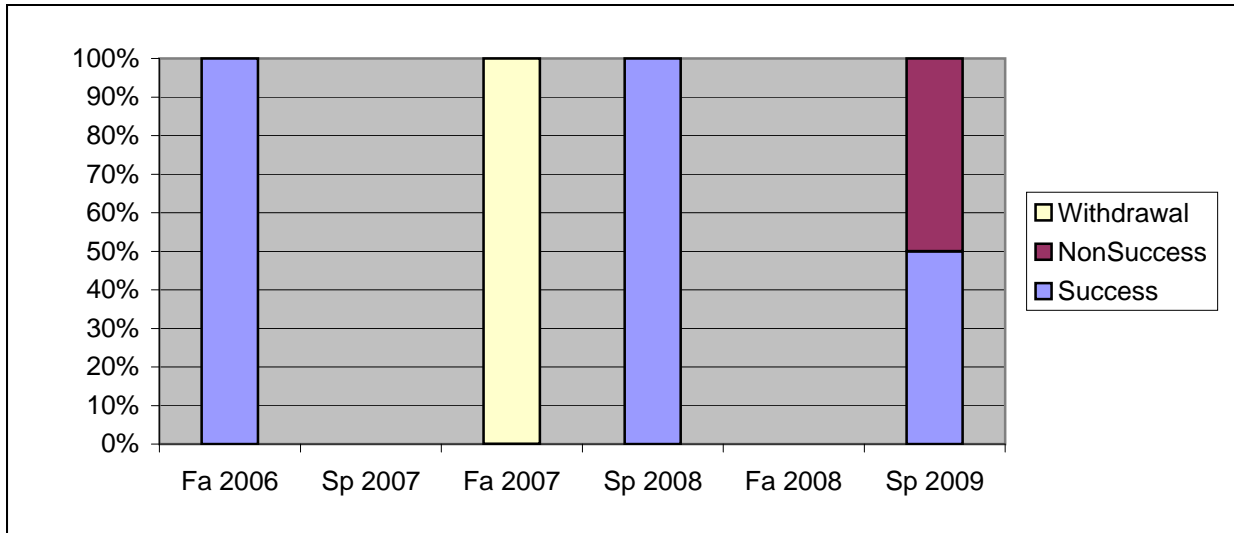
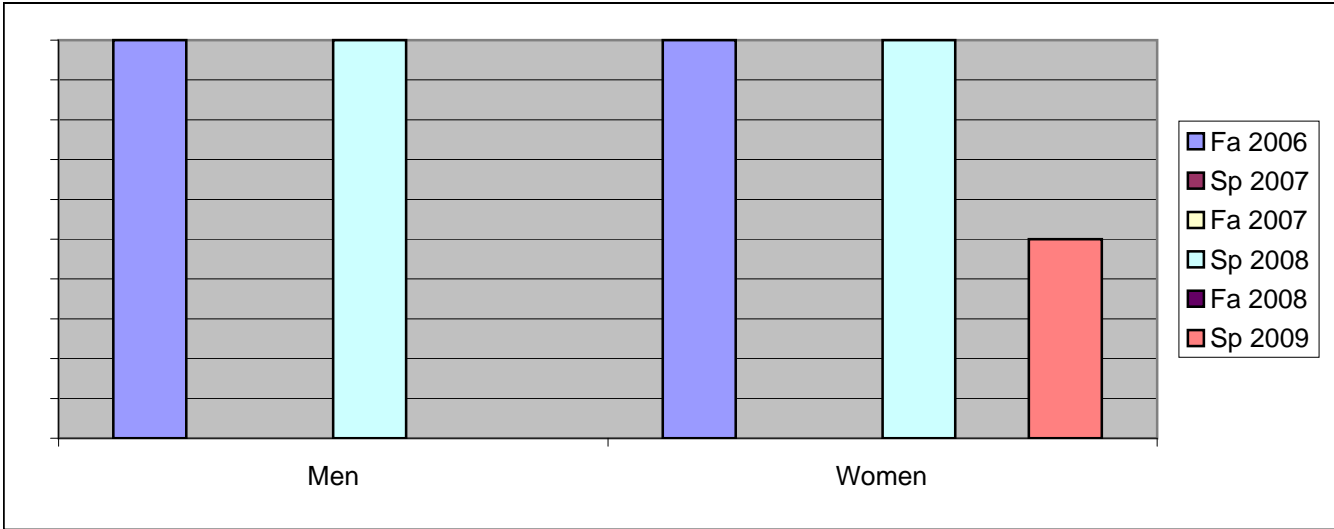


Chabot
 Success, Non-Success, and Withdrawal Rates By Semester
 Course: NURS 53



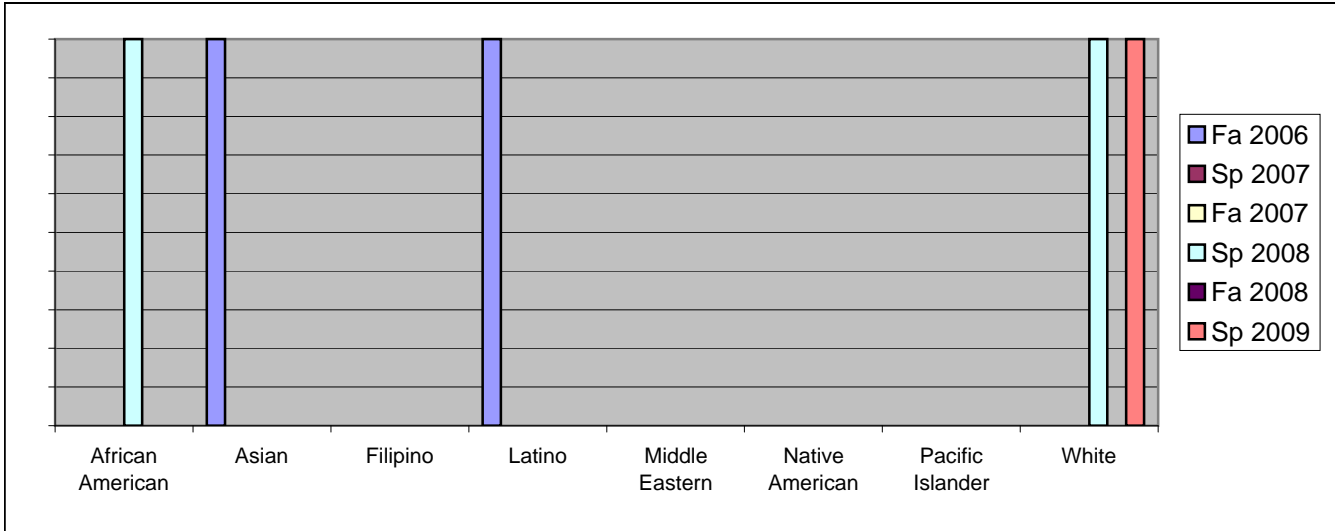
	Fa 2006	Sp 2007	Fa 2007	Sp 2008	Fa 2008	Sp 2009
Success	100%	0%	0%	100%	0%	50%
Non-Success	0%	0%	0%	0%	0%	50%
Withdrawal	0%	0%	100%	0%	0%	0%
Total Percent	100%	0%	100%	100%	0%	100%
Total Enrolled	2	0	2	2	0	2

Chabot
Success Rates By Gender and Semester
Course: NURS 53



	Fa 2006	Sp 2007	Fa 2007	Sp 2008	Fa 2008	Sp 2009
Men						
Success	100%	0%	0%	100%	0%	0%
Non-Success	0%	0%	0%	0%	0%	0%
Withdrawal	0%	0%	0%	0%	0%	0%
Total Percent	100%	0%	0%	100%	0%	0%
Total Enrolled	1	0	0	1	0	0
Women						
Success	100%	0%	0%	100%	0%	50%
Non-Success	0%	0%	0%	0%	0%	50%
Withdrawal	0%	0%	100%	0%	0%	0%
Total Percent	100%	0%	100%	100%	0%	100%
Total Enrolled	1	0	2	1	0	2

Chabot
Success Rates By Ethnicity and Semester
Course: NURS 53



	Fa 2006	Sp 2007	Fa 2007	Sp 2008	Fa 2008	Sp 2009
African American						
Success	0%	0%	0%	100%	0%	0%
Non-Success	0%	0%	0%	0%	0%	0%
Withdrawal	0%	0%	0%	0%	0%	0%
Total Percent	0%	0%	0%	100%	0%	0%
Total Enrolled	0	0	0	1	0	0
Asian						
Success	100%	0%	0%	0%	0%	0%
Non-Success	0%	0%	0%	0%	0%	100%
Withdrawal	0%	0%	0%	0%	0%	0%
Total Percent	100%	0%	0%	0%	0%	100%
Total Enrolled	1	0	0	0	0	1
Filipino						
Success	0%	0%	0%	0%	0%	0%
Non-Success	0%	0%	0%	0%	0%	0%
Withdrawal	0%	0%	0%	0%	0%	0%
Total Percent	0%	0%	0%	0%	0%	0%
Total Enrolled	0	0	0	0	0	0
Latino						
Success	100%	0%	0%	0%	0%	0%
Non-Success	0%	0%	0%	0%	0%	0%
Withdrawal	0%	0%	0%	0%	0%	0%
Total Percent	100%	0%	0%	0%	0%	0%
Total Enrolled	1	0	0	0	0	0
Middle Eastern						
Success	0%	0%	0%	0%	0%	0%
Non-Success	0%	0%	0%	0%	0%	0%
Withdrawal	0%	0%	0%	0%	0%	0%
Total Percent	0%	0%	0%	0%	0%	0%
Total Enrolled	0	0	0	0	0	0
Native American						
Success	0%	0%	0%	0%	0%	0%
Non-Success	0%	0%	0%	0%	0%	0%
Withdrawal	0%	0%	0%	0%	0%	0%

Total Percent	0%	0%	0%	0%	0%	0%
Total Enrolled	0	0	0	0	0	0
Pacific Islander						
Success	0%	0%	0%	0%	0%	0%
Non-Success	0%	0%	0%	0%	0%	0%
Withdrawal	0%	0%	0%	0%	0%	0%
Total Percent	0%	0%	0%	0%	0%	0%
Total Enrolled	0	0	0	0	0	0
White						
Success	0%	0%	0%	100%	0%	100%
Non-Success	0%	0%	0%	0%	0%	0%
Withdrawal	0%	0%	100%	0%	0%	0%
Total Percent	0%	0%	100%	100%	0%	100%
Total Enrolled	0	0	2	1	0	1