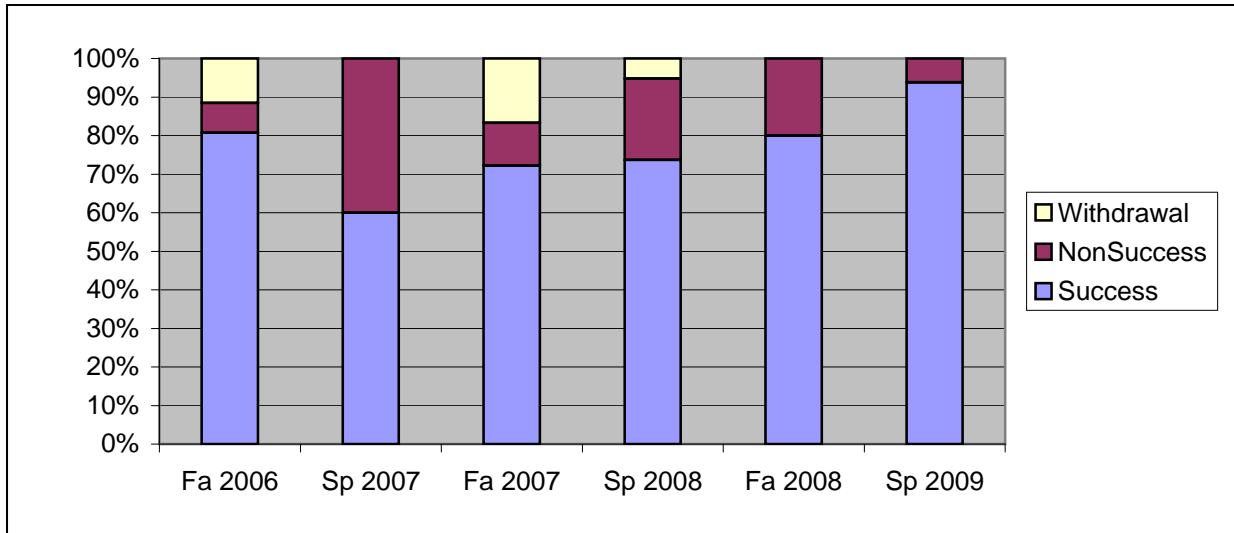
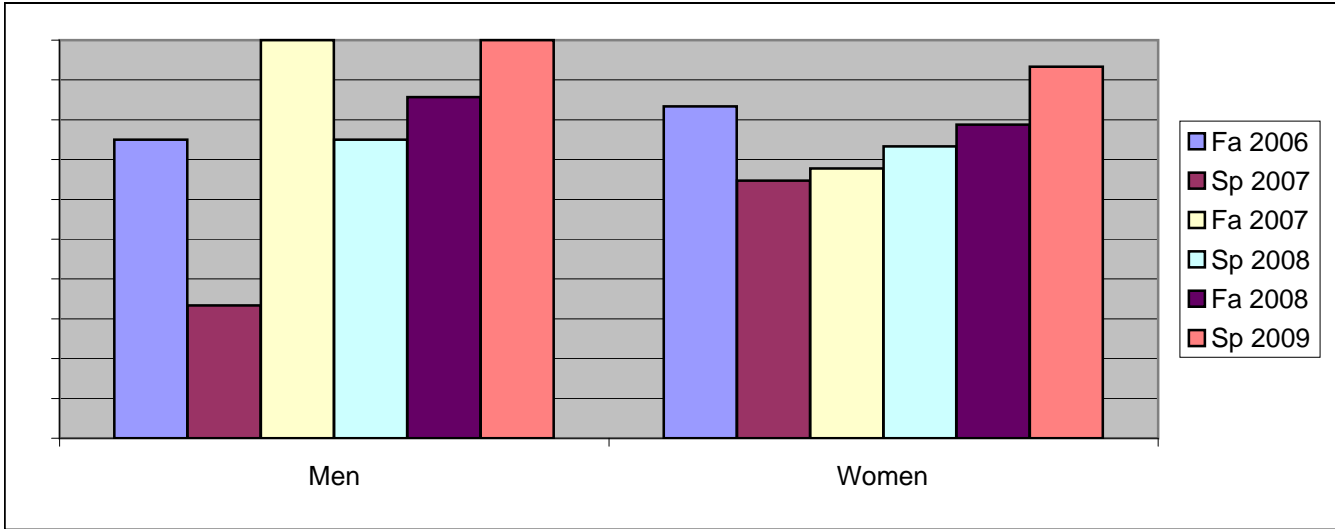


Chabot
 Success, Non-Success, and Withdrawal Rates By Semester
 Course: NURS 60A



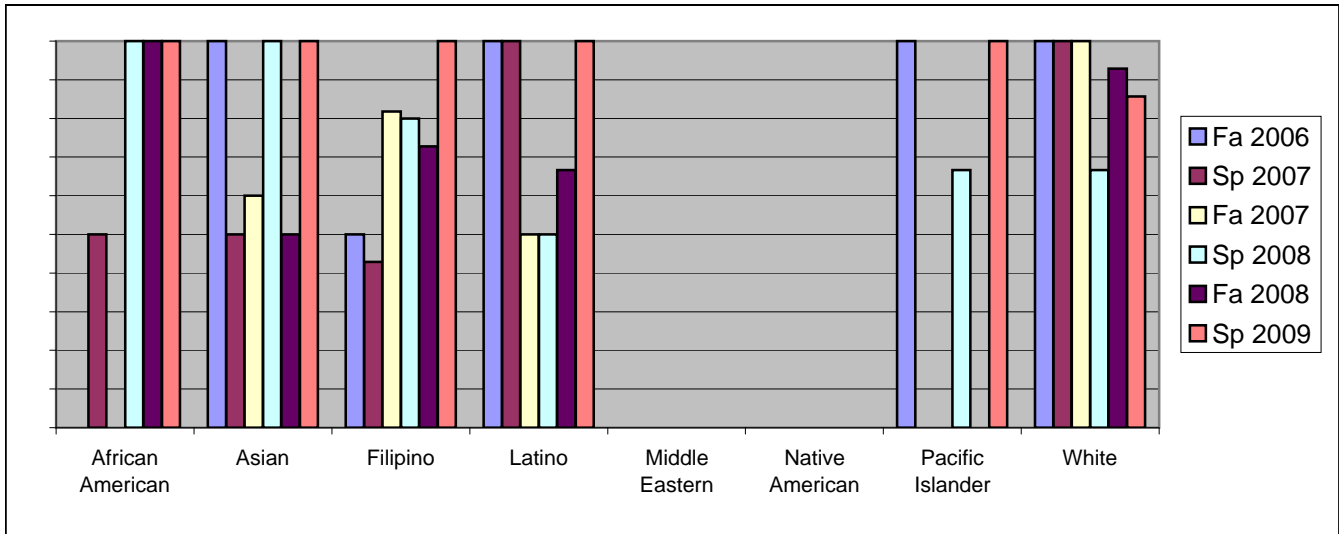
	Fa 2006	Sp 2007	Fa 2007	Sp 2008	Fa 2008	Sp 2009
Success	81%	60%	72%	74%	80%	94%
Non-Success	8%	40%	11%	21%	20%	6%
Withdrawal	12%	0%	17%	5%	0%	0%
Total Percent	100%	100%	100%	100%	100%	100%
Total Enrolled	26	20	36	19	40	16

Chabot
Success Rates By Gender and Semester
Course: NURS 60A



	Fa 2006	Sp 2007	Fa 2007	Sp 2008	Fa 2008	Sp 2009
Men						
Success	75%	33%	100%	75%	86%	100%
Non-Success	25%	67%	0%	0%	14%	0%
Withdrawal	0%	0%	0%	25%	0%	0%
Total Percent	100%	100%	100%	100%	100%	100%
Total Enrolled	8	3	5	4	7	1
Women						
Success	83%	65%	68%	73%	79%	93%
Non-Success	0%	35%	13%	27%	21%	7%
Withdrawal	17%	0%	19%	0%	0%	0%
Total Percent	100%	100%	100%	100%	100%	100%
Total Enrolled	18	17	31	15	33	15

Chabot
Success Rates By Ethnicity and Semester
Course: NURS 60A



	Fa 2006	Sp 2007	Fa 2007	Sp 2008	Fa 2008	Sp 2009
African American						
Success	0%	50%	0%	100%	100%	100%
Non-Success	0%	50%	0%	0%	0%	0%
Withdrawal	100%	0%	100%	0%	0%	0%
Total Percent	100%	100%	100%	100%	100%	100%
Total Enrolled	1	2	2	2	3	1
Asian						
Success	100%	50%	60%	100%	50%	100%
Non-Success	0%	50%	20%	0%	50%	0%
Withdrawal	0%	0%	20%	0%	0%	0%
Total Percent	100%	100%	100%	100%	100%	100%
Total Enrolled	3	4	5	1	2	1
Filipino						
Success	50%	43%	82%	80%	73%	100%
Non-Success	33%	57%	9%	20%	27%	0%
Withdrawal	17%	0%	9%	0%	0%	0%
Total Percent	100%	100%	100%	100%	100%	100%
Total Enrolled	6	7	11	5	11	4
Latino						
Success	100%	100%	50%	50%	67%	100%
Non-Success	0%	0%	50%	50%	33%	0%
Withdrawal	0%	0%	0%	0%	0%	0%
Total Percent	100%	100%	100%	100%	100%	100%
Total Enrolled	2	2	2	4	6	2
Middle Eastern						
Success	0%	0%	0%	0%	0%	0%
Non-Success	0%	0%	0%	0%	0%	0%
Withdrawal	0%	0%	0%	0%	0%	0%

Total Percent	0%	0%	0%	0%	0%	0%
Total Enrolled	0	0	0	0	0	0
Native American						
Success	0%	0%	0%	0%	0%	0%
Non-Success	0%	0%	0%	0%	0%	0%
Withdrawal	0%	0%	0%	0%	0%	0%
Total Percent	0%	0%	0%	0%	0%	0%
Total Enrolled	0	0	0	0	0	0
Pacific Islander						
Success	100%	0%	0%	67%	0%	100%
Non-Success	0%	100%	0%	33%	100%	0%
Withdrawal	0%	0%	0%	0%	0%	0%
Total Percent	100%	100%	0%	100%	100%	100%
Total Enrolled	1	1	0	3	1	1
White						
Success	100%	100%	100%	67%	93%	86%
Non-Success	0%	0%	0%	0%	7%	14%
Withdrawal	0%	0%	0%	33%	0%	0%
Total Percent	100%	100%	100%	100%	100%	100%
Total Enrolled	9	3	11	3	14	7