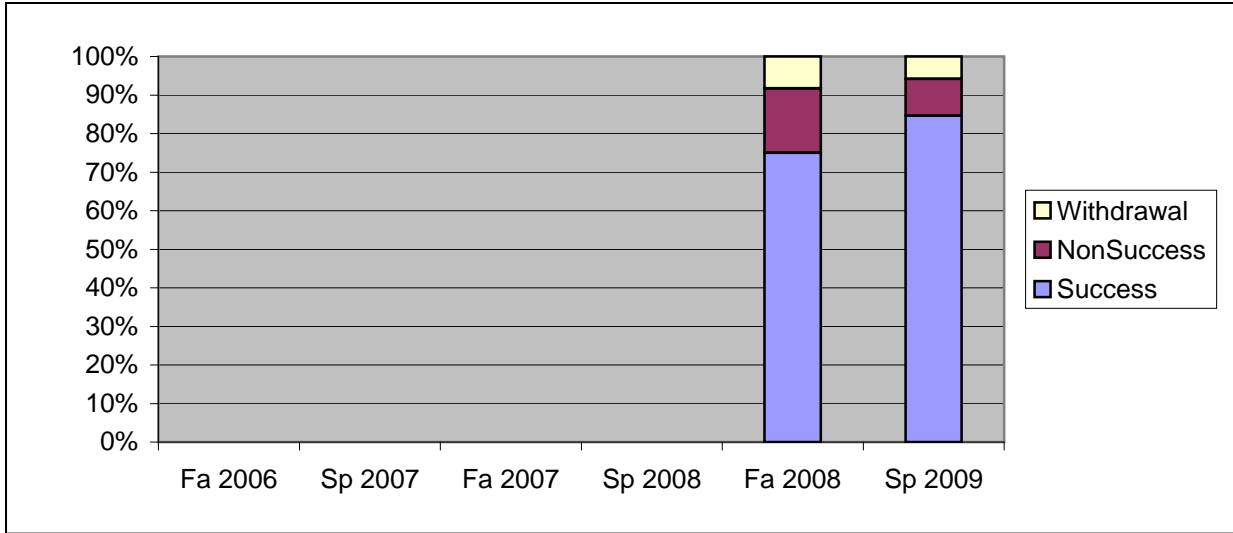
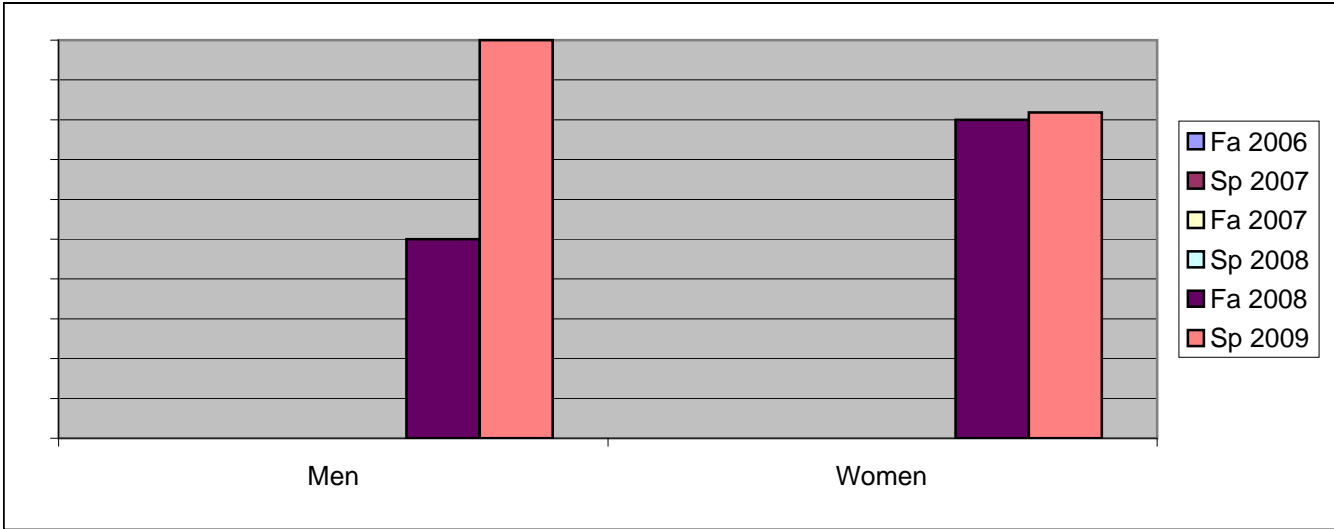


Chabot
 Success, Non-Success, and Withdrawal Rates By Semester
 Course: NURS 87



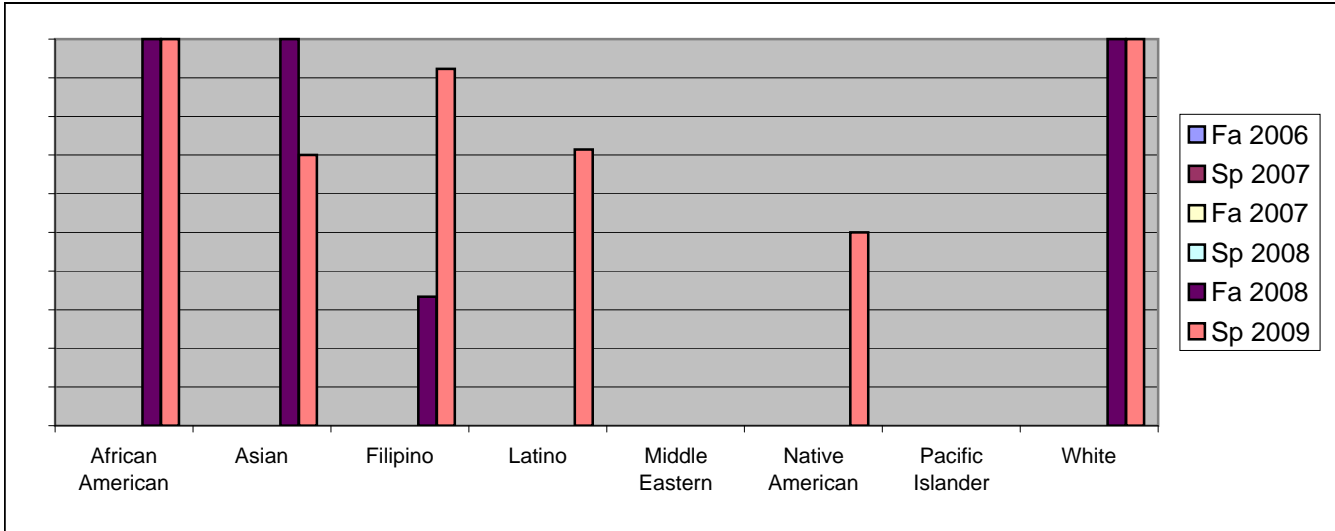
	Fa 2006	Sp 2007	Fa 2007	Sp 2008	Fa 2008	Sp 2009
Success	0%	0%	0%	0%	75%	85%
Non-Success	0%	0%	0%	0%	17%	10%
Withdrawal	0%	0%	0%	0%	8%	6%
Total Percent	0%	0%	0%	0%	100%	100%
Total Enrolled	0	0	0	0	12	52

Chabot
 Success Rates By Gender and Semester
 Course: NURS 87



	Fa 2006	Sp 2007	Fa 2007	Sp 2008	Fa 2008	Sp 2009
Men						
Success	0%	0%	0%	0%	50%	100%
Non-Success	0%	0%	0%	0%	0%	0%
Withdrawal	0%	0%	0%	0%	50%	0%
Total Percent	0%	0%	0%	0%	100%	100%
Total Enrolled	0	0	0	0	2	6
Women						
Success	0%	0%	0%	0%	80%	82%
Non-Success	0%	0%	0%	0%	20%	11%
Withdrawal	0%	0%	0%	0%	0%	7%
Total Percent	0%	0%	0%	0%	100%	100%
Total Enrolled	0	0	0	0	10	44

Chabot
Success Rates By Ethnicity and Semester
Course: NURS 87



	Fa 2006	Sp 2007	Fa 2007	Sp 2008	Fa 2008	Sp 2009
African American						
Success	0%	0%	0%	0%	100%	100%
Non-Success	0%	0%	0%	0%	0%	0%
Withdrawal	0%	0%	0%	0%	0%	0%
Total Percent	0%	0%	0%	0%	100%	100%
Total Enrolled	0	0	0	0	1	1
Asian						
Success	0%	0%	0%	0%	100%	70%
Non-Success	0%	0%	0%	0%	0%	20%
Withdrawal	0%	0%	0%	0%	0%	10%
Total Percent	0%	0%	0%	0%	100%	100%
Total Enrolled	0	0	0	0	3	10
Filipino						
Success	0%	0%	0%	0%	33%	92%
Non-Success	0%	0%	0%	0%	33%	0%
Withdrawal	0%	0%	0%	0%	33%	8%
Total Percent	0%	0%	0%	0%	100%	100%
Total Enrolled	0	0	0	0	3	13
Latino						
Success	0%	0%	0%	0%	0%	71%
Non-Success	0%	0%	0%	0%	100%	29%
Withdrawal	0%	0%	0%	0%	0%	0%
Total Percent	0%	0%	0%	0%	100%	100%
Total Enrolled	0	0	0	0	1	7
Middle Eastern						
Success	0%	0%	0%	0%	0%	0%
Non-Success	0%	0%	0%	0%	0%	0%
Withdrawal	0%	0%	0%	0%	0%	0%
Total Percent	0%	0%	0%	0%	0%	0%
Total Enrolled	0	0	0	0	0	0
Native American						
Success	0%	0%	0%	0%	0%	50%
Non-Success	0%	0%	0%	0%	0%	50%
Withdrawal	0%	0%	0%	0%	0%	0%

Total Percent	0%	0%	0%	0%	0%	100%
Total Enrolled	0	0	0	0	0	2
Pacific Islander						
Success	0%	0%	0%	0%	0%	0%
Non-Success	0%	0%	0%	0%	0%	0%
Withdrawal	0%	0%	0%	0%	0%	0%
Total Percent	0%	0%	0%	0%	0%	0%
Total Enrolled	0	0	0	0	0	0
White						
Success	0%	0%	0%	0%	100%	100%
Non-Success	0%	0%	0%	0%	0%	0%
Withdrawal	0%	0%	0%	0%	0%	0%
Total Percent	0%	0%	0%	0%	100%	100%
Total Enrolled	0	0	0	0	3	13