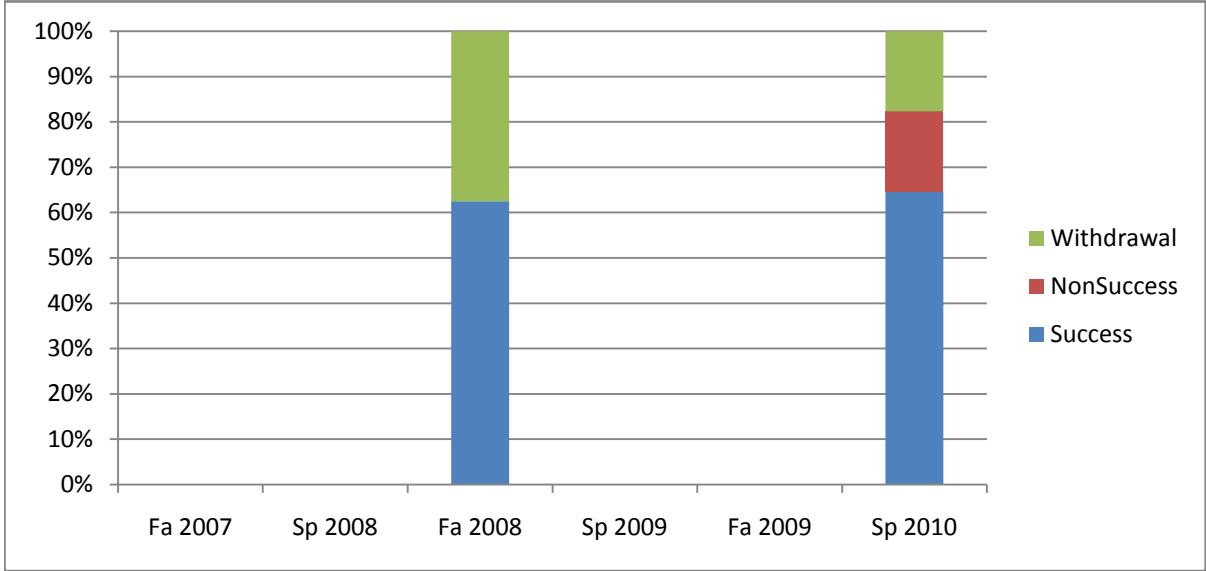
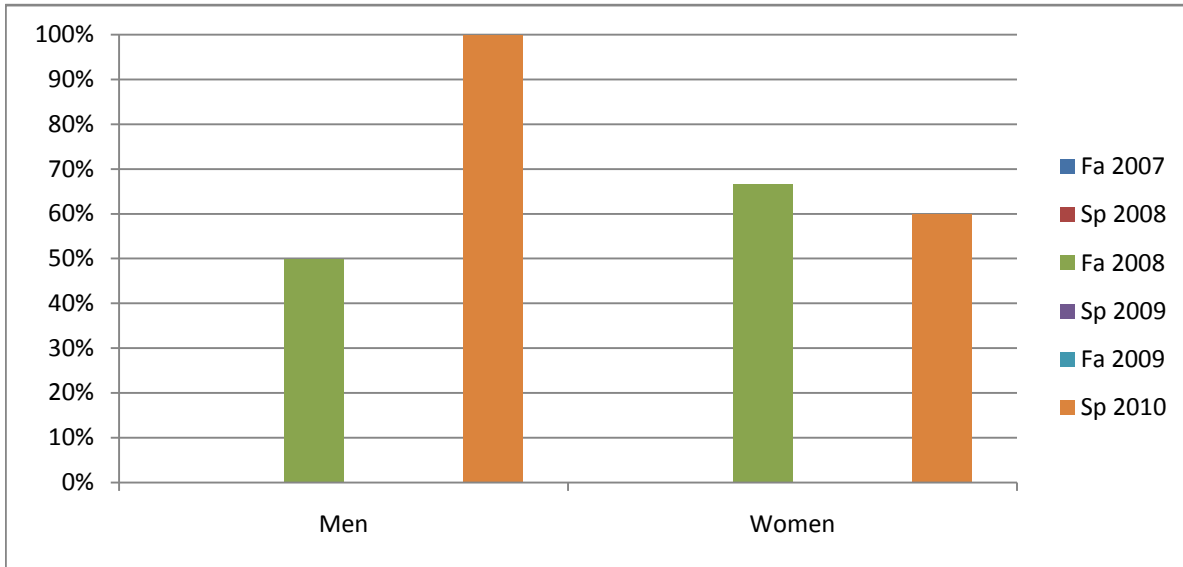


Chabot
 Success, Non-Success, and Withdrawal Rates By Semester
 Course: NURS 70L



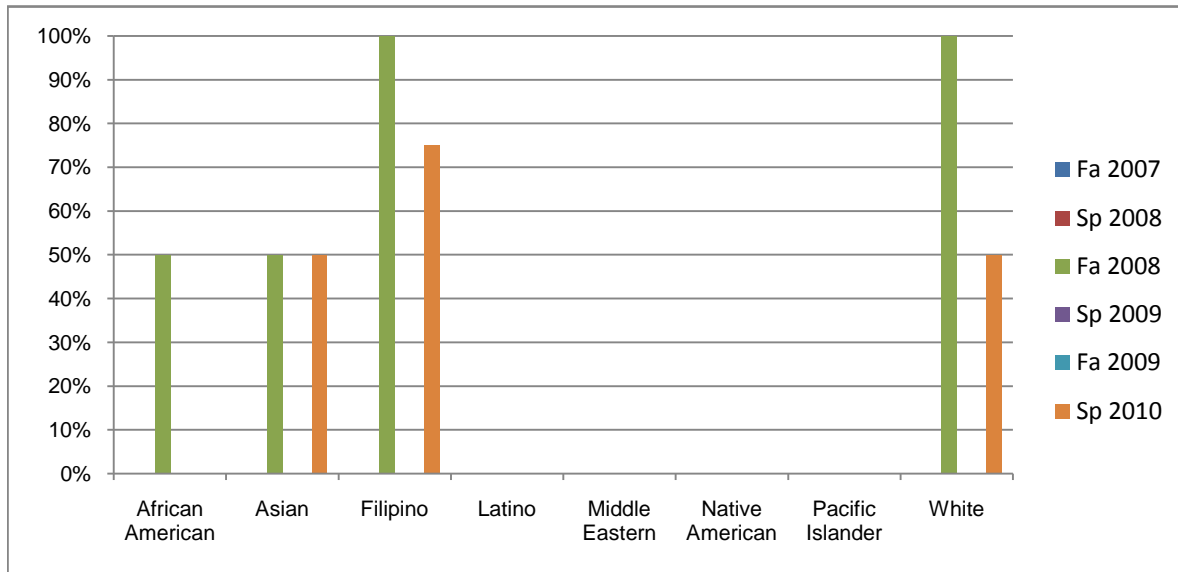
	Fa 2007	Sp 2008	Fa 2008	Sp 2009	Fa 2009	Sp 2010
Success	0%	0%	63%	0%	0%	65%
Non-Success	0%	0%	0%	0%	0%	18%
Withdrawal	0%	0%	38%	0%	0%	18%
Total Percent	0%	0%	100%	0%	0%	100%
Total Enrolled	0	0	8	0	0	17

Chabot
 Success Rates By Gender and Semester
 Course: NURS 70L



	Fa 2007	Sp 2008	Fa 2008	Sp 2009	Fa 2009	Sp 2010
Men						
Success	0%	0%	50%	0%	0%	100%
Non-Success	0%	0%	0%	0%	0%	0%
Withdrawal	0%	0%	50%	0%	0%	0%
Total Percent	0%	0%	100%	0%	0%	100%
Total Enrolled	0	0	2	0	0	2
Women						
Success	0%	0%	67%	0%	0%	60%
Non-Success	0%	0%	0%	0%	0%	20%
Withdrawal	0%	0%	33%	0%	0%	20%
Total Percent	0%	0%	100%	0%	0%	100%
Total Enrolled	0	0	6	0	0	15

Chabot
Success Rates By Ethnicity and Semester
Course: NURS 70L



	Fa 2007	Sp 2008	Fa 2008	Sp 2009	Fa 2009	Sp 2010
African American						
Success	0%	0%	50%	0%	0%	0%
Non-Success	0%	0%	0%	0%	0%	0%
Withdrawal	0%	0%	50%	0%	0%	0%
Total Percent	0%	0%	100%	0%	0%	0%
Total Enrolled	0	0	2	0	0	0
Asian						
Success	0%	0%	50%	0%	0%	50%
Non-Success	0%	0%	0%	0%	0%	0%
Withdrawal	0%	0%	50%	0%	0%	50%
Total Percent	0%	0%	100%	0%	0%	100%
Total Enrolled	0	0	2	0	0	2
Filipino						
Success	0%	0%	100%	0%	0%	75%
Non-Success	0%	0%	0%	0%	0%	25%
Withdrawal	0%	0%	0%	0%	0%	0%
Total Percent	0%	0%	100%	0%	0%	100%
Total Enrolled	0	0	2	0	0	8
Latino						
Success	0%	0%	0%	0%	0%	0%
Non-Success	0%	0%	0%	0%	0%	0%
Withdrawal	0%	0%	100%	0%	0%	0%
Total Percent	0%	0%	100%	0%	0%	0%
Total Enrolled	0	0	1	0	0	0
Middle Eastern						
Success	0%	0%	0%	0%	0%	0%
Non-Success	0%	0%	0%	0%	0%	0%
Withdrawal	0%	0%	0%	0%	0%	0%

Total Percent	0%	0%	0%	0%	0%	0%
Total Enrolled	0	0	0	0	0	0
Native American						
Success	0%	0%	0%	0%	0%	0%
Non-Success	0%	0%	0%	0%	0%	0%
Withdrawal	0%	0%	0%	0%	0%	0%
Total Percent	0%	0%	0%	0%	0%	0%
Total Enrolled	0	0	0	0	0	0
Pacific Islander						
Success	0%	0%	0%	0%	0%	0%
Non-Success	0%	0%	0%	0%	0%	0%
Withdrawal	0%	0%	0%	0%	0%	0%
Total Percent	0%	0%	0%	0%	0%	0%
Total Enrolled	0	0	0	0	0	0
White						
Success	0%	0%	100%	0%	0%	50%
Non-Success	0%	0%	0%	0%	0%	25%
Withdrawal	0%	0%	0%	0%	0%	25%
Total Percent	0%	0%	100%	0%	0%	100%
Total Enrolled	0	0	1	0	0	4