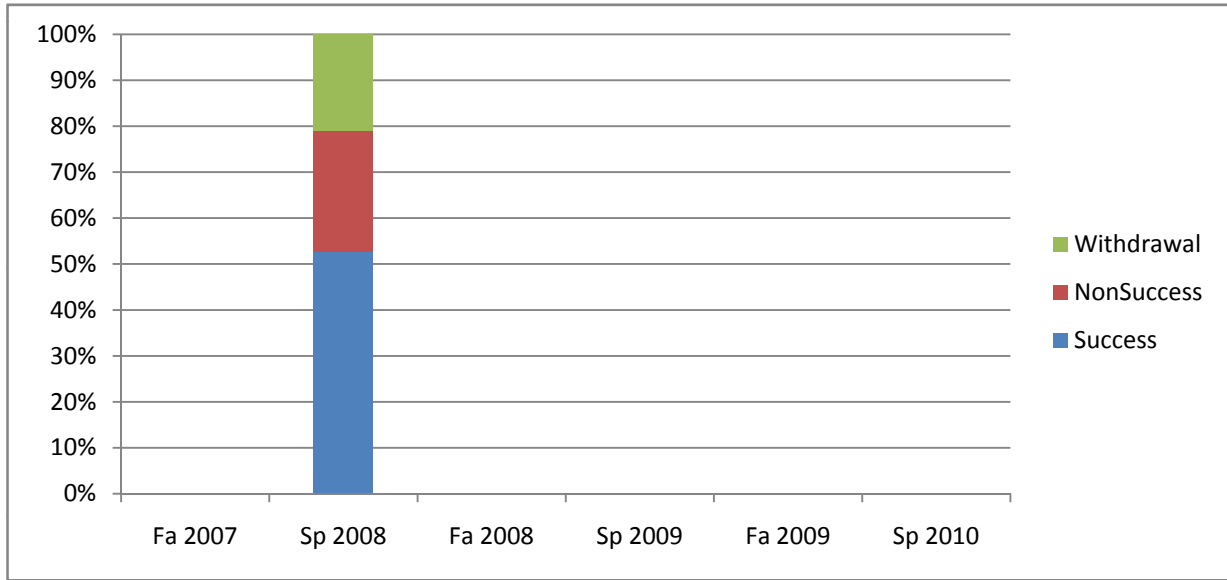
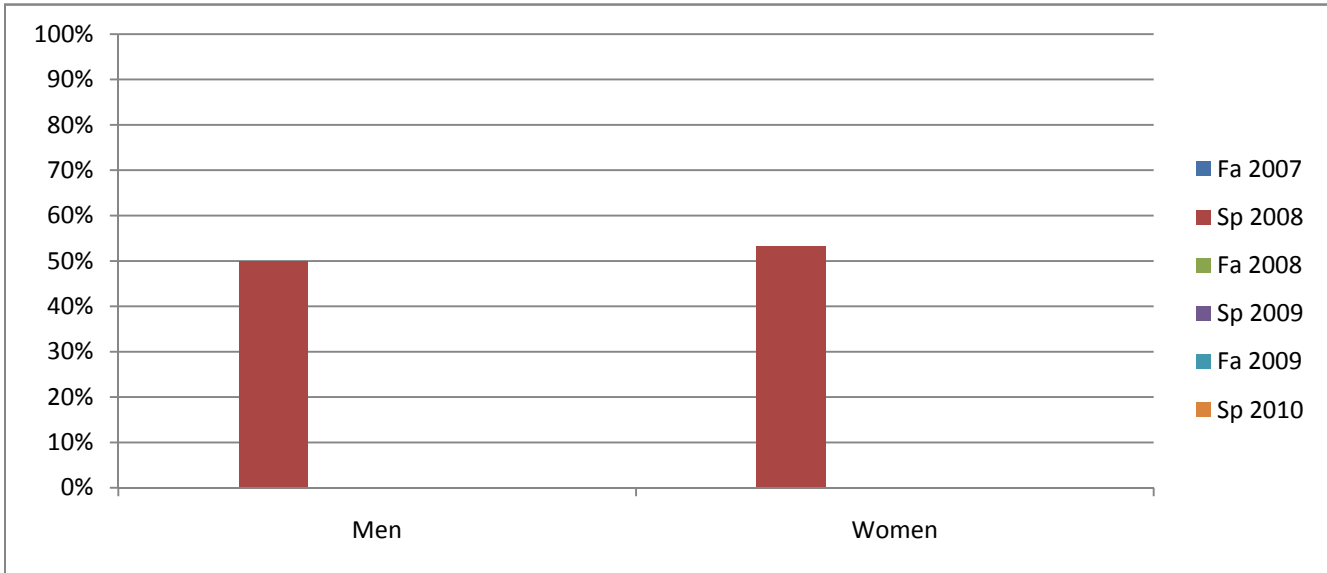


Chabot
 Success, Non-Success, and Withdrawal Rates By Semester
 Course: NURS 9970



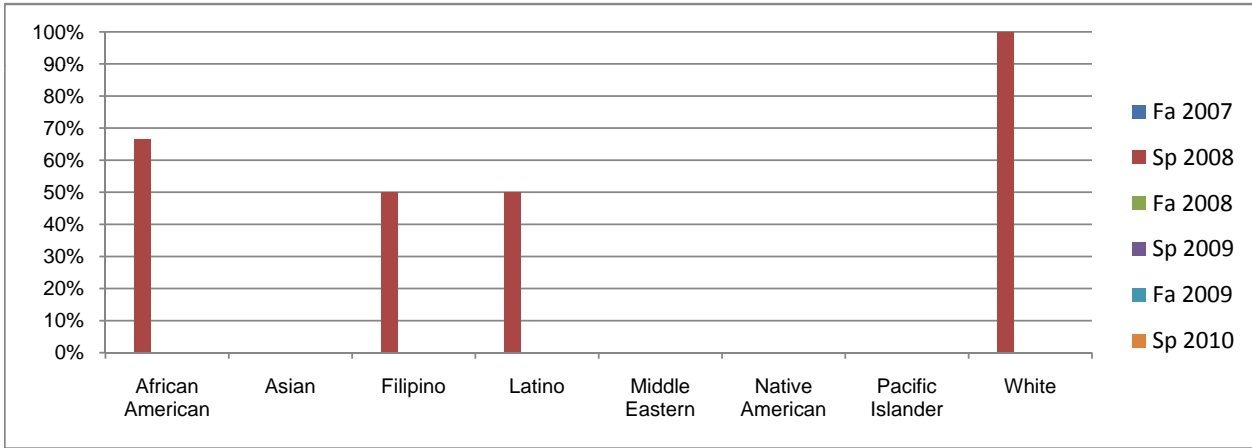
	Fa 2007	Sp 2008	Fa 2008	Sp 2009	Fa 2009	Sp 2010
Success	0%	53%	0%	0%	0%	0%
Non-Success	0%	26%	0%	0%	0%	0%
Withdrawal	0%	21%	0%	0%	0%	0%
Total Percent	0%	100%	0%	0%	0%	0%
Total Enrolled	0	19	0	0	0	0

Chabot
Success Rates By Gender and Semester
Course: NURS 9970



	Fa 2007	Sp 2008	Fa 2008	Sp 2009	Fa 2009	Sp 2010
Men						
Success	0%	50%	0%	0%	0%	0%
Non-Success	0%	25%	0%	0%	0%	0%
Withdrawal	0%	25%	0%	0%	0%	0%
Total Percent	0%	100%	0%	0%	0%	0%
Total Enrolled	0	4	0	0	0	0
Women						
Success	0%	53%	0%	0%	0%	0%
Non-Success	0%	27%	0%	0%	0%	0%
Withdrawal	0%	20%	0%	0%	0%	0%
Total Percent	0%	100%	0%	0%	0%	0%
Total Enrolled	0	15	0	0	0	0

Chabot
Success Rates By Ethnicity and Semester
Course: NURS 9970



	Fa 2007	Sp 2008	Fa 2008	Sp 2009	Fa 2009	Sp 2010
African American						
Success	0%	67%	0%	0%	0%	0%
Non-Success	0%	33%	0%	0%	0%	0%
Withdrawal	0%	0%	0%	0%	0%	0%
Total Percent	0%	100%	0%	0%	0%	0%
Total Enrolled	0	6	0	0	0	0
Asian						
Success	0%	0%	0%	0%	0%	0%
Non-Success	0%	50%	0%	0%	0%	0%
Withdrawal	0%	50%	0%	0%	0%	0%
Total Percent	0%	100%	0%	0%	0%	0%
Total Enrolled	0	4	0	0	0	0
Filipino						
Success	0%	50%	0%	0%	0%	0%
Non-Success	0%	0%	0%	0%	0%	0%
Withdrawal	0%	50%	0%	0%	0%	0%
Total Percent	0%	100%	0%	0%	0%	0%
Total Enrolled	0	4	0	0	0	0
Latino						
Success	0%	50%	0%	0%	0%	0%
Non-Success	0%	50%	0%	0%	0%	0%
Withdrawal	0%	0%	0%	0%	0%	0%
Total Percent	0%	100%	0%	0%	0%	0%
Total Enrolled	0	2	0	0	0	0
Middle Eastern						
Success	0%	0%	0%	0%	0%	0%
Non-Success	0%	0%	0%	0%	0%	0%
Withdrawal	0%	0%	0%	0%	0%	0%
Total Percent	0%	0%	0%	0%	0%	0%
Total Enrolled	0	0	0	0	0	0
Native American						
Success	0%	0%	0%	0%	0%	0%
Non-Success	0%	0%	0%	0%	0%	0%
Withdrawal	0%	0%	0%	0%	0%	0%
Total Percent	0%	0%	0%	0%	0%	0%
Total Enrolled	0	0	0	0	0	0
Pacific Islander						
Success	0%	0%	0%	0%	0%	0%
Non-Success	0%	0%	0%	0%	0%	0%
Withdrawal	0%	0%	0%	0%	0%	0%
Total Percent	0%	0%	0%	0%	0%	0%
Total Enrolled	0	0	0	0	0	0
White						
Success	0%	100%	0%	0%	0%	0%
Non-Success	0%	0%	0%	0%	0%	0%
Withdrawal	0%	0%	0%	0%	0%	0%
Total Percent	0%	100%	0%	0%	0%	0%
Total Enrolled	0	2	0	0	0	0