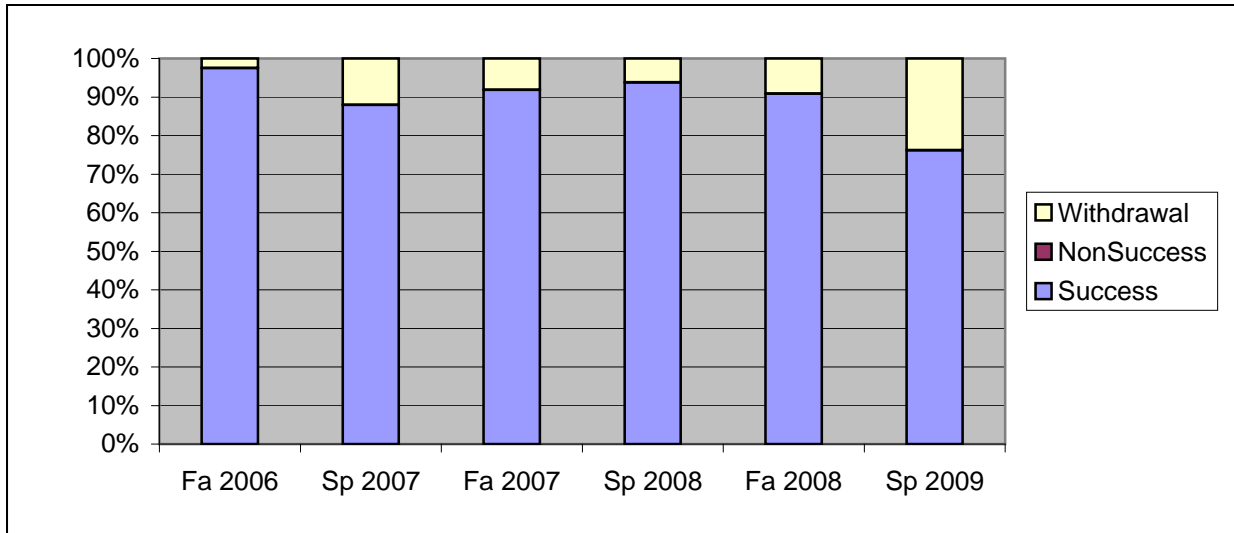
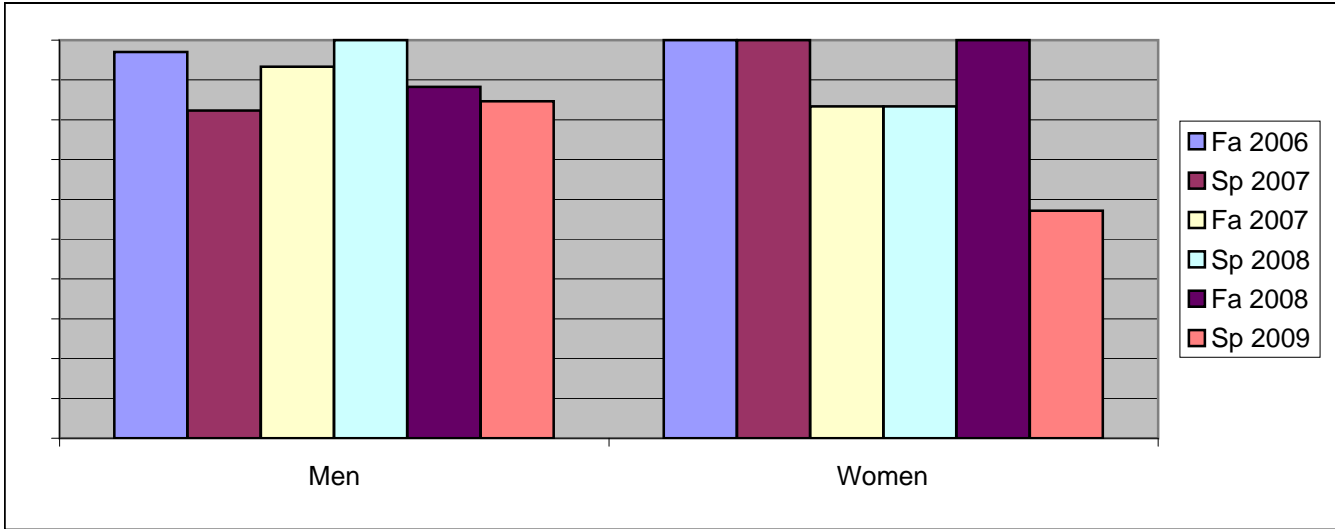


Chabot
 Success, Non-Success, and Withdrawal Rates By Semester
 Course: PHED 16



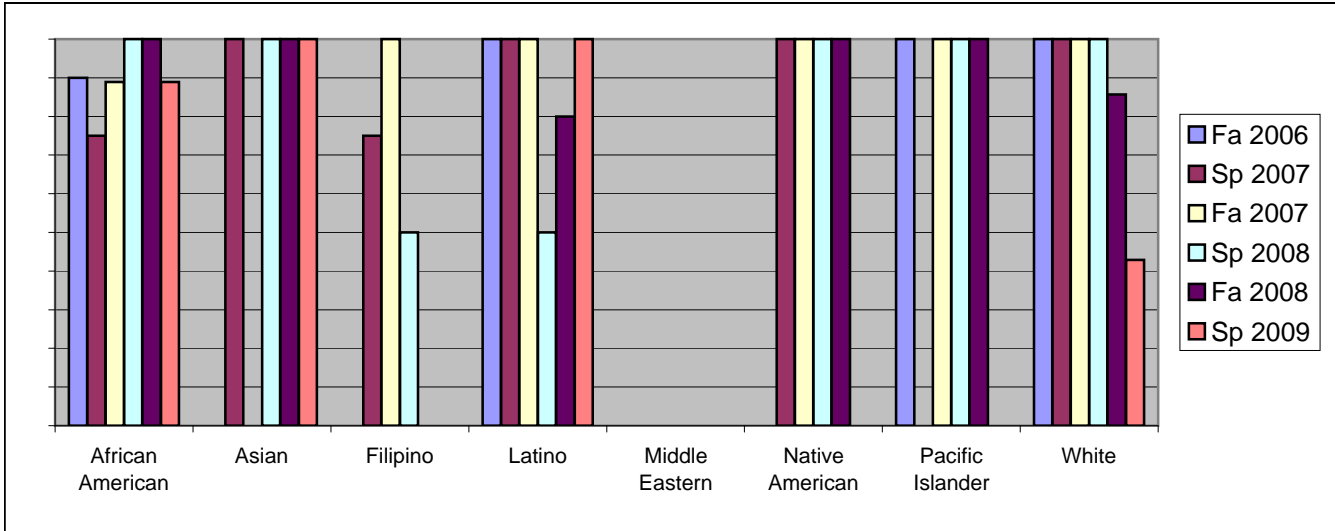
	Fa 2006	Sp 2007	Fa 2007	Sp 2008	Fa 2008	Sp 2009
Success	98%	88%	92%	94%	91%	76%
Non-Success	0%	0%	0%	0%	0%	0%
Withdrawal	3%	12%	8%	6%	9%	24%
Total Percent	100%	100%	100%	100%	100%	100%
Total Enrolled	40	25	37	32	22	21

Chabot
Success Rates By Gender and Semester
Course: PHED 16



	Fa 2006	Sp 2007	Fa 2007	Sp 2008	Fa 2008	Sp 2009
Men						
Success	97%	82%	93%	100%	88%	85%
Non-Success	0%	0%	0%	0%	0%	0%
Withdrawal	3%	18%	7%	0%	12%	15%
Total Percent	100%	100%	100%	100%	100%	100%
Total Enrolled	34	17	30	19	17	13
Women						
Success	100%	100%	83%	83%	100%	57%
Non-Success	0%	0%	0%	0%	0%	0%
Withdrawal	0%	0%	17%	17%	0%	43%
Total Percent	100%	100%	100%	100%	100%	100%
Total Enrolled	5	7	6	12	5	7

Chabot
Success Rates By Ethnicity and Semester
Course: PHED 16



	Fa 2006	Sp 2007	Fa 2007	Sp 2008	Fa 2008	Sp 2009
African American						
Success	90%	75%	89%	100%	100%	89%
Non-Success	0%	0%	0%	0%	0%	0%
Withdrawal	10%	25%	11%	0%	0%	11%
Total Percent	100%	100%	100%	100%	100%	100%
Total Enrolled	10	4	18	9	5	9
Asian						
Success	0%	100%	0%	100%	100%	100%
Non-Success	0%	0%	0%	0%	0%	0%
Withdrawal	0%	0%	0%	0%	0%	0%
Total Percent	0%	100%	0%	100%	100%	100%
Total Enrolled	0	3	0	6	1	2
Filipino						
Success	0%	75%	100%	50%	0%	0%
Non-Success	0%	0%	0%	0%	0%	0%
Withdrawal	0%	25%	0%	50%	0%	0%
Total Percent	0%	100%	100%	100%	0%	0%
Total Enrolled	0	4	2	2	0	0
Latino						
Success	100%	100%	100%	50%	80%	100%
Non-Success	0%	0%	0%	0%	0%	0%
Withdrawal	0%	0%	0%	50%	20%	0%
Total Percent	100%	100%	100%	100%	100%	100%
Total Enrolled	9	2	2	2	5	1
Middle Eastern						
Success	0%	0%	0%	0%	0%	0%
Non-Success	0%	0%	0%	0%	0%	0%
Withdrawal	0%	0%	0%	0%	0%	0%
Total Percent	0%	0%	0%	0%	0%	0%
Total Enrolled	0	0	0	0	0	0
Native American						
Success	0%	100%	100%	100%	100%	0%
Non-Success	0%	0%	0%	0%	0%	0%
Withdrawal	0%	0%	0%	0%	0%	0%

Total Percent	0%	100%	100%	100%	100%	0%
Total Enrolled	0	1	2	1	1	0
Pacific Islander						
Success	100%	0%	100%	100%	100%	0%
Non-Success	0%	0%	0%	0%	0%	0%
Withdrawal	0%	100%	0%	0%	0%	0%
Total Percent	100%	100%	100%	100%	100%	0%
Total Enrolled	6	1	4	2	2	0
White						
Success	100%	100%	100%	100%	86%	43%
Non-Success	0%	0%	0%	0%	0%	0%
Withdrawal	0%	0%	0%	0%	14%	57%
Total Percent	100%	100%	100%	100%	100%	100%
Total Enrolled	12	8	7	6	7	7