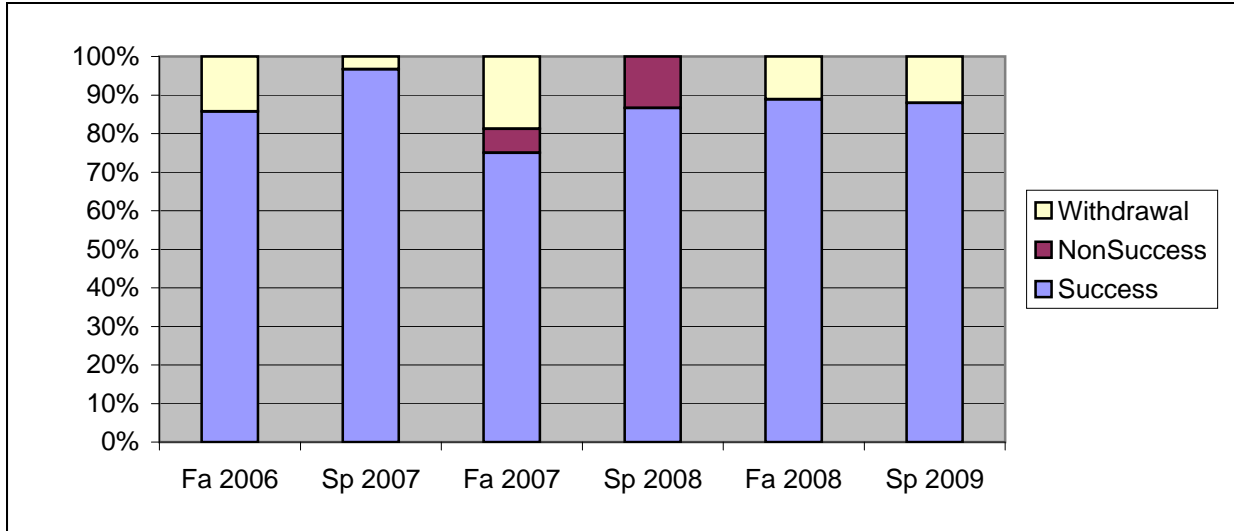
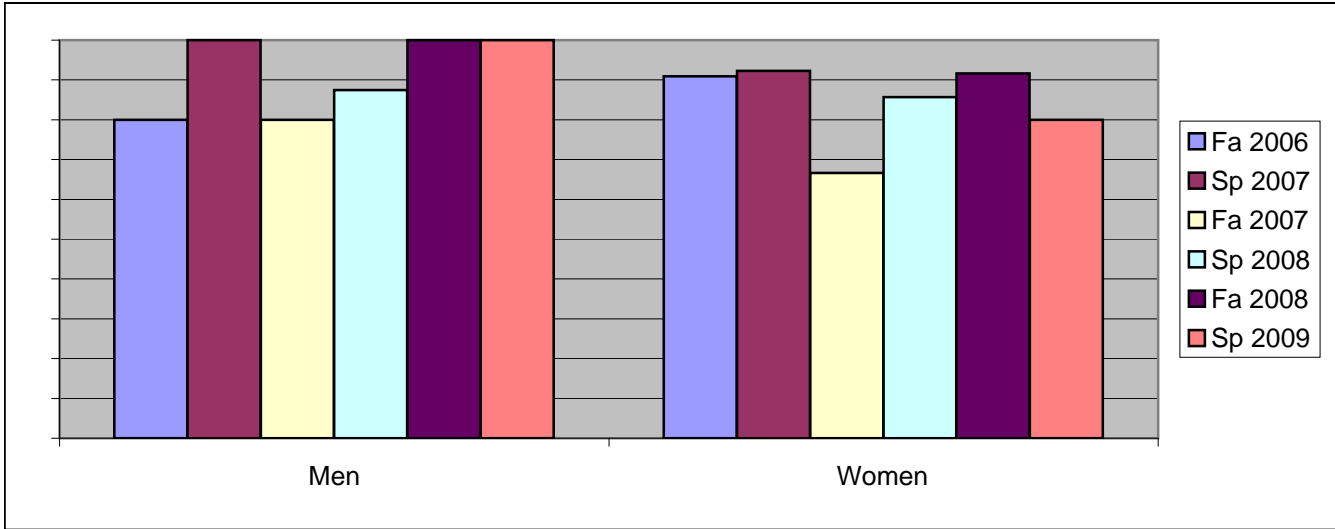


Chabot
 Success, Non-Success, and Withdrawal Rates By Semester
 Course: PHED 1BDD



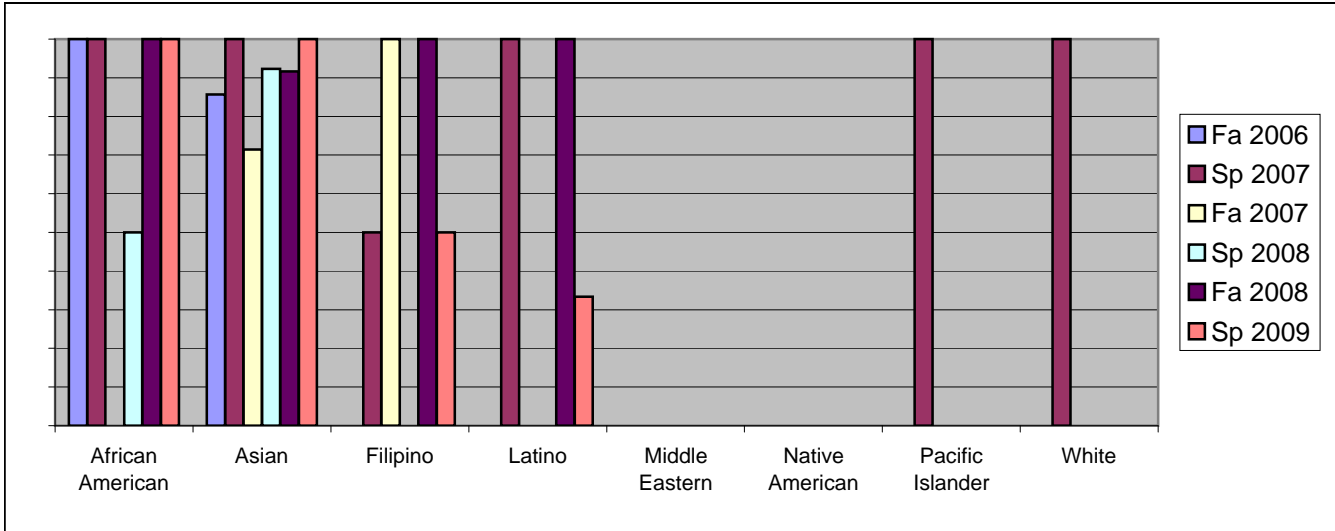
	Fa 2006	Sp 2007	Fa 2007	Sp 2008	Fa 2008	Sp 2009
Success	86%	97%	75%	87%	89%	88%
Non-Success	0%	0%	6%	13%	0%	0%
Withdrawal	14%	3%	19%	0%	11%	12%
Total Percent	100%	100%	100%	100%	100%	100%
Total Enrolled	28	30	16	15	18	25

Chabot
Success Rates By Gender and Semester
Course: PHED 1BDD



	Fa 2006	Sp 2007	Fa 2007	Sp 2008	Fa 2008	Sp 2009
Men						
Success	80%	100%	80%	88%	100%	100%
Non-Success	0%	0%	10%	13%	0%	0%
Withdrawal	20%	0%	10%	0%	0%	0%
Total Percent	100%	100%	100%	100%	100%	100%
Total Enrolled	15	16	10	8	5	9
Women						
Success	91%	92%	67%	86%	92%	80%
Non-Success	0%	0%	0%	14%	0%	0%
Withdrawal	9%	8%	33%	0%	8%	20%
Total Percent	100%	100%	100%	100%	100%	100%
Total Enrolled	11	13	6	7	12	15

Chabot
Success Rates By Ethnicity and Semester
Course: PHED 1BDD



	Fa 2006	Sp 2007	Fa 2007	Sp 2008	Fa 2008	Sp 2009
African American						
Success	100%	100%	0%	50%	100%	100%
Non-Success	0%	0%	0%	50%	0%	0%
Withdrawal	0%	0%	0%	0%	0%	0%
Total Percent	100%	100%	0%	100%	100%	100%
Total Enrolled	1	1	0	2	3	2
Asian						
Success	86%	100%	71%	92%	92%	100%
Non-Success	0%	0%	7%	8%	0%	0%
Withdrawal	14%	0%	21%	0%	8%	0%
Total Percent	100%	100%	100%	100%	100%	100%
Total Enrolled	21	18	14	13	12	17
Filipino						
Success	0%	50%	100%	0%	100%	50%
Non-Success	0%	0%	0%	0%	0%	0%
Withdrawal	0%	50%	0%	0%	0%	50%
Total Percent	0%	100%	100%	0%	100%	100%
Total Enrolled	0	2	1	0	1	2
Latino						
Success	0%	100%	0%	0%	100%	33%
Non-Success	0%	0%	0%	0%	0%	0%
Withdrawal	0%	0%	0%	0%	0%	67%
Total Percent	0%	100%	0%	0%	100%	100%
Total Enrolled	0	1	0	0	1	3
Middle Eastern						
Success	0%	0%	0%	0%	0%	0%
Non-Success	0%	0%	0%	0%	0%	0%
Withdrawal	0%	0%	0%	0%	0%	0%
Total Percent	0%	0%	0%	0%	0%	0%
Total Enrolled	0	0	0	0	0	0
Native American						
Success	0%	0%	0%	0%	0%	0%
Non-Success	0%	0%	0%	0%	0%	0%
Withdrawal	0%	0%	0%	0%	0%	0%

Total Percent	0%	0%	0%	0%	0%	0%
Total Enrolled	0	0	0	0	0	0
Pacific Islander						
Success	0%	100%	0%	0%	0%	0%
Non-Success	0%	0%	0%	0%	0%	0%
Withdrawal	0%	0%	0%	0%	0%	0%
Total Percent	0%	100%	0%	0%	0%	0%
Total Enrolled	0	1	0	0	0	0
White						
Success	0%	100%	0%	0%	0%	0%
Non-Success	0%	0%	0%	0%	0%	0%
Withdrawal	0%	0%	0%	0%	0%	0%
Total Percent	0%	100%	0%	0%	0%	0%
Total Enrolled	0	3	0	0	0	0