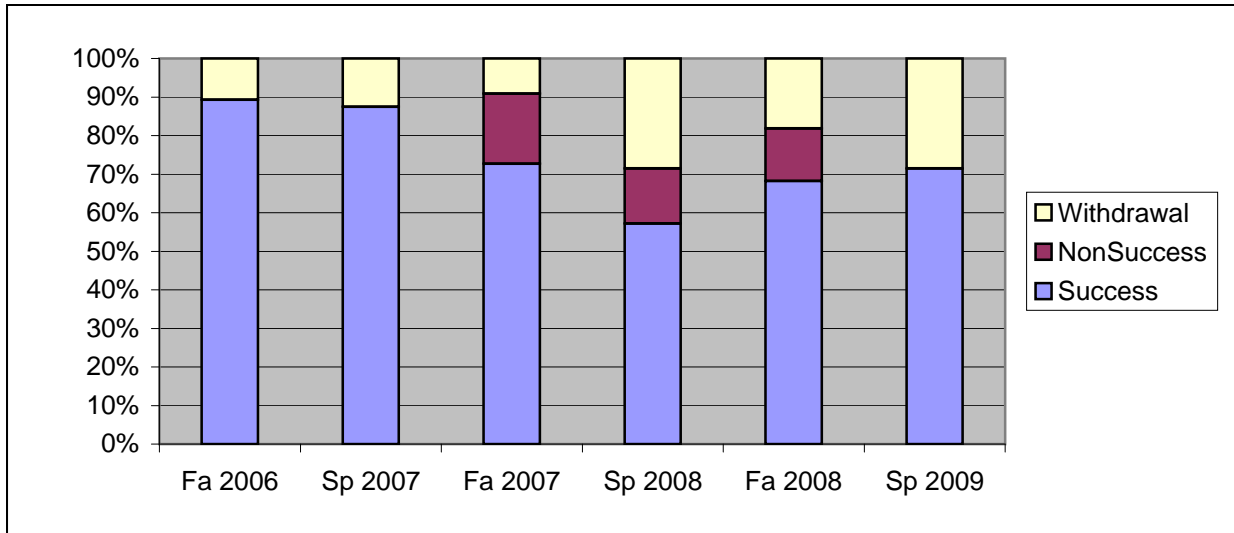
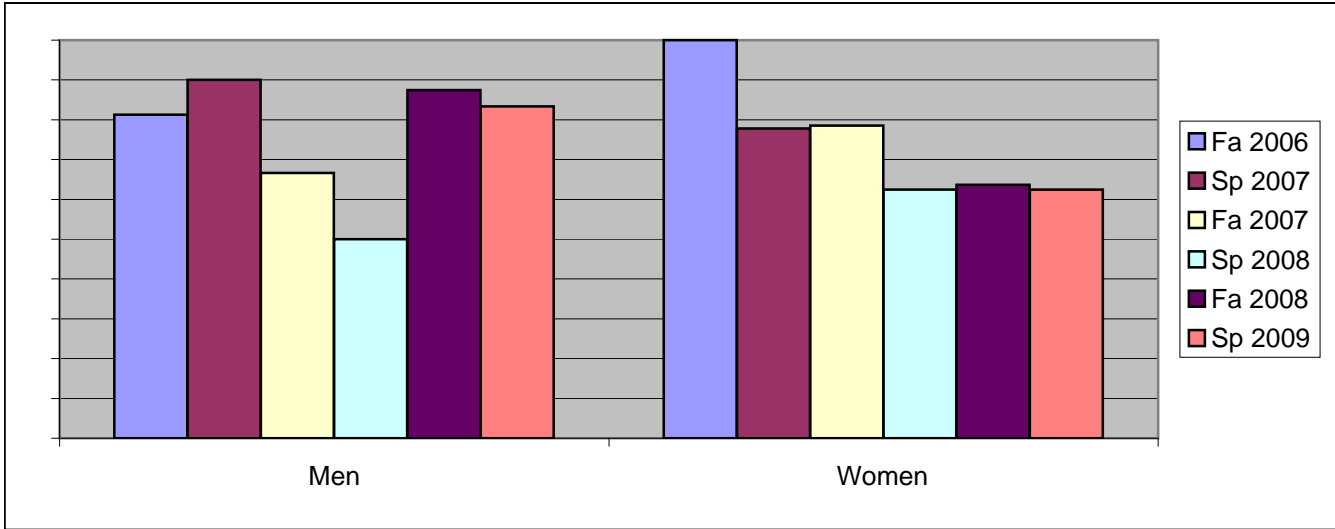


Chabot
 Success, Non-Success, and Withdrawal Rates By Semester
 Course: PHED 1BDI



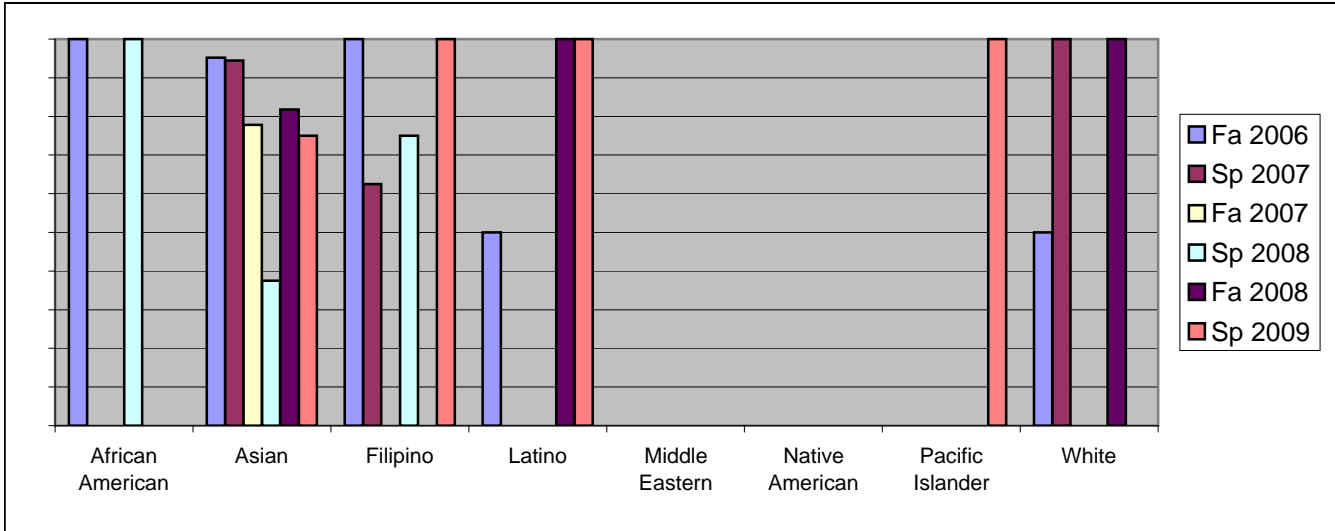
	Fa 2006	Sp 2007	Fa 2007	Sp 2008	Fa 2008	Sp 2009
Success	89%	88%	73%	57%	68%	71%
Non-Success	0%	0%	18%	14%	14%	0%
Withdrawal	11%	13%	9%	29%	18%	29%
Total Percent	100%	100%	100%	100%	100%	100%
Total Enrolled	28	32	22	14	22	14

Chabot
Success Rates By Gender and Semester
Course: PHED 1BDI



	Fa 2006	Sp 2007	Fa 2007	Sp 2008	Fa 2008	Sp 2009
Men						
Success	81%	90%	67%	50%	88%	83%
Non-Success	0%	0%	33%	33%	0%	0%
Withdrawal	19%	10%	0%	17%	13%	17%
Total Percent	100%	100%	100%	100%	100%	100%
Total Enrolled	16	20	6	6	8	6
Women						
Success	100%	78%	79%	63%	64%	63%
Non-Success	0%	0%	7%	0%	18%	0%
Withdrawal	0%	22%	14%	38%	18%	38%
Total Percent	100%	100%	100%	100%	100%	100%
Total Enrolled	12	9	14	8	11	8

Chabot
Success Rates By Ethnicity and Semester
Course: PHED 1BD1



	Fa 2006	Sp 2007	Fa 2007	Sp 2008	Fa 2008	Sp 2009
African American						
Success	100%	0%	0%	100%	0%	0%
Non-Success	0%	0%	0%	0%	100%	0%
Withdrawal	0%	0%	0%	0%	0%	100%
Total Percent	100%	0%	0%	100%	100%	100%
Total Enrolled	1	0	0	1	1	2
Asian						
Success	95%	94%	78%	38%	82%	75%
Non-Success	0%	0%	17%	25%	9%	0%
Withdrawal	5%	6%	6%	38%	9%	25%
Total Percent	100%	100%	100%	100%	100%	100%
Total Enrolled	21	18	18	8	11	8
Filipino						
Success	100%	63%	0%	75%	0%	100%
Non-Success	0%	0%	0%	0%	0%	0%
Withdrawal	0%	38%	0%	25%	100%	0%
Total Percent	100%	100%	0%	100%	100%	100%
Total Enrolled	1	8	0	4	2	1
Latino						
Success	50%	0%	0%	0%	100%	100%
Non-Success	0%	0%	0%	0%	0%	0%
Withdrawal	50%	0%	0%	0%	0%	0%
Total Percent	100%	0%	0%	0%	100%	100%
Total Enrolled	2	0	0	0	4	1
Middle Eastern						
Success	0%	0%	0%	0%	0%	0%
Non-Success	0%	0%	0%	0%	0%	0%
Withdrawal	0%	0%	0%	0%	0%	0%
Total Percent	0%	0%	0%	0%	0%	0%
Total Enrolled	0	0	0	0	0	0
Native American						
Success	0%	0%	0%	0%	0%	0%
Non-Success	0%	0%	0%	0%	0%	0%
Withdrawal	0%	0%	0%	0%	0%	0%

Total Percent	0%	0%	0%	0%	0%	0%
Total Enrolled	0	0	0	0	0	0
Pacific Islander						
Success	0%	0%	0%	0%	0%	100%
Non-Success	0%	0%	0%	0%	0%	0%
Withdrawal	0%	0%	0%	0%	0%	0%
Total Percent	0%	0%	0%	0%	0%	100%
Total Enrolled	0	0	0	0	0	1
White						
Success	50%	100%	0%	0%	100%	0%
Non-Success	0%	0%	0%	0%	0%	0%
Withdrawal	50%	0%	100%	0%	0%	0%
Total Percent	100%	100%	100%	0%	100%	0%
Total Enrolled	2	1	1	0	1	0