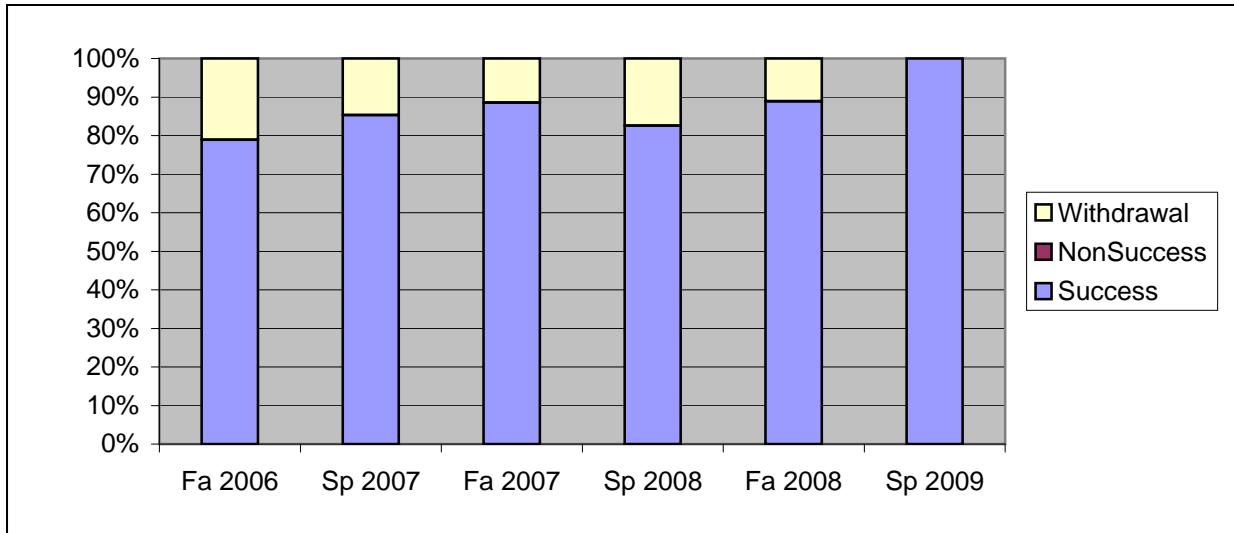
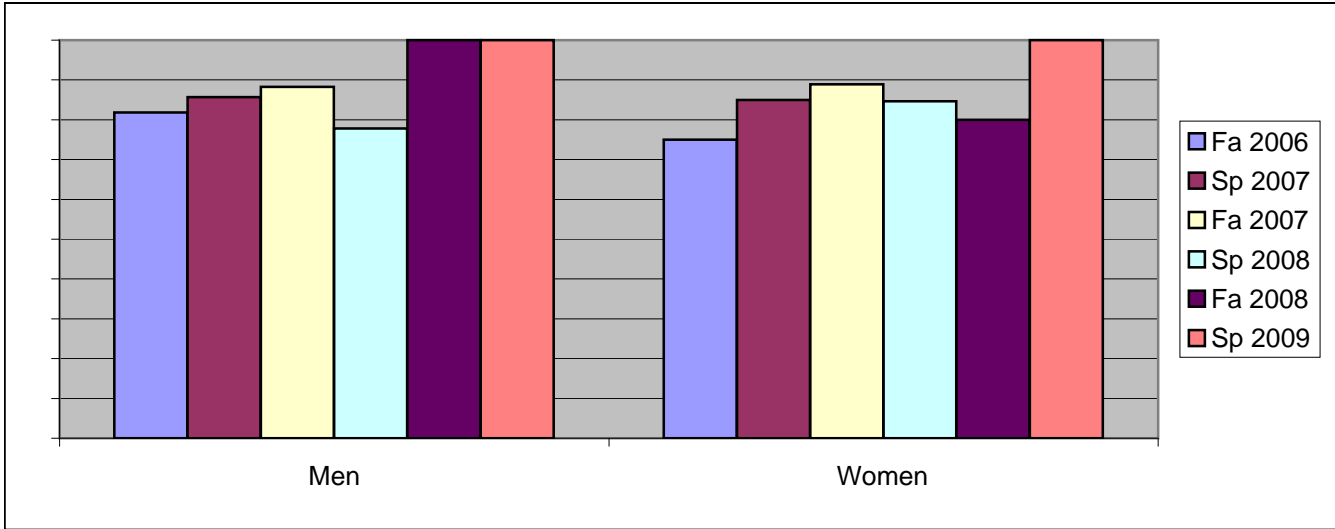


Chabot
 Success, Non-Success, and Withdrawal Rates By Semester
 Course: PHED 1BRI



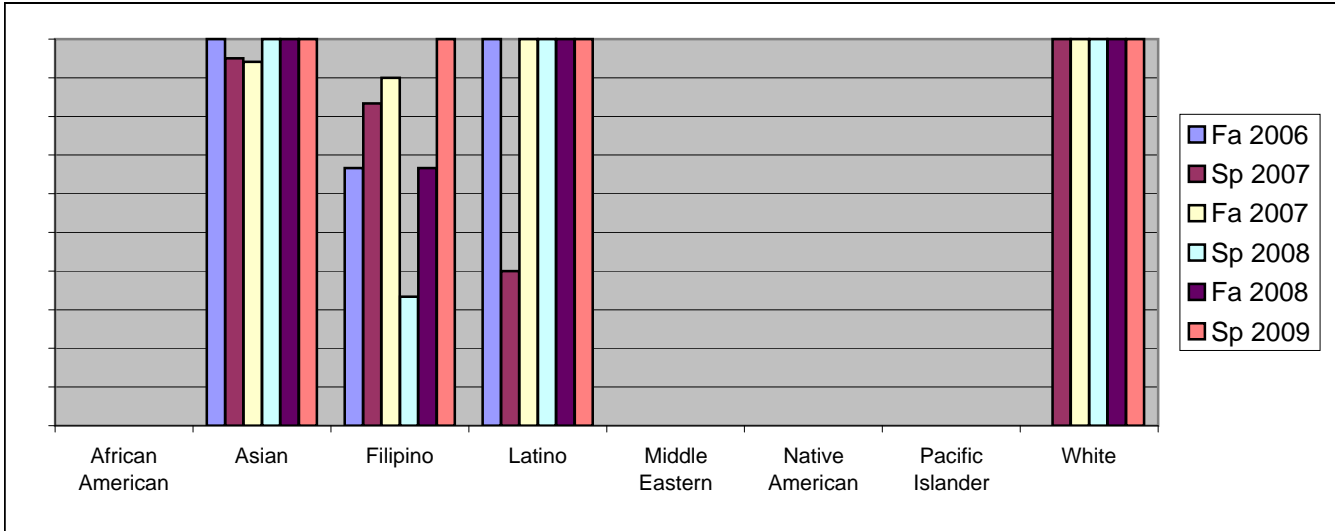
	Fa 2006	Sp 2007	Fa 2007	Sp 2008	Fa 2008	Sp 2009
Success	79%	85%	89%	83%	89%	100%
Non-Success	0%	0%	0%	0%	0%	0%
Withdrawal	21%	15%	11%	17%	11%	0%
Total Percent	100%	100%	100%	100%	100%	100%
Total Enrolled	19	34	35	23	9	5

Chabot
Success Rates By Gender and Semester
Course: PHED 1BRI



	Fa 2006	Sp 2007	Fa 2007	Sp 2008	Fa 2008	Sp 2009
Men						
Success	82%	86%	88%	78%	100%	100%
Non-Success	0%	0%	0%	0%	0%	0%
Withdrawal	18%	14%	12%	22%	0%	0%
Total Percent	100%	100%	100%	100%	100%	100%
Total Enrolled	11	14	17	9	4	3
Women						
Success	75%	85%	89%	85%	80%	100%
Non-Success	0%	0%	0%	0%	0%	0%
Withdrawal	25%	15%	11%	15%	20%	0%
Total Percent	100%	100%	100%	100%	100%	100%
Total Enrolled	8	20	18	13	5	2

Chabot
Success Rates By Ethnicity and Semester
Course: PHED 1BRI



	Fa 2006	Sp 2007	Fa 2007	Sp 2008	Fa 2008	Sp 2009
African American						
Success	0%	0%	0%	0%	0%	0%
Non-Success	0%	0%	0%	0%	0%	0%
Withdrawal	0%	0%	100%	0%	0%	0%
Total Percent	0%	0%	100%	0%	0%	0%
Total Enrolled	0	0	1	0	0	0
Asian						
Success	100%	95%	94%	100%	100%	100%
Non-Success	0%	0%	0%	0%	0%	0%
Withdrawal	0%	5%	6%	0%	0%	0%
Total Percent	100%	100%	100%	100%	100%	100%
Total Enrolled	5	20	17	13	4	1
Filipino						
Success	67%	83%	90%	33%	67%	100%
Non-Success	0%	0%	0%	0%	0%	0%
Withdrawal	33%	17%	10%	67%	33%	0%
Total Percent	100%	100%	100%	100%	100%	100%
Total Enrolled	12	6	10	6	3	1
Latino						
Success	100%	40%	100%	100%	100%	100%
Non-Success	0%	0%	0%	0%	0%	0%
Withdrawal	0%	60%	0%	0%	0%	0%
Total Percent	100%	100%	100%	100%	100%	100%
Total Enrolled	1	5	1	2	1	1
Middle Eastern						
Success	0%	0%	0%	0%	0%	0%
Non-Success	0%	0%	0%	0%	0%	0%
Withdrawal	0%	0%	0%	0%	0%	0%
Total Percent	0%	0%	0%	0%	0%	0%
Total Enrolled	0	0	0	0	0	0
Native American						
Success	0%	0%	0%	0%	0%	0%
Non-Success	0%	0%	0%	0%	0%	0%
Withdrawal	0%	0%	0%	0%	0%	0%

Total Percent	0%	0%	0%	0%	0%	0%
Total Enrolled	0	0	0	0	0	0
Pacific Islander						
Success	0%	0%	0%	0%	0%	0%
Non-Success	0%	0%	0%	0%	0%	0%
Withdrawal	0%	0%	0%	0%	0%	0%
Total Percent	0%	0%	0%	0%	0%	0%
Total Enrolled	0	0	0	0	0	0
White						
Success	0%	100%	100%	100%	100%	100%
Non-Success	0%	0%	0%	0%	0%	0%
Withdrawal	0%	0%	0%	0%	0%	0%
Total Percent	0%	100%	100%	100%	100%	100%
Total Enrolled	0	2	4	1	1	2