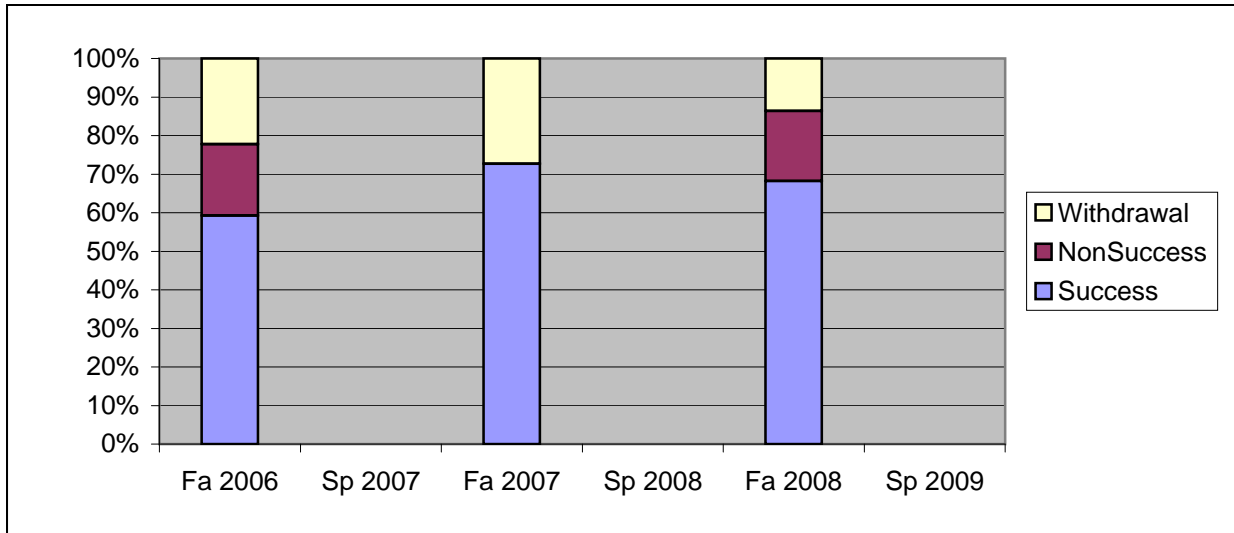
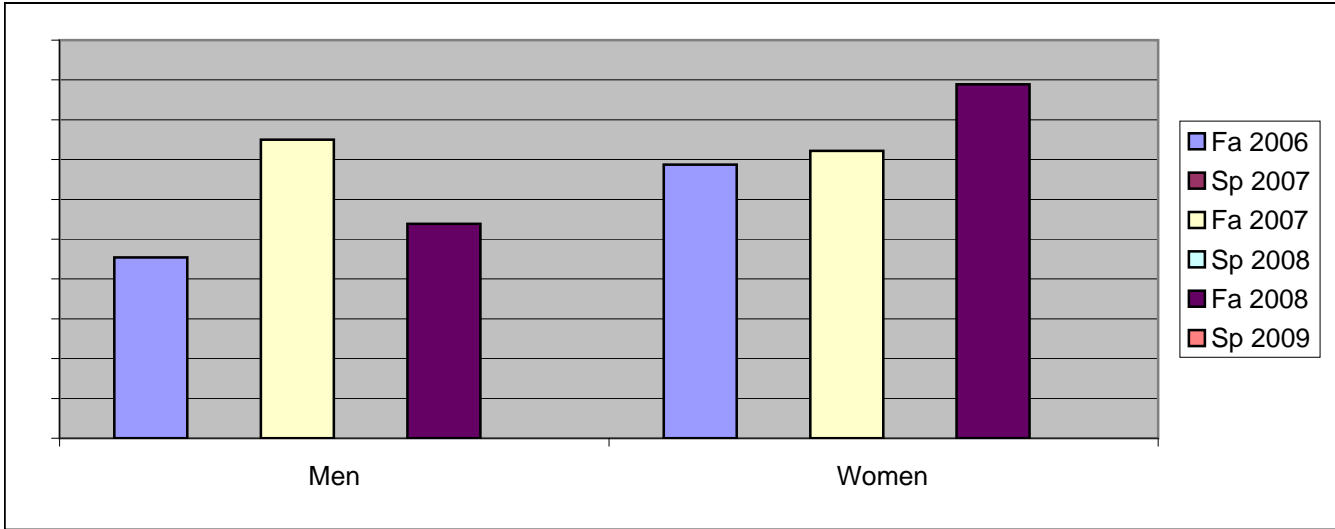


Chabot
 Success, Non-Success, and Withdrawal Rates By Semester
 Course: PHED 23



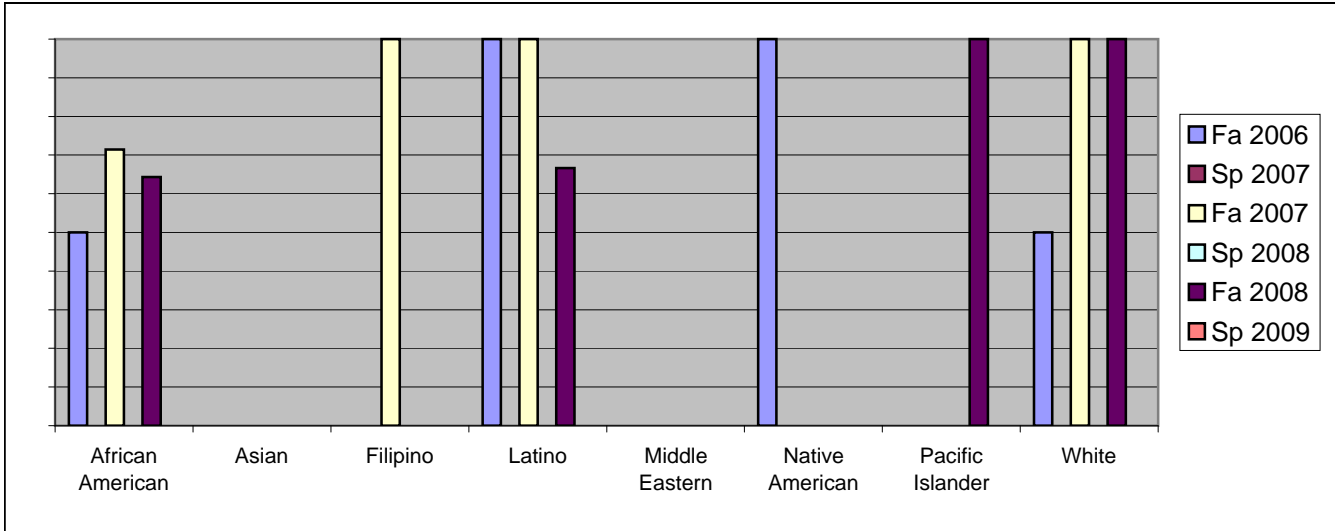
	Fa 2006	Sp 2007	Fa 2007	Sp 2008	Fa 2008	Sp 2009
Success	59%	0%	73%	0%	68%	0%
Non-Success	19%	0%	0%	0%	18%	0%
Withdrawal	22%	0%	27%	0%	14%	0%
Total Percent	100%	0%	100%	0%	100%	0%
Total Enrolled	27	0	22	0	22	0

Chabot
Success Rates By Gender and Semester
Course: PHED 23



	Fa 2006	Sp 2007	Fa 2007	Sp 2008	Fa 2008	Sp 2009
Men						
Success	45%	0%	75%	0%	54%	0%
Non-Success	27%	0%	0%	0%	31%	0%
Withdrawal	27%	0%	25%	0%	15%	0%
Total Percent	100%	0%	100%	0%	100%	0%
Total Enrolled	11	0	4	0	13	0
Women						
Success	69%	0%	72%	0%	89%	0%
Non-Success	13%	0%	0%	0%	0%	0%
Withdrawal	19%	0%	28%	0%	11%	0%
Total Percent	100%	0%	100%	0%	100%	0%
Total Enrolled	16	0	18	0	9	0

Chabot
Success Rates By Ethnicity and Semester
Course: PHED 23



	Fa 2006	Sp 2007	Fa 2007	Sp 2008	Fa 2008	Sp 2009
African American						
Success	50%	0%	71%	0%	64%	0%
Non-Success	19%	0%	0%	0%	14%	0%
Withdrawal	31%	0%	29%	0%	21%	0%
Total Percent	100%	0%	100%	0%	100%	0%
Total Enrolled	16	0	14	0	14	0
Asian						
Success	0%	0%	0%	0%	0%	0%
Non-Success	0%	0%	0%	0%	0%	0%
Withdrawal	0%	0%	0%	0%	0%	0%
Total Percent	0%	0%	0%	0%	0%	0%
Total Enrolled	0	0	0	0	0	0
Filipino						
Success	0%	0%	100%	0%	0%	0%
Non-Success	0%	0%	0%	0%	0%	0%
Withdrawal	0%	0%	0%	0%	0%	0%
Total Percent	0%	0%	100%	0%	0%	0%
Total Enrolled	0	0	2	0	0	0
Latino						
Success	100%	0%	100%	0%	67%	0%
Non-Success	0%	0%	0%	0%	33%	0%
Withdrawal	0%	0%	0%	0%	0%	0%
Total Percent	100%	0%	100%	0%	100%	0%
Total Enrolled	2	0	3	0	3	0
Middle Eastern						
Success	0%	0%	0%	0%	0%	0%
Non-Success	0%	0%	0%	0%	0%	0%
Withdrawal	0%	0%	0%	0%	0%	0%
Total Percent	0%	0%	0%	0%	0%	0%
Total Enrolled	0	0	0	0	0	0
Native American						
Success	100%	0%	0%	0%	0%	0%
Non-Success	0%	0%	0%	0%	0%	0%
Withdrawal	0%	0%	0%	0%	0%	0%

Total Percent	100%	0%	0%	0%	0%	0%
Total Enrolled	1	0	0	0	0	0
Pacific Islander						
Success	0%	0%	0%	0%	100%	0%
Non-Success	0%	0%	0%	0%	0%	0%
Withdrawal	0%	0%	100%	0%	0%	0%
Total Percent	0%	0%	100%	0%	100%	0%
Total Enrolled	0	0	1	0	3	0
White						
Success	50%	0%	100%	0%	100%	0%
Non-Success	50%	0%	0%	0%	0%	0%
Withdrawal	0%	0%	0%	0%	0%	0%
Total Percent	100%	0%	100%	0%	100%	0%
Total Enrolled	2	0	1	0	1	0