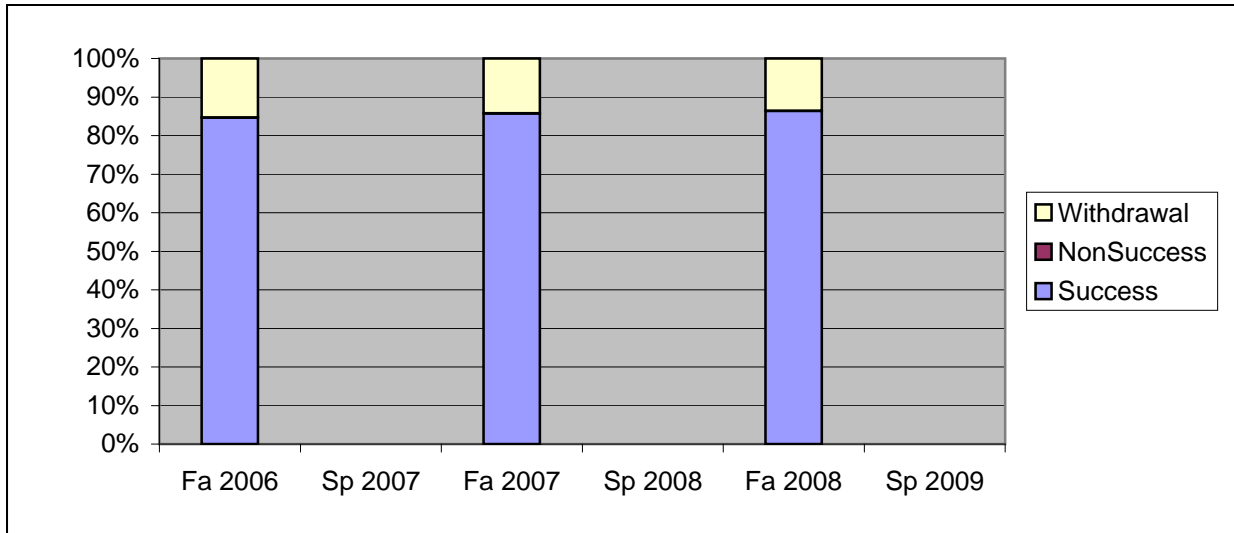
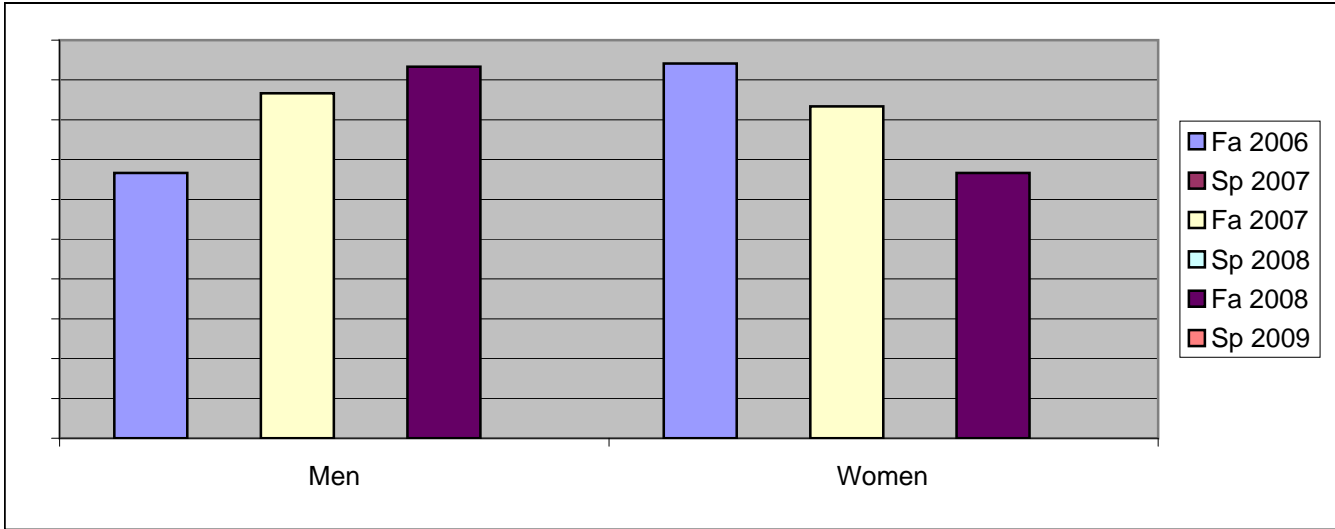


Chabot
 Success, Non-Success, and Withdrawal Rates By Semester
 Course: PHED 2BDI



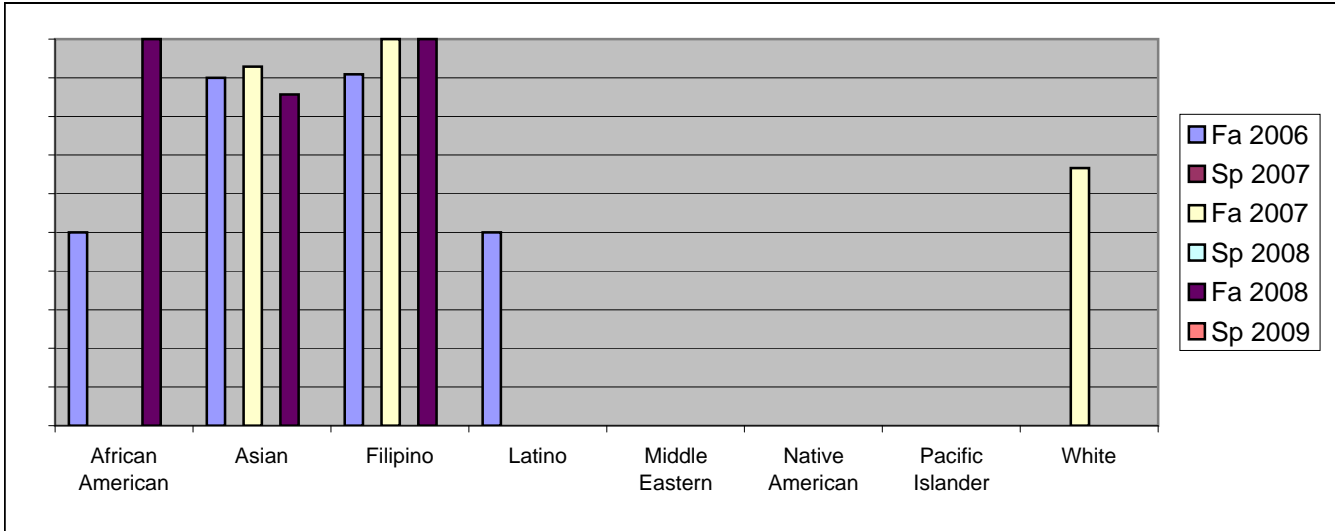
	Fa 2006	Sp 2007	Fa 2007	Sp 2008	Fa 2008	Sp 2009
Success	85%	0%	86%	0%	86%	0%
Non-Success	0%	0%	0%	0%	0%	0%
Withdrawal	15%	0%	14%	0%	14%	0%
Total Percent	100%	0%	100%	0%	100%	0%
Total Enrolled	26	0	21	0	22	0

Chabot
Success Rates By Gender and Semester
Course: PHED 2BDI



	Fa 2006	Sp 2007	Fa 2007	Sp 2008	Fa 2008	Sp 2009
Men						
Success	67%	0%	87%	0%	93%	0%
Non-Success	0%	0%	0%	0%	0%	0%
Withdrawal	33%	0%	13%	0%	7%	0%
Total Percent	100%	0%	100%	0%	100%	0%
Total Enrolled	9	0	15	0	15	0
Women						
Success	94%	0%	83%	0%	67%	0%
Non-Success	0%	0%	0%	0%	0%	0%
Withdrawal	6%	0%	17%	0%	33%	0%
Total Percent	100%	0%	100%	0%	100%	0%
Total Enrolled	17	0	6	0	6	0

Chabot
Success Rates By Ethnicity and Semester
Course: PHED 2BDI



	Fa 2006	Sp 2007	Fa 2007	Sp 2008	Fa 2008	Sp 2009
African American						
Success	50%	0%	0%	0%	100%	0%
Non-Success	0%	0%	0%	0%	0%	0%
Withdrawal	50%	0%	0%	0%	0%	0%
Total Percent	100%	0%	0%	0%	100%	0%
Total Enrolled	2	0	0	0	1	0
Asian						
Success	90%	0%	93%	0%	86%	0%
Non-Success	0%	0%	0%	0%	0%	0%
Withdrawal	10%	0%	7%	0%	14%	0%
Total Percent	100%	0%	100%	0%	100%	0%
Total Enrolled	10	0	14	0	14	0
Filipino						
Success	91%	0%	100%	0%	100%	0%
Non-Success	0%	0%	0%	0%	0%	0%
Withdrawal	9%	0%	0%	0%	0%	0%
Total Percent	100%	0%	100%	0%	100%	0%
Total Enrolled	11	0	1	0	6	0
Latino						
Success	50%	0%	0%	0%	0%	0%
Non-Success	0%	0%	0%	0%	0%	0%
Withdrawal	50%	0%	0%	0%	100%	0%
Total Percent	100%	0%	0%	0%	100%	0%
Total Enrolled	2	0	0	0	1	0
Middle Eastern						
Success	0%	0%	0%	0%	0%	0%
Non-Success	0%	0%	0%	0%	0%	0%
Withdrawal	0%	0%	0%	0%	0%	0%
Total Percent	0%	0%	0%	0%	0%	0%
Total Enrolled	0	0	0	0	0	0
Native American						
Success	0%	0%	0%	0%	0%	0%
Non-Success	0%	0%	0%	0%	0%	0%
Withdrawal	0%	0%	0%	0%	0%	0%

	Total Percent	0%	0%	0%	0%	0%	0%
	Total Enrolled	0	0	0	0	0	0
Pacific Islander							
	Success	0%	0%	0%	0%	0%	0%
	Non-Success	0%	0%	0%	0%	0%	0%
	Withdrawal	0%	0%	0%	0%	0%	0%
	Total Percent	0%	0%	0%	0%	0%	0%
	Total Enrolled	0	0	0	0	0	0
White							
	Success	0%	0%	67%	0%	0%	0%
	Non-Success	0%	0%	0%	0%	0%	0%
	Withdrawal	0%	0%	33%	0%	0%	0%
	Total Percent	0%	0%	100%	0%	0%	0%
	Total Enrolled	0	0	3	0	0	0