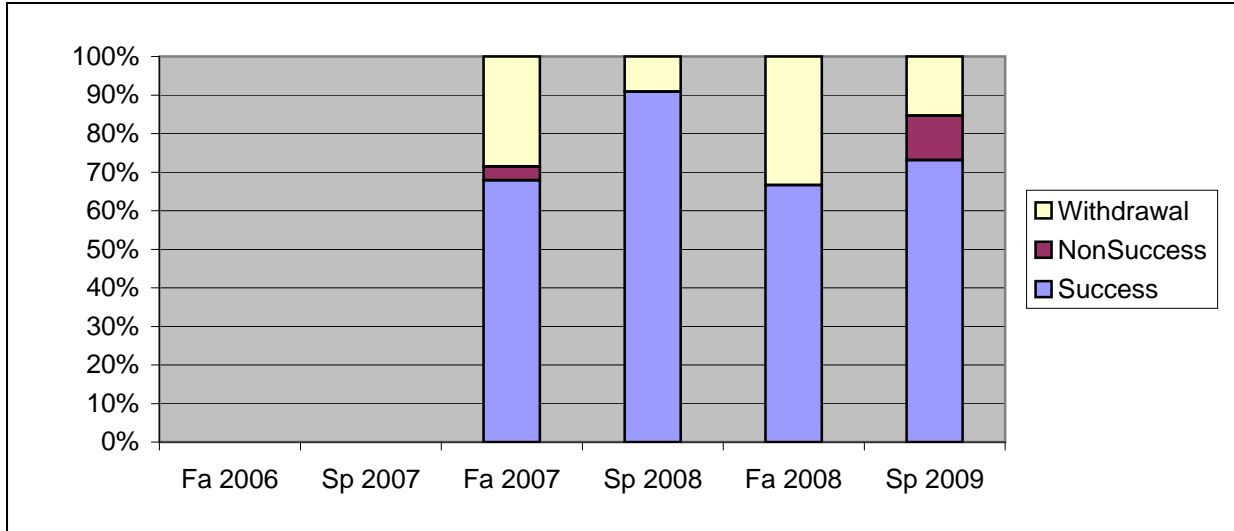
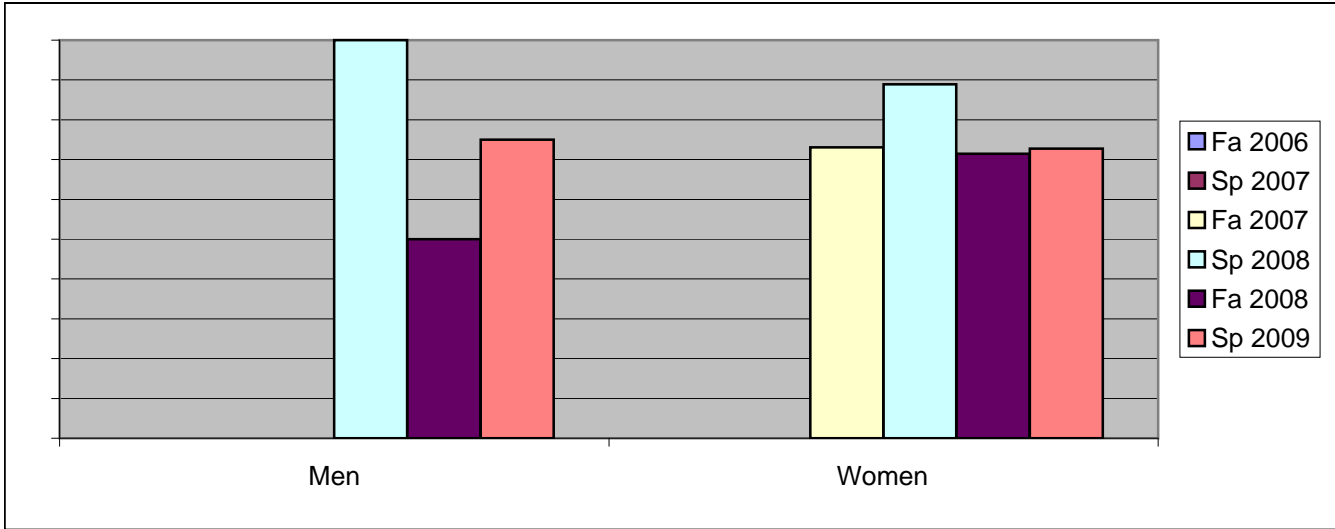


Chabot
 Success, Non-Success, and Withdrawal Rates By Semester
 Course: PHED 2BX



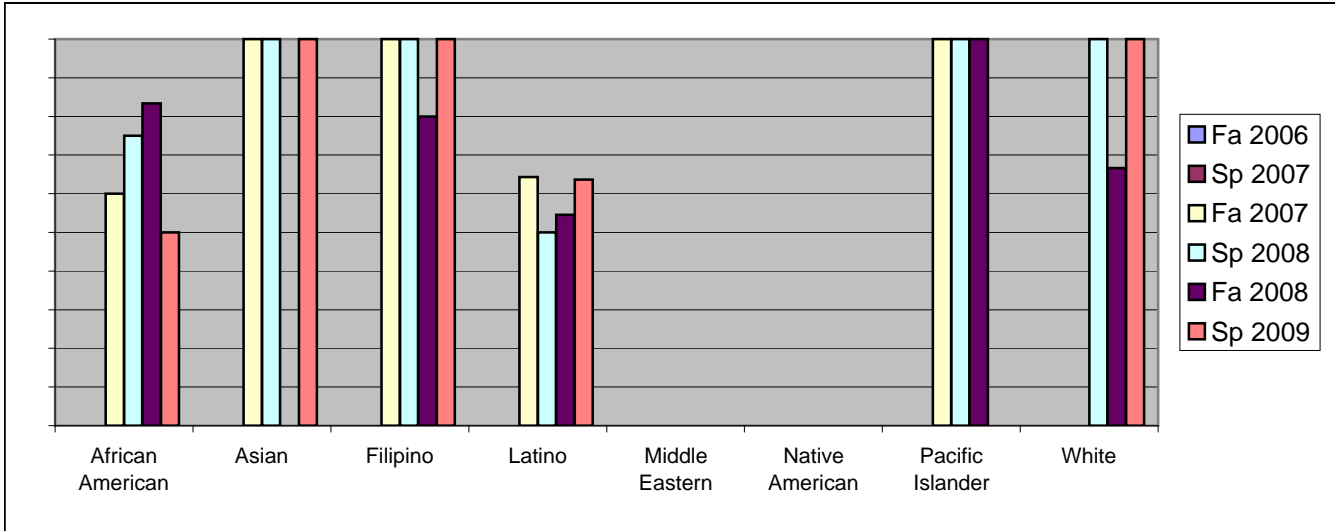
	Fa 2006	Sp 2007	Fa 2007	Sp 2008	Fa 2008	Sp 2009
Success	0%	0%	68%	91%	67%	73%
Non-Success	0%	0%	4%	0%	0%	12%
Withdrawal	0%	0%	29%	9%	33%	15%
Total Percent	0%	0%	100%	100%	100%	100%
Total Enrolled	0	0	28	22	27	26

Chabot
Success Rates By Gender and Semester
Course: PHED 2BX



	Fa 2006	Sp 2007	Fa 2007	Sp 2008	Fa 2008	Sp 2009
Men						
Success	0%	0%	0%	100%	50%	75%
Non-Success	0%	0%	0%	0%	0%	0%
Withdrawal	0%	0%	100%	0%	50%	25%
Total Percent	0%	0%	100%	100%	100%	100%
Total Enrolled	0	0	2	4	6	4
Women						
Success	0%	0%	73%	89%	71%	73%
Non-Success	0%	0%	4%	0%	0%	14%
Withdrawal	0%	0%	23%	11%	29%	14%
Total Percent	0%	0%	100%	100%	100%	100%
Total Enrolled	0	0	26	18	21	22

Chabot
Success Rates By Ethnicity and Semester
Course: PHED 2BX



	Fa 2006	Sp 2007	Fa 2007	Sp 2008	Fa 2008	Sp 2009
African American						
Success	0%	0%	60%	75%	83%	50%
Non-Success	0%	0%	0%	0%	0%	50%
Withdrawal	0%	0%	40%	25%	17%	0%
Total Percent	0%	0%	100%	100%	100%	100%
Total Enrolled	0	0	5	4	6	6
Asian						
Success	0%	0%	100%	100%	0%	100%
Non-Success	0%	0%	0%	0%	0%	0%
Withdrawal	0%	0%	0%	0%	100%	0%
Total Percent	0%	0%	100%	100%	100%	100%
Total Enrolled	0	0	1	2	1	3
Filipino						
Success	0%	0%	100%	100%	80%	100%
Non-Success	0%	0%	0%	0%	0%	0%
Withdrawal	0%	0%	0%	0%	20%	0%
Total Percent	0%	0%	100%	100%	100%	100%
Total Enrolled	0	0	4	6	5	2
Latino						
Success	0%	0%	64%	50%	55%	64%
Non-Success	0%	0%	7%	0%	0%	0%
Withdrawal	0%	0%	29%	50%	45%	36%
Total Percent	0%	0%	100%	100%	100%	100%
Total Enrolled	0	0	14	2	11	11
Middle Eastern						
Success	0%	0%	0%	0%	0%	0%
Non-Success	0%	0%	0%	0%	0%	0%
Withdrawal	0%	0%	0%	0%	0%	0%
Total Percent	0%	0%	0%	0%	0%	0%
Total Enrolled	0	0	0	0	0	0
Native American						
Success	0%	0%	0%	0%	0%	0%
Non-Success	0%	0%	0%	0%	0%	0%
Withdrawal	0%	0%	0%	0%	0%	0%

Total Percent	0%	0%	0%	0%	0%	0%
Total Enrolled	0	0	0	0	0	0
Pacific Islander						
Success	0%	0%	100%	100%	100%	0%
Non-Success	0%	0%	0%	0%	0%	0%
Withdrawal	0%	0%	0%	0%	0%	0%
Total Percent	0%	0%	100%	100%	100%	0%
Total Enrolled	0	0	1	2	1	0
White						
Success	0%	0%	0%	100%	67%	100%
Non-Success	0%	0%	0%	0%	0%	0%
Withdrawal	0%	0%	100%	0%	33%	0%
Total Percent	0%	0%	100%	100%	100%	100%
Total Enrolled	0	0	1	5	3	2