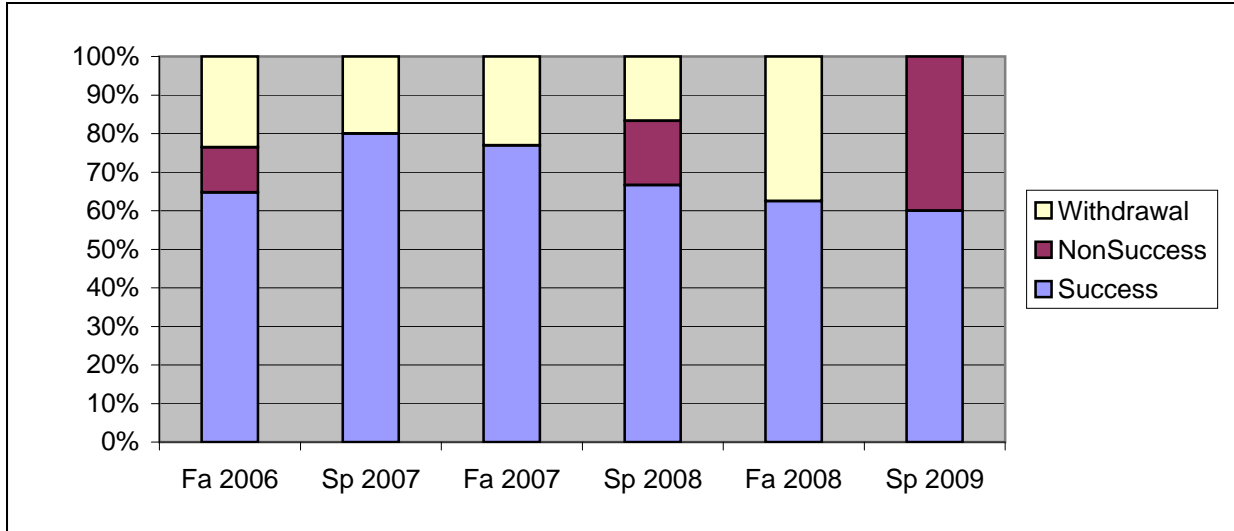
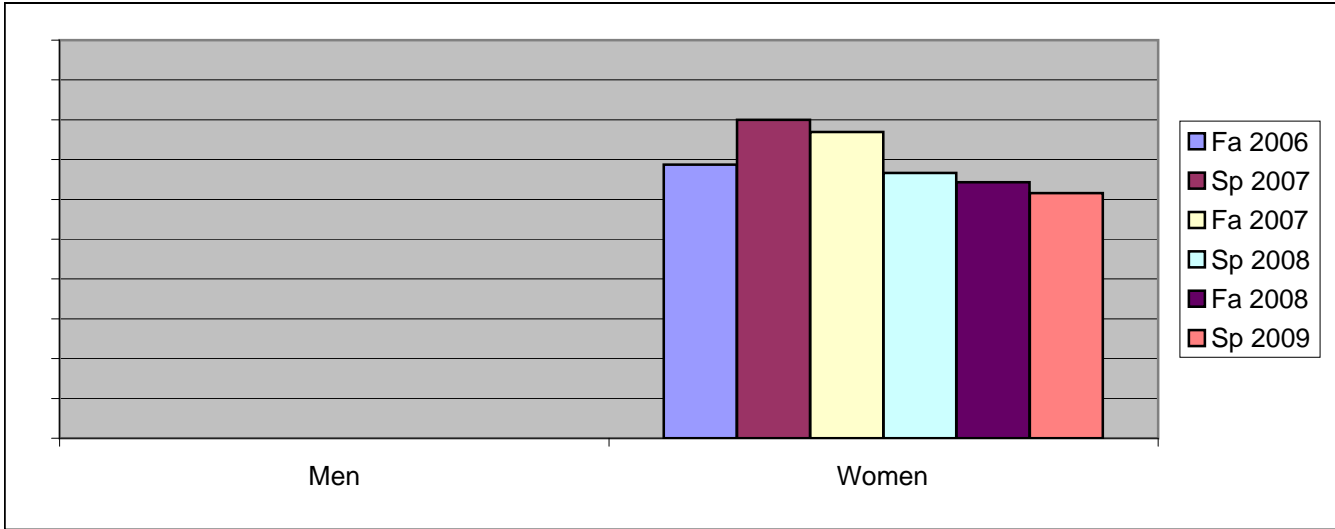


Chabot
 Success, Non-Success, and Withdrawal Rates By Semester
 Course: PHED 2CL



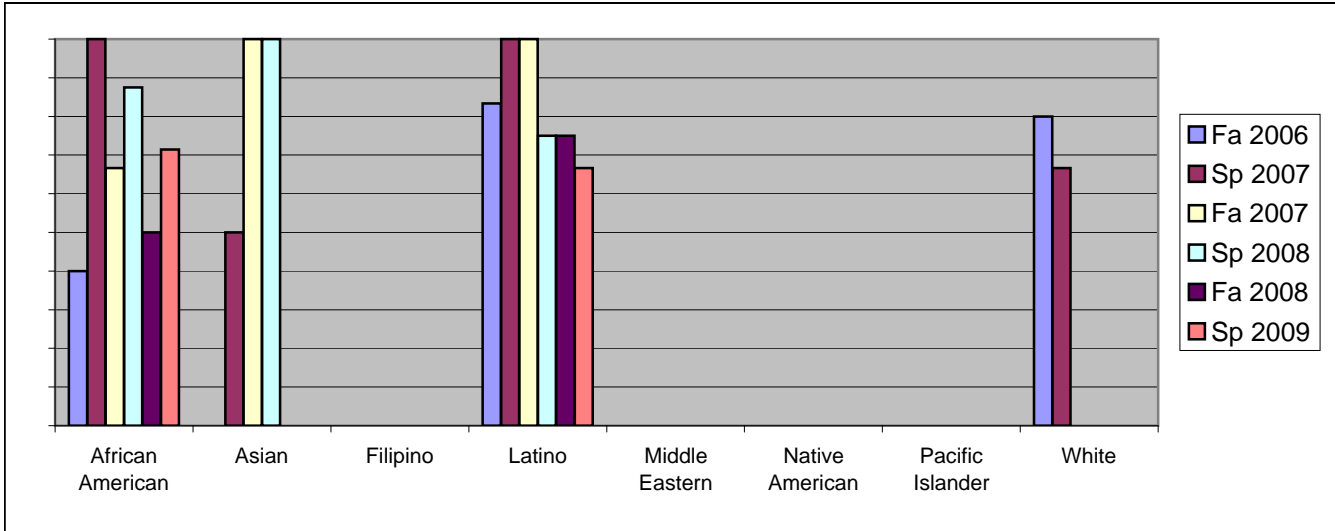
	Fa 2006	Sp 2007	Fa 2007	Sp 2008	Fa 2008	Sp 2009
Success	65%	80%	77%	67%	63%	60%
Non-Success	12%	0%	0%	17%	0%	40%
Withdrawal	24%	20%	23%	17%	38%	0%
Total Percent	100%	100%	100%	100%	100%	100%
Total Enrolled	17	10	13	18	16	15

Chabot
Success Rates By Gender and Semester
Course: PHED 2CL



	Fa 2006	Sp 2007	Fa 2007	Sp 2008	Fa 2008	Sp 2009
Men						
Success	0%	0%	0%	0%	0%	0%
Non-Success	0%	0%	0%	0%	0%	100%
Withdrawal	100%	0%	0%	0%	100%	0%
Total Percent	100%	0%	0%	0%	100%	100%
Total Enrolled	1	0	0	0	1	1
Women						
Success	69%	80%	77%	67%	64%	62%
Non-Success	13%	0%	0%	17%	0%	38%
Withdrawal	19%	20%	23%	17%	36%	0%
Total Percent	100%	100%	100%	100%	100%	100%
Total Enrolled	16	10	13	18	14	13

Chabot
Success Rates By Ethnicity and Semester
Course: PHED 2CL



	Fa 2006	Sp 2007	Fa 2007	Sp 2008	Fa 2008	Sp 2009
African American						
Success	40%	100%	67%	88%	50%	71%
Non-Success	40%	0%	0%	0%	0%	29%
Withdrawal	20%	0%	33%	13%	50%	0%
Total Percent	100%	100%	100%	100%	100%	100%
Total Enrolled	5	1	3	8	8	7
Asian						
Success	0%	50%	100%	100%	0%	0%
Non-Success	0%	0%	0%	0%	0%	0%
Withdrawal	0%	50%	0%	0%	0%	0%
Total Percent	0%	100%	100%	100%	0%	0%
Total Enrolled	0	2	1	1	0	0
Filipino						
Success	0%	0%	0%	0%	0%	0%
Non-Success	0%	0%	0%	100%	0%	100%
Withdrawal	100%	0%	0%	0%	0%	0%
Total Percent	100%	0%	0%	100%	0%	100%
Total Enrolled	1	0	0	1	0	2
Latino						
Success	83%	100%	100%	75%	75%	67%
Non-Success	0%	0%	0%	0%	0%	33%
Withdrawal	17%	0%	0%	25%	25%	0%
Total Percent	100%	100%	100%	100%	100%	100%
Total Enrolled	6	4	6	4	4	3
Middle Eastern						
Success	0%	0%	0%	0%	0%	0%
Non-Success	0%	0%	0%	0%	0%	0%
Withdrawal	0%	0%	0%	0%	0%	0%
Total Percent	0%	0%	0%	0%	0%	0%
Total Enrolled	0	0	0	0	0	0
Native American						
Success	0%	0%	0%	0%	0%	0%
Non-Success	0%	0%	0%	100%	0%	0%
Withdrawal	0%	0%	0%	0%	0%	0%

Total Percent	0%	0%	0%	100%	0%	0%
Total Enrolled	0	0	0	1	0	0
Pacific Islander						
Success	0%	0%	0%	0%	0%	0%
Non-Success	0%	0%	0%	0%	0%	0%
Withdrawal	0%	0%	0%	0%	0%	0%
Total Percent	0%	0%	0%	0%	0%	0%
Total Enrolled	0	0	0	0	0	0
White						
Success	80%	67%	0%	0%	0%	0%
Non-Success	0%	0%	0%	50%	0%	0%
Withdrawal	20%	33%	100%	50%	100%	0%
Total Percent	100%	100%	100%	100%	100%	0%
Total Enrolled	5	3	2	2	1	0